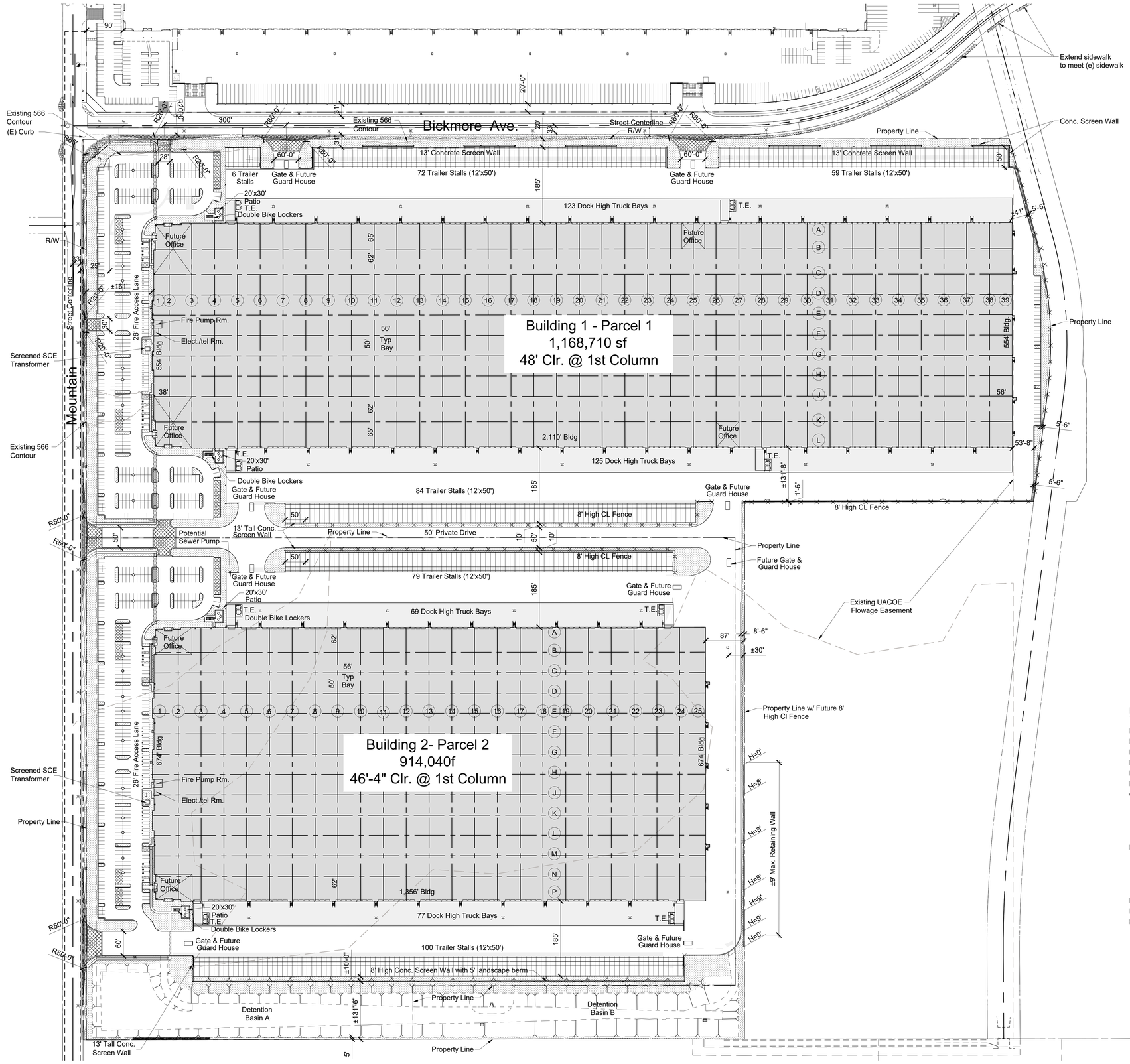

SHEET INDEX	
SHEET NO.	DESCRIPTION
A1.0	TITLE SHEET
A1.1	ENLARGED PARTIAL SITE PLANS
A1.2	SCREEN WALL LOCATION PLAN
A1.3	TRUCK CIRCULATION PLAN
A1.4	TRUCK TURNING RADIUS ENLARGED PLANS
A2.0	OVERALL FLOOR PLANS
A2.1	BLDG. 1 - SOUTHWEST ENLARGED FLOOR PLAN
A2.2	BLDG. 1 - NORTHWEST ENLARGED FLOOR PLAN
A2.3	BLDG. 2 - NORTHWEST ENLARGED FLOOR PLAN
A2.4	BLDG. 2 - SOUTHWEST ENLARGED FLOOR PLAN
A3.0	BLDG. 1 - OVERALL BUILDING ELEVATIONS
A3.1	BLDG. 1 - ELEVATIONS
A3.2	BLDG. 1 - ELEVATIONS
A3.3	BLDG. 1 - ELEVATIONS
A4.0	BLDG. 2 - OVERALL BUILDING ELEVATIONS
A4.1	BLDG. 2 - ELEVATIONS
A4.2	BLDG. 2 - ELEVATIONS
A4.3	BLDG. 2 - ELEVATIONS
A5.0	PARTIAL ENLARGED ELEVATIONS
A5.1	PARTIAL ENLARGED ELEVATIONS
A5.2	PARTIAL ENLARGED ELEVATIONS
A6.0	CONCRETE SCREEN WALL ELEVATIONS
A6.1	CONCRETE SCREEN WALL ELEVATIONS
	CIVIL
SHEET 1	SITE UTILIZATION PLAN
SHEET 1	CONCEPT GRADING PLAN
SHEET 2	CONCEPT UTILITY PLAN
SHEET 3	TYPICAL SECTIONS
	VESTING TENTATIVE PARCEL MAP
SHEET 1	TITLE SHEET
SHEET 2	MAP SHEET
SHEET 3	MAP SHEET
	LANDSCAPE
L-1	OVERALL LANDSCAPE PLAN
L-2	ENLARGED LANDSCAPE PLAN - SW QUADRANT
L-3	ENLARGED LANDSCAPE PLAN - NW QUADRANT
L-4	ENLARGED LANDSCAPE PLAN - NE QUADRANT
L-5	ENLARGED LANDSCAPE PLAN - SE QUADRANT
L-6	LANDSCAPE SECTIONS

PROJECT SUMMARY (REFER TO TABLE FOR ACTUAL VALUES)

EXISTING ZONING . . . . . AG (GENERAL AGRICULTURAL)
PROPOSED ZONING . . . . . M2 (GENERAL AGRICULTURAL)
LOT AREA, MINIMUM . . . . . 1 ACRE
LOT WIDTH, MINIMUM . . . . . 200 FEET
LOT DEPTH, MINIMUM . . . . . 200 FEET
LANDSCAPE COVERAGE, MINIMUM 10%
OFF-STREET PARKING AND LOADING
OFFICE . . . . . 1 / 250 SF
WAREHOUSE . . . . . 1 / 1,000 SF @ 1ST 20,000 SF
1/ 2,000 SF @ @ 2ND 20,000 SF
1 / 4,000 SF @ OVER 40,000 SF
BUILDING SETBACKS, MINIMUM
FRONT . . . . . .25 FEET + 1 FT. / FT. OVER 25 FT.
REAR . . . . . .0 FEET + 1 FT. / FT. OVER 25 FT.
INTERIOR SIDE . . . . . .0 FEET + 1 FT. / FT. OVER 25 FT.
STREET SIDE . . . . . 25 FEET + 1 FT. / FT. OVER 25 FT.
LOT COVERAGE, MAXIMUM 50%
FLOOR AREA RATIO (FAR) 0.6
BUILDING HEIGHT, MAXIMUM
STORIES . . . . . N/A (PROPOSED = 52 FT.)
FEET . . . . . N/A (PROPOSED = 52 FT.)

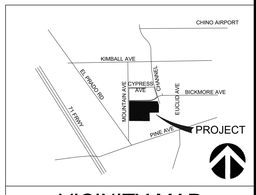

VICINITY MAP

PROJECT SUMMARY

	Site Area Net (Acres)	Bldg 1st Floor Area (SF)	Bldg Coverage (%)	Proposed Future Office Area (SF)	Proposed Future Warehouse Area (SF)	Bldg. Future Mezz. Area	Landscape Area (SF)	Landscape Coverage (%) (10% Required)	Dock Doors Possible (9'x10')	Trailer Parking (12'x50')	Enclosed Bike Lockers (5%)	Car Parking Required	Total Car Parking Provided (9'x19' U.N.O.)	Accessible Parking Stalls Req. (2%)	Accessible Parking Stalls Provided	FE, VP, & CPParking Req./Provided (8%)	Future EV Charging Spaces Req./Provided (6%)
Parcel 1 - Building 1 & 1/2 Private Rd. & basin	54.07	1,168,710	49.62%	21,000	1,147,710	5,000	249,784	10.60%	248	221	21	411	411	8	10	33	25
Parcel 2 - Building 2 & 1/2 Private Rd. & Basin	42.86	914,040	48.96%	21,000	893,040	5,000	237,640	12.73%	146	179	17	347	349	7	8	28	21
Total	96.93	2,082,750	49.33%	42,000	2,040,750	10,000	487,424	11.54%	394	400	38	758	760	15	18	61	46

SCALE IN FEET 100 0 100 200 (1" = 100')

SITE PLAN | A | SCALE: 1" = 100'-0"

This Document, Either in Drawing or the Assemblage of Drawings, is the Property of Commerce Construction Co. L.P. ("Consultant") and may not be used for any purpose or document, in whole or in part, other than that for which it was prepared by Consultant. Such document, whether in hard copy or in electronic form, may not be reproduced, distributed, modified, or used for any other purpose without the prior written consent of Consultant. This document is not to be used for any other project or purpose, and any such use or reproduction, in whole or in part, without the written consent of Consultant, is prohibited. Any purpose or organization wishing use of a drawing upon which Consultant's seal appears must first execute a written agreement with Consultant. Electronic versions of digital data from the CAD system are provided for convenience only and are not to be considered as an electronic or final drawing.

DATE	BY	REVISIONS

DATE	BY	REVISIONS
3-14-2019	SDG	
6-10-2019	SDG	
9-12-2019	SDG	
12-11-2019	SDG	

REVISIONS
2ND PLANNING SUBMITTAL
3rd PLANNING SUBMITTAL
4th PLANNING SUBMITTAL
MOUNTAIN BICKMORE INTERSECTION REV.

COMMERCE CONSTRUCTION CO., L.P.
13191 Crossroads Parkway North
Sixth Floor
City of Industry, California 91746-3497
Telephone: (562) 699-0453
License No. 723302

OVERALL SITE PLAN
BUILDINGS NO. 1 & 2
MAJESTIC CHINO HERITAGE
CHINO, CA.

Drawing Plot Bar
0" 1"
Use this plot bar to confirm drawing has not been reduced or enlarged from original. If this plot bar is not exactly 1 inch long the physical size of drawing has changed.

DRAWN BY	DATE
SDG	11-27-2018

CCC JOB NO. 6720

SHEET NO. A1.0

M:\Sketches\6720 Mountain & Bickmore\6720-ex-28.1 - 5th Planning Submittal-Front Parking-Alt 07.dwg

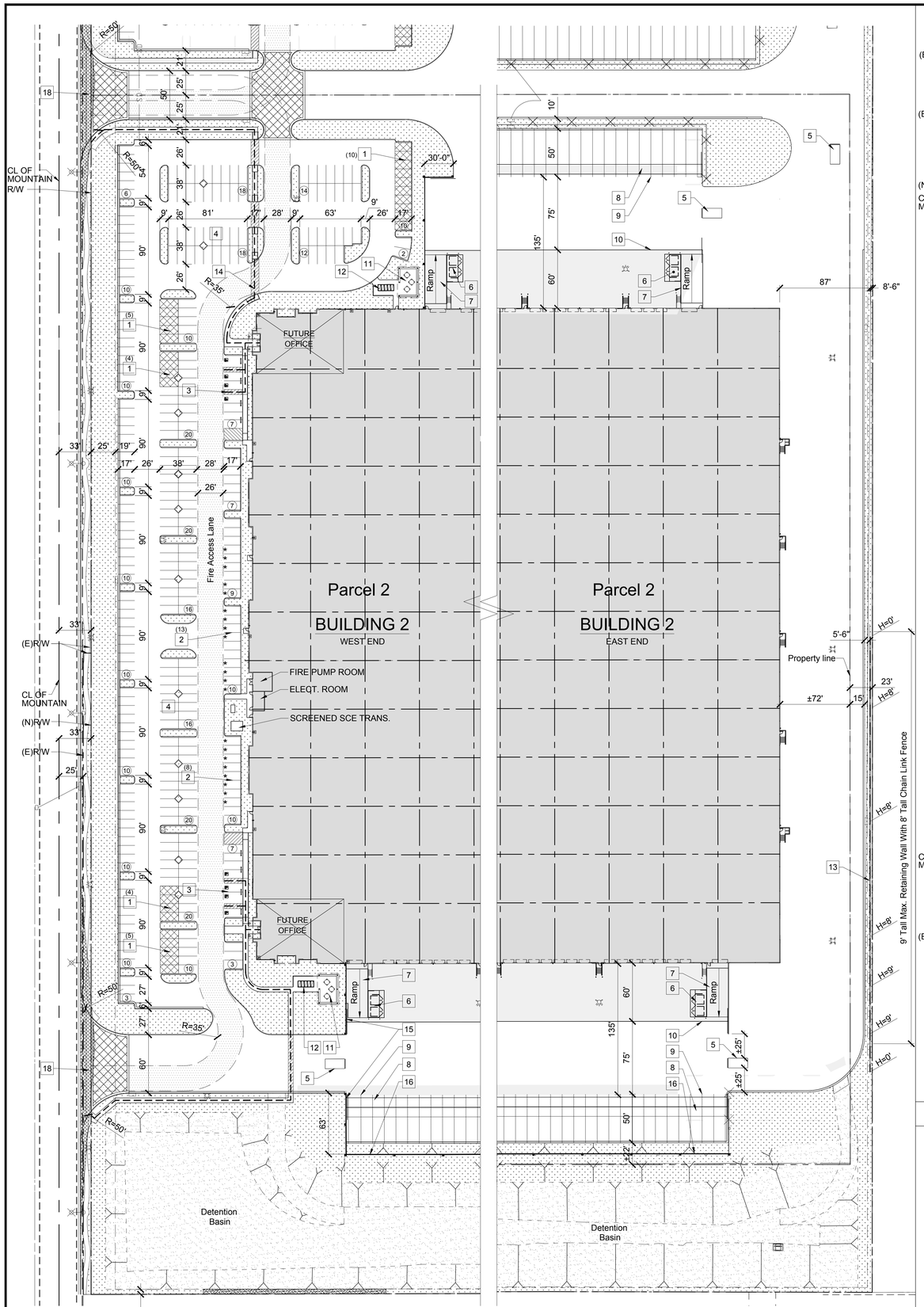

BUILDING NO. 2 PARTIAL ENLARGED SITE PLAN | B | SCALE: 1" = 50'-0"

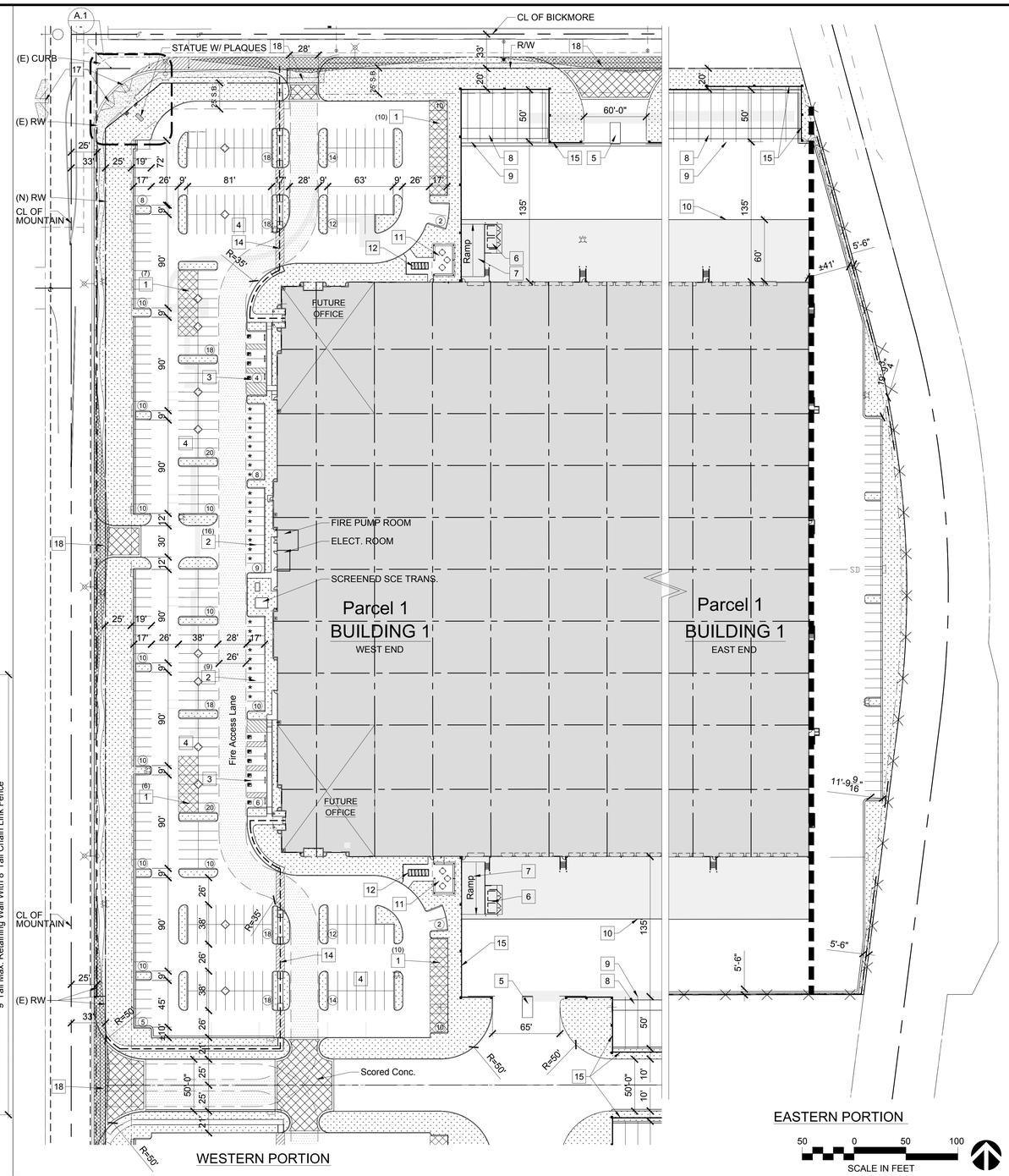

BUILDING NO. 1 PARTIAL ENLARGED SITE PLAN | A | SCALE: 1" = 50'-0"

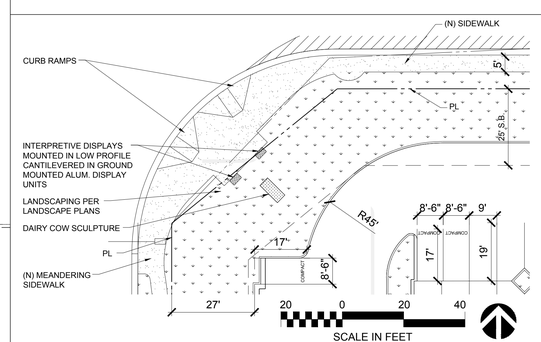

INTERPRETATIVE DISPLAYS | A.1 | SCALE: 1" = 20'-0"

ENTRY KEYNOTES:

1. CLEAN AIR / VAN POOL / EV PARKING SPACE
2. FUTURE EV CHARGING PARKING SPACE
3. ACCESSIBLE 9'X19' PARKING STALLS
4. STANDARD 9'X19' PARKING STALLS
5. FUTURE MODULAR GUARD HOUSE
6. COVERED TRASH ENCLOSURE
7. GRADE LEVEL RAMP
8. CONCRETE DOLLY PAD
9. 12' X 50 ' TRAILER PARKING STALLS
10. CONCRETE TRUCK APRON
11. EMPLOYEE BREAK AREA
12. BIKE LOCKERS ON CONCRETE SLAB
13. RETAINING WALL
14. ACCESSIBLE ACCESS TO PUBLIC WAY
15. 13' TALL CONCRETE SCREEN WALL
16. 8' TALL CONC. SCREEN WALL ON TOP OF 8' LANDSCAPE BERM
17. CURB RAMP
18. ACCESSIBLE PATH OF TRAVEL WITH 2% MAX. CROSS SLOPE

The Documents, Either on Drawing or the Assessible Form, Are Property of Commerce Construction Co. L.P. ("Commerce") and Are Not Intended for Any Other Purpose. Such Items may not be reproduced, distributed, modified, or used for any purpose other than that for which they are intended without the written consent of Commerce. This document is a tool intended to assist in the design process and is not a substitute for the official sealed document, and is not a requirement for the official sealed document, and is the responsibility of the recipient to verify the accuracy of the information in digital form from the official sealed document. Commerce assumes no responsibility for accuracy of digital data from the official sealed document, and is not responsible for any modifications made to the digital data by others.

REVISIONS			

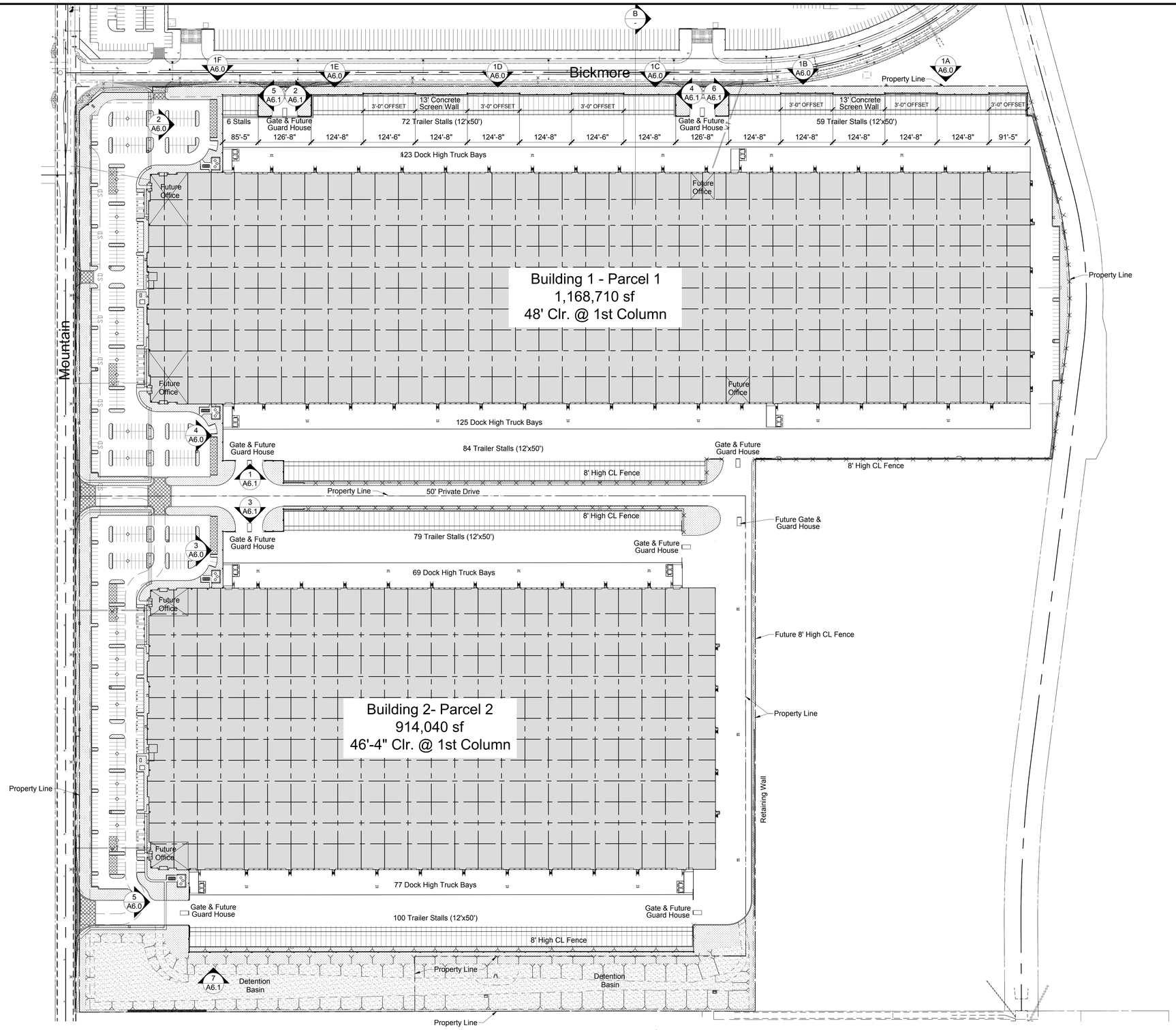

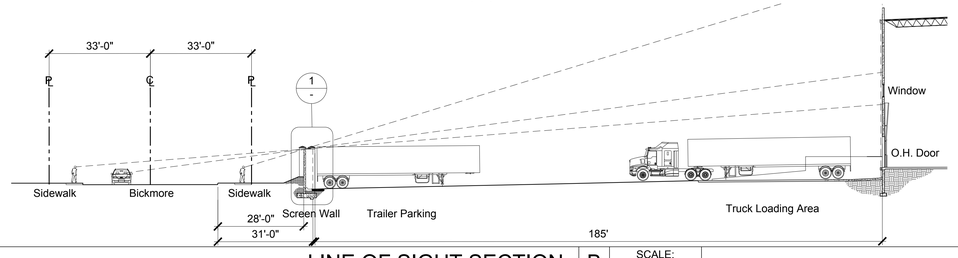

LINE OF SIGHT SECTION | B | SCALE: 1" = 20'-0"

100 0 100 200
SCALE IN FEET (1" = 100')

FENCING PLAN | A | SCALE: 1" = 100'-0"

This Document, Either in Drawing or the Accompanying Specifications, Is the Property of Commerce Construction Co., L.P. ("Commerce").
Commerce Construction Co., L.P. ("Commerce") reserves its rights in this document, including, without limits, its copyright and other intellectual property rights. This document is the property of Commerce. This document, and its contents, may not be reproduced, distributed, modified, or used for any purpose without the express written consent of Commerce. This document, and its contents, may not be reproduced, distributed, modified, or used for any purpose or organization except use of a varying copy as a requirement for the officially issued document, and in the ordinary course of business, and provided that any such copy is not altered or modified in any way. Any purpose or organization making use of a varying copy as a requirement for the officially issued document, and in the ordinary course of business, and any purpose or organization making use of digital data from the Commerce Construction Co., L.P. document, agrees to be bound by the foregoing.

REVISIONS	BY	DATE

REVISIONS	BY	DATE
2ND PLANNING SUBMITTAL	SDG	3-14-2019
3rd PLANNING SUBMITTAL	SDG	6-10-2019
4th PLANNING SUBMITTAL	SDG	9-12-2019

COMMERCE CONSTRUCTION CO., L.P.
13191 Crossroads Parkway North
Sixth Floor
City of Industry, California 91746-3497
Telephone: (562) 699-0453
License No. 723302

SCREEN WALL LOCATION PLAN

BUILDINGS NO. 1 & 2
MAJESTIC CHINO HERITAGE
CHINO, CA.

Drawing Plot Bar
0" 1"
Use this plot bar to confirm drawing has not been reduced or enlarged from original. If this plot bar is not exactly 1 inch long the physical size of drawing has changed.

DRAWN BY	DATE
SDG	11-27-2018

CCC JOB NO. 6720

SHEET NO. A1.2

M:\Sketches\6720-ex-28.1 - 5th Planning Submittal-Front Parking-Alt 07.dwg

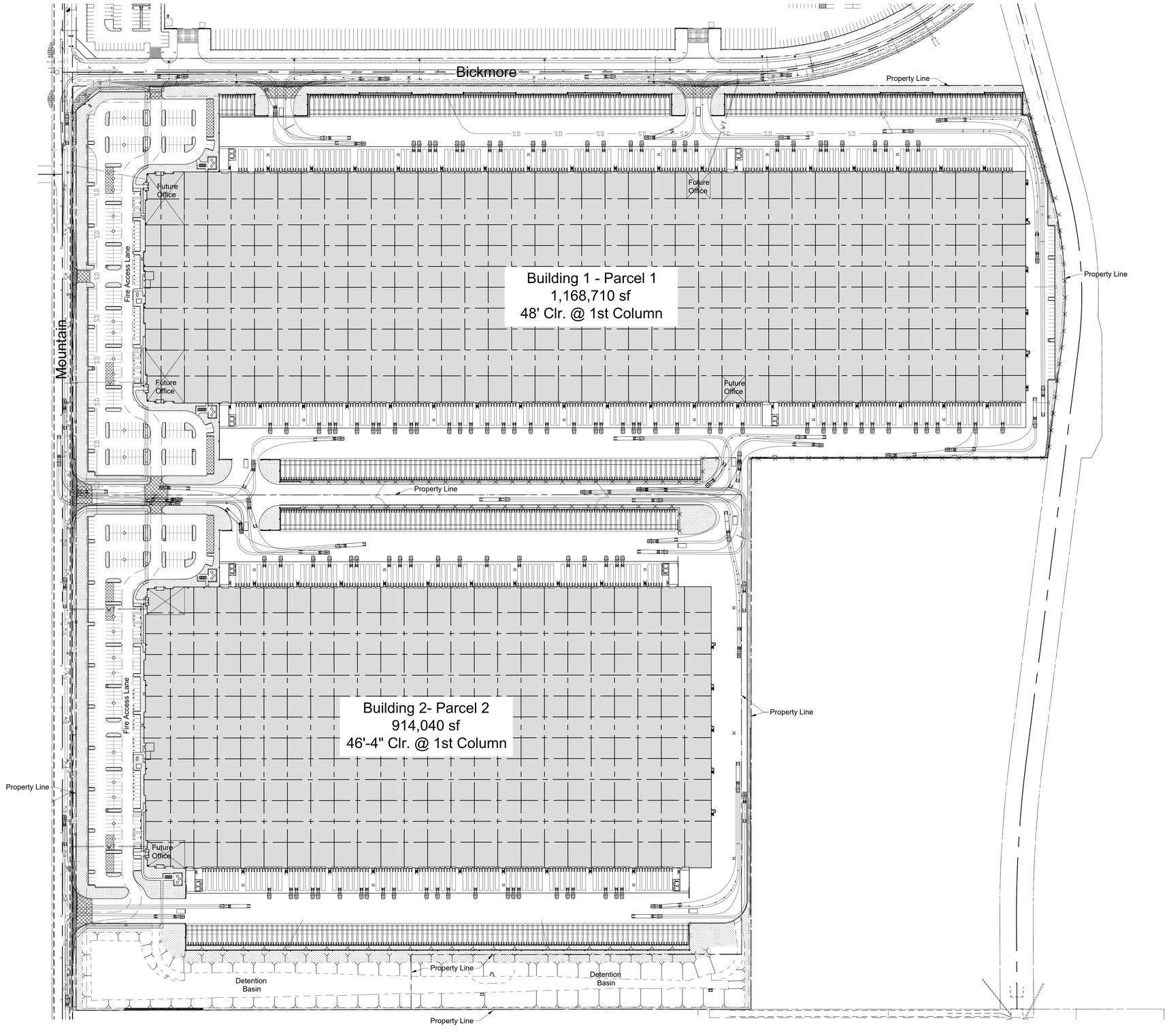

100 0 100 200
SCALE IN FEET (1" = 100')

TRUCK CIRCULATION PLAN | A | SCALE: 1" = 100'-0"

The Document, Either in Drawing or the Assemblies of Drawings, is the Property of Commerce Construction Co., L.P. ("Commerce").
The Document is Subject to Intellectual Property Rights, may not be reproduced, distributed, modified, distributed or transmitted, in any form or by any means, without the written consent of Commerce. This document is and shall remain the property of Commerce and may not be used for any purpose or organization except that of a signing upon and in implementing the agreement with Commerce, and is to be returned upon request. Reproduction or electronic or digital data from the Document, in whole or in part, by any other person or organization is an unauthorized use of the Document.

REVISIONS		BY	DATE
2ND PLANNING SUBMITTAL		SDG	3-14-2019
3rd PLANNING SUBMITTAL		SDG	6-10-2019
4th PLANNING SUBMITTAL		SDG	9-12-2019

COMMERCE CONSTRUCTION CO., L.P.
13191 Crossroads Parkway North
Sixth Floor
City of Industry, California 91746-3497
Telephone: (562) 699-0453
License No. 723302

TRUCK CIRCULATION PLAN
BUILDINGS NO. 1 & 2
MAJESTIC CHINO HERITAGE
CHINO, CA.

Drawing Plot Bar
0" 1"
Use this plot bar to confirm drawing has not been reduced or enlarged from original. If this plot bar is not exactly 1 inch long the physical size of drawing has changed.

DRAWN BY	DATE
SDG	11-27-2018

CCC JOB NO. 6720

SHEET NO. A1.3

M:\Sketches\6720 Mountain & Bickmore\6720-ex-28.1 - 5th Planning Submittal-Front Parking\Alt 07.dwg

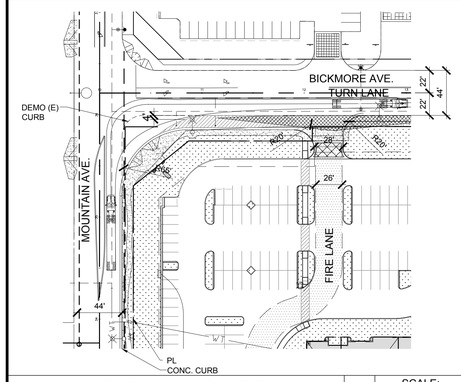

NORTH WEST CORNER | 8 | SCALE: 1" = 60'-0"

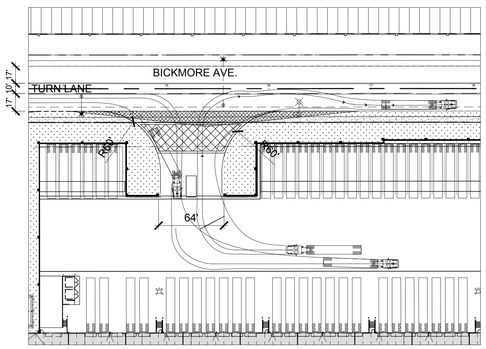

NORTH CENTRAL WEST | 6 | SCALE: 1" = 60'-0"

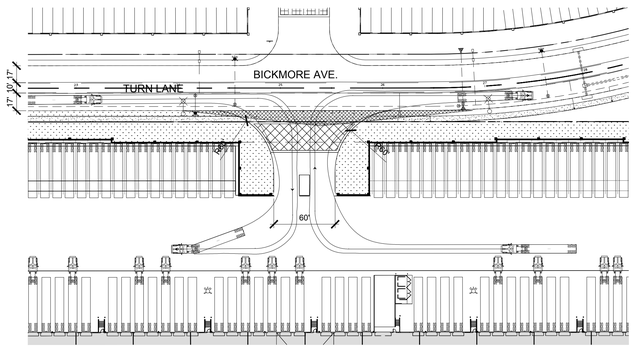

NORTH CENTRAL EAST | 3 | SCALE: 1" = 60'-0"

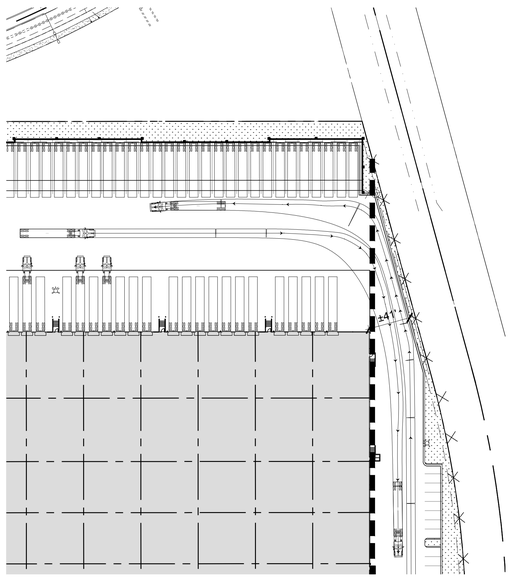

NORTH EAST CORNER | 1 | SCALE: 1" = 60'-0"

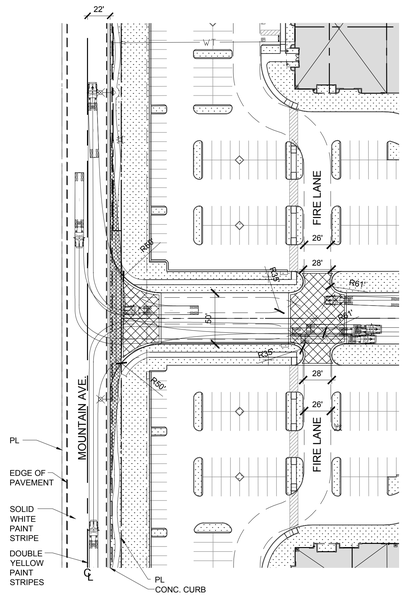

CENTRAL WEST | 9 | SCALE: 1" = 60'-0"

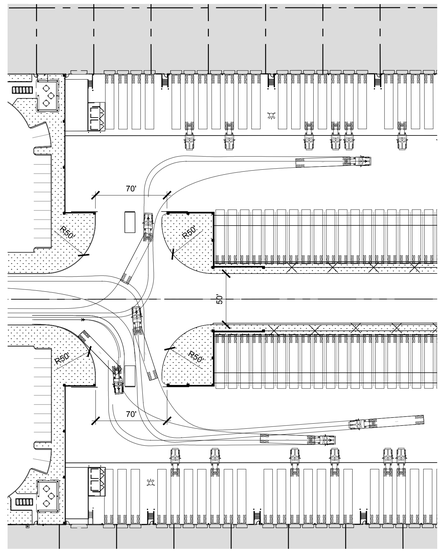

CENTRAL CENTER | 7 | SCALE: 1" = 60'-0"

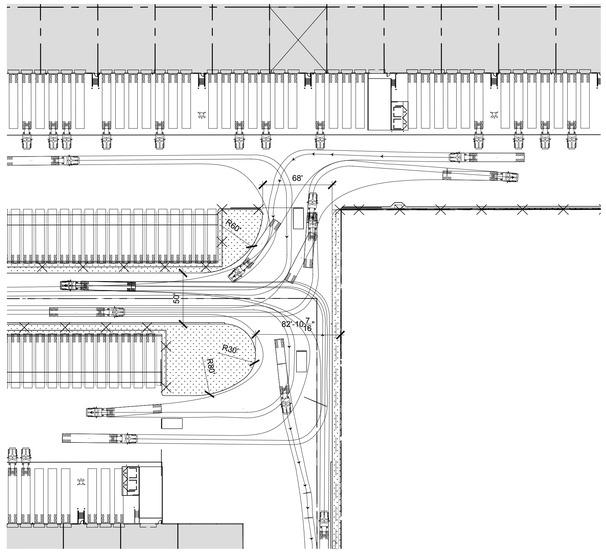

CENTRAL EAST | 4 | SCALE: 1" = 60'-0"

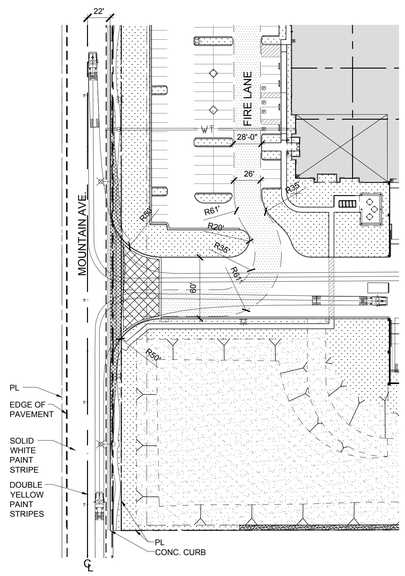

60 0 60 120
SCALE IN FEET (1" = 60')

SOUTH WEST CORNER | 10 | SCALE: 1" = 100'-0"

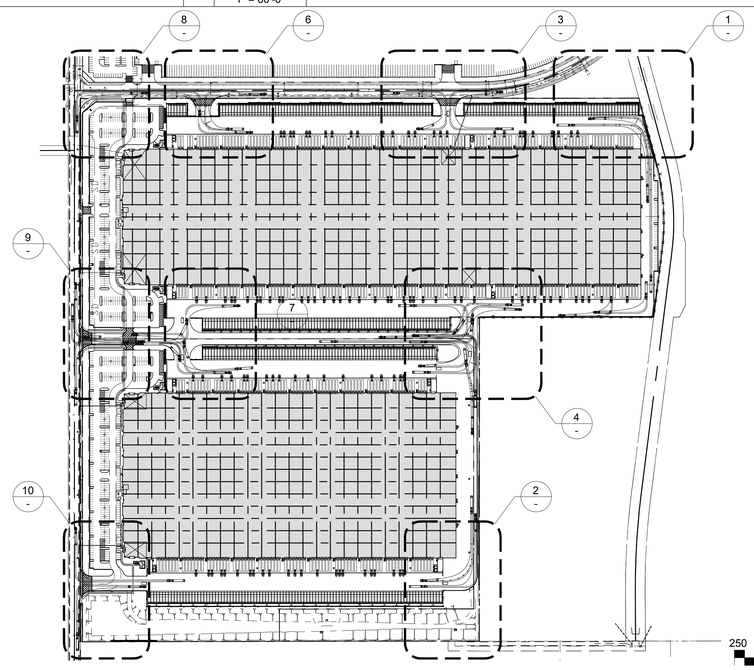

LEGEND:

WB-67
AASHT02011 (US)

250 0 250 500
SCALE IN FEET (1" = 100')

KEY PLAN | 5 | SCALE: 1" = 250'-0"

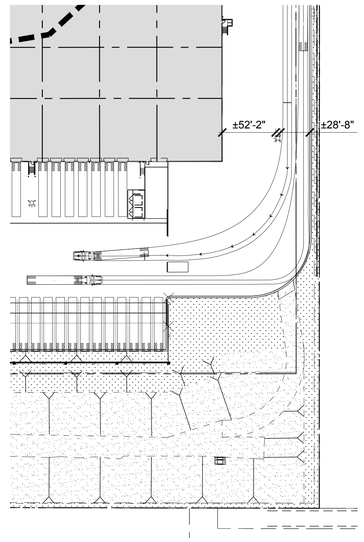

60 0 60 120
SCALE IN FEET (1" = 60')

SOUTH EAST CORNER | 2 | SCALE: 1" = 60'-0"

The Document, Either in Drawing or the Assemblage of Drawings, Is the Property of Commerce Construction Co., L.P. ("Commerce").
The Document, Including Without Limitation the Ideas, Designs, and Arrangements Shown Therein, may not be Reproduced, Distributed, Modified, Disclosed or Used in any Manner for any Purpose Without the Written Consent of Commerce. This Document Is Loaned for the Limited Purpose for which it is Furnished as a Requisition for the Offered Leased Document, and is Subject to Recall at Commerce's Discretion. Any Person or Organization Having Use of a Copy Upon Which Is Printed or Otherwise Reproduced a Copy of an Architect's Seal Is Representing Himself or Herself as an Architect and Is Responsible for Any Alleged Or Actual Damages Resulting Therefrom. Any Alteration or Modification of Digital Data from the Original Document Shall Be Prima Facie Evidence That Such Modification Is an Unofficial Draft Or Forgery.

BY	DATE	REVISIONS

BY	DATE	REVISIONS
SDG	6-10-2019	3rd PLANNING SUBMITTAL
SDG	9-12-2019	4th PLANNING SUBMITTAL

COMMERCE CONSTRUCTION CO., L.P.
13191 Crossroads Parkway North
Sixth Floor
City of Industry, California 91746-3497
Telephone: (562) 699-0453
License No. 723302

TRUCK TURNING RADIUS ENLARGED PLANS

BUILDINGS NO. 1 & 2
MAJESTIC CHINO HERITAGE
CHINO, CA.

Drawing Plot Bar
0" 1"
Use this plot bar to confirm drawing has not been reduced or enlarged from original. If this plot bar is not exactly 1 inch long the physical size of drawing has changed.

DRAWN BY	DATE
SDG	11-27-2018

CCC JOB NO.
6720

SHEET NO.
A1.4

M:\Sketches\6720-Mountain & Bickmore\6720-ex-28.1 - 5th Planning Submittal-Front Parking-A8.07.dwg



BUILDING NO. 1 FLOOR PLAN A

SCALE: 1" = 60'-0"

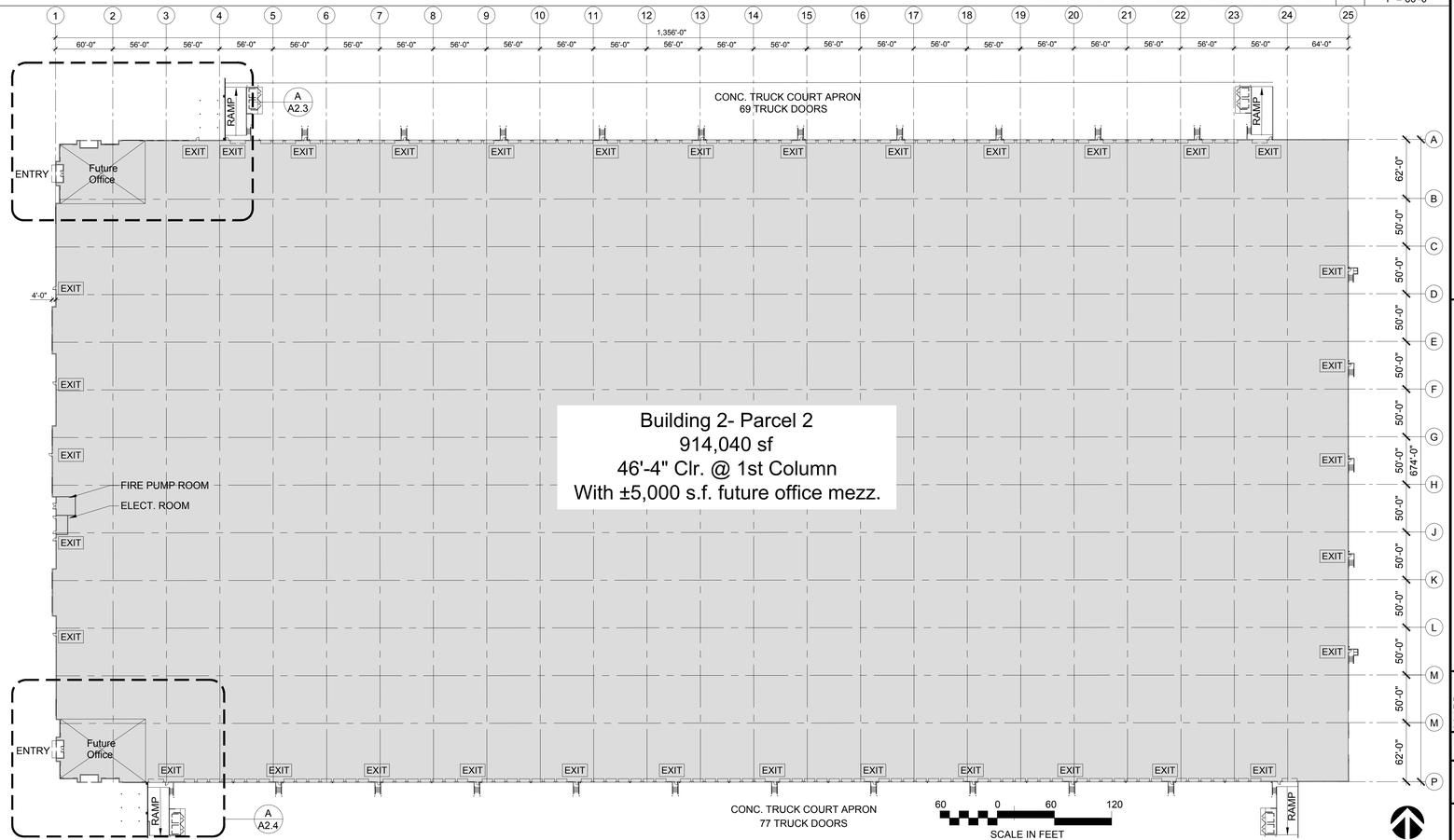

BUILDING NO. 2 FLOOR PLAN B

SCALE: 1" = 60'-0"

The Document, Either in Drawing or the Assemblage of Drawings, Is the Property of Commerce Construction Co., L.P. ("Commerce") Reproduction or publication in any form or format, means, may not be reproduced, distributed, modified, or used for any purpose, in whole or in part, without the written consent of Commerce. This document is loaned for the limited purpose of considering, bidding or performing work on the project for which it was prepared and is to be returned upon request. Any person or organization making use of it, doing so in accordance with the terms and conditions of such loan, and as a requisite for the official issued document, and in consideration for the use of any portion of the document, agrees to be bound by these terms and conditions. Electronic versions of digital data from the document are provided for convenience only and are not considered as an official copy of the document.

DATE	BY	REVISIONS

DATE	BY	REVISIONS
3-14-2019	SDG	2ND PLANNING SUBMITTAL
6-10-2019	SDG	3rd PLANNING SUBMITTAL
9-12-2019	SDG	4th PLANNING SUBMITTAL

COMMERCE CONSTRUCTION CO., L.P.
13191 Crossroads Parkway North
Sixth Floor
City of Industry, California 91746-3497
Telephone: (562) 699-0453
License No. 723302

OVERALL FLOOR PLANS

BUILDINGS NO. 1 & 2

MAJESTIC CHINO HERITAGE

CHINO, CA.

Drawing Plot Bar
0" 1"
Use this plot bar to confirm drawing has not been reduced or enlarged from original. If this plot bar is not exactly 1 inch long the physical size of drawing has changed.

DRAWN BY DATE
SDG 11-27-2018

CCC JOB NO.
6720

SHEET NO.
A2.0

M:\Sketches\6720 Mountain & Bickmore\6720-ex-2b.1 - 5th Planning Submittal-Front Parking-A9.07.dwg

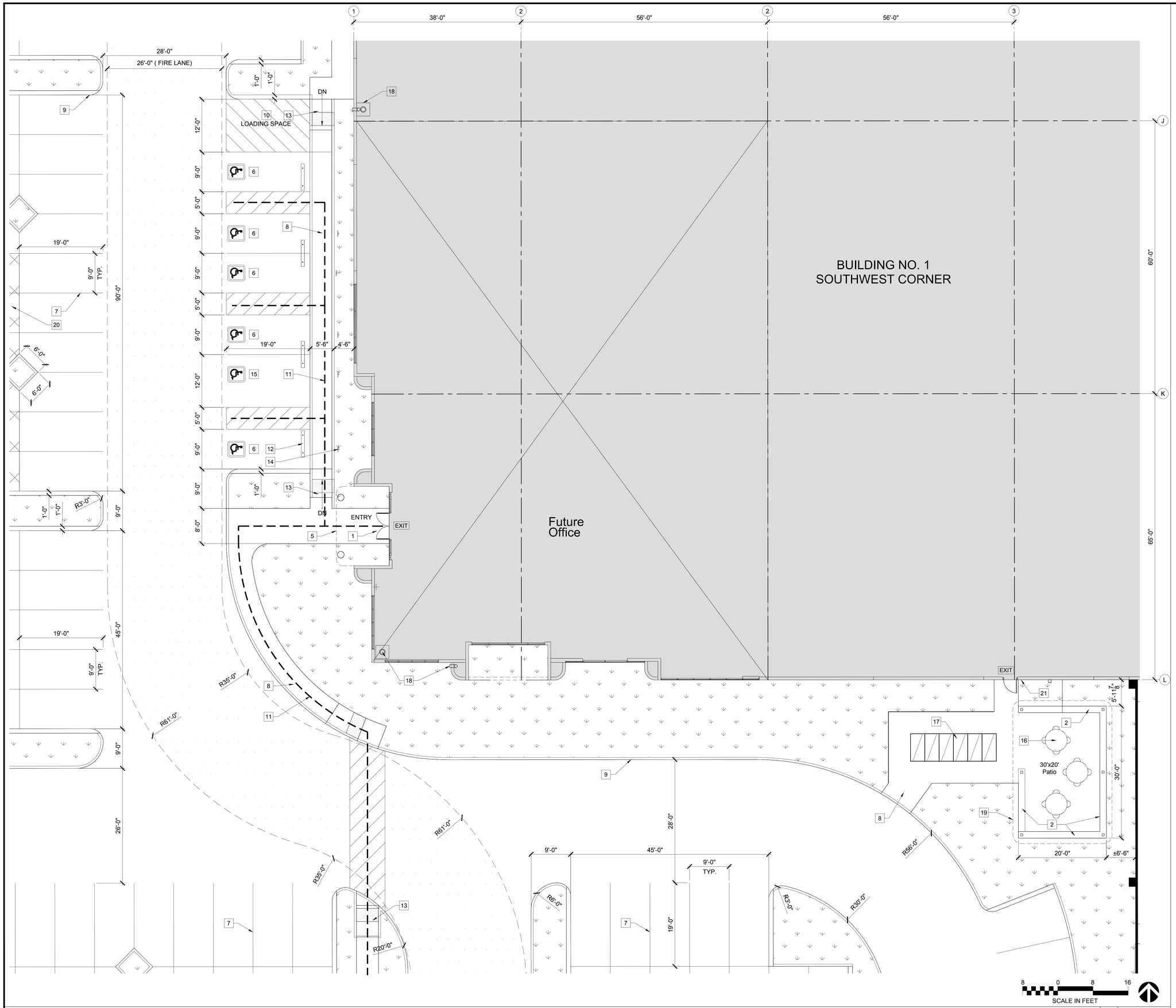

ENTRY KEYNOTES:

1. PAIR 3'-0" W x 8'-0" H ALUM. STOREFRONT DOOR
2. 18" TALL x 18" DEEP CONCRETE BENCH
3. SOLAR COOL GREY GLASS AND CLEAR ANODIZED ALUMINUM FRAMING SYSTEM
4. SOLAR COOL GREY GLASS WITH BUTT GLAZING FRAMING SYSTEM
5. METAL CLAD ENTRANCE CANOPY, SEE EXTERIOR ELEVATION
6. 90 DEGREE HANDICAP STALL TYP.
7. PAINTED PARKING STALL STRIPPING ON PAVEMENT PER CITY STANDARD
8. CONCRETE WALK WITH MEDIUM BROOM FINISH (TYP. U.N.O.)
9. CONCRETE CURB
10. PAINTED LOADING AREA
11. PATH OF TRAVEL ACCESSIBILITY (5'-0" MIN.)
12. CONCRETE WHEEL STOP TYP.,
13. CURB RAMP 1:12 SLOPE (MAX. TYP.)
14. POSTED HANDICAP SIGN
15. 'VAN ACCESSIBLE' PARKING STALL
16. MTL. TABLES, PART OF T.I. PERMIT
17. MTL. DOUBLD BIKE LOCKERS
18. ROOF DRAIN ABOVE
19. METAL CANOPY ABOVE
20. DESIGNATED CLEAN AIR VEHICLE PARKING STALLS
21. HOSE BIB

BUILDING NO. 1 - SOUTHWEST CORNER OFFICE FLOOR PLAN | A | SCALE: 1/8" = 1'-0"

This Document, Either in Drawing or the Assemblage of Drawings, is the Property of Commerce Construction Co., L.P. ("Commerce").
The Reproduction, Alteration or Use of this document herein, may not be reproduced, distributed, modified, or used without the written consent of Commerce. This document is loaned for the limited purpose of considering, bidding or performing work, and is to be returned at the request of Commerce, and is not to be used for any purpose or purposes not agreed to in writing by the Commerce. Any purpose or purposes not agreed to in writing by the Commerce shall be at the sole risk of the borrower and shall be held harmless by the borrower for any such reuse. Reproduction of the drawing or any part thereof, including any electronic files, or any part thereof, is prohibited. Electronic files are instruments of service and are not to be considered as an accurate copy of the drawing.

REVISIONS	BY	DATE

REVISIONS	BY	DATE

REVISIONS	BY	DATE
2ND PLANNING SUBMITTAL	SDG	3-14-2019
3rd PLANNING SUBMITTAL	SDG	6-10-2019
4th PLANNING SUBMITTAL	SDG	9-12-2019

COMMERCE CONSTRUCTION CO., L.P.
13191 Crossroads Parkway North
Sixth Floor
City of Industry, California 917746-3497
Telephone: (562) 699-0453
License No. 723302

SOUTHWEST ENLARGED FLOOR PLAN

BUILDING NO. 1
MAJESTIC CHINO HERITAGE

CHINO, CA.

Drawing Plot Bar
0" 1"
Use this plot bar to confirm drawing has not been reduced or enlarged from original. If this plot bar is not exactly 1 inch long the physical size of drawing has changed.

DRAWN BY	DATE
SDG	11-27-2018

CCC JOB NO.
6720

SHEET NO.
A2.1

M:\Sketches\6720 Mountain & Bickmore\6720-ex-2b.1 - 5th Planning Submittal-Front Parking-A4.07.dwg

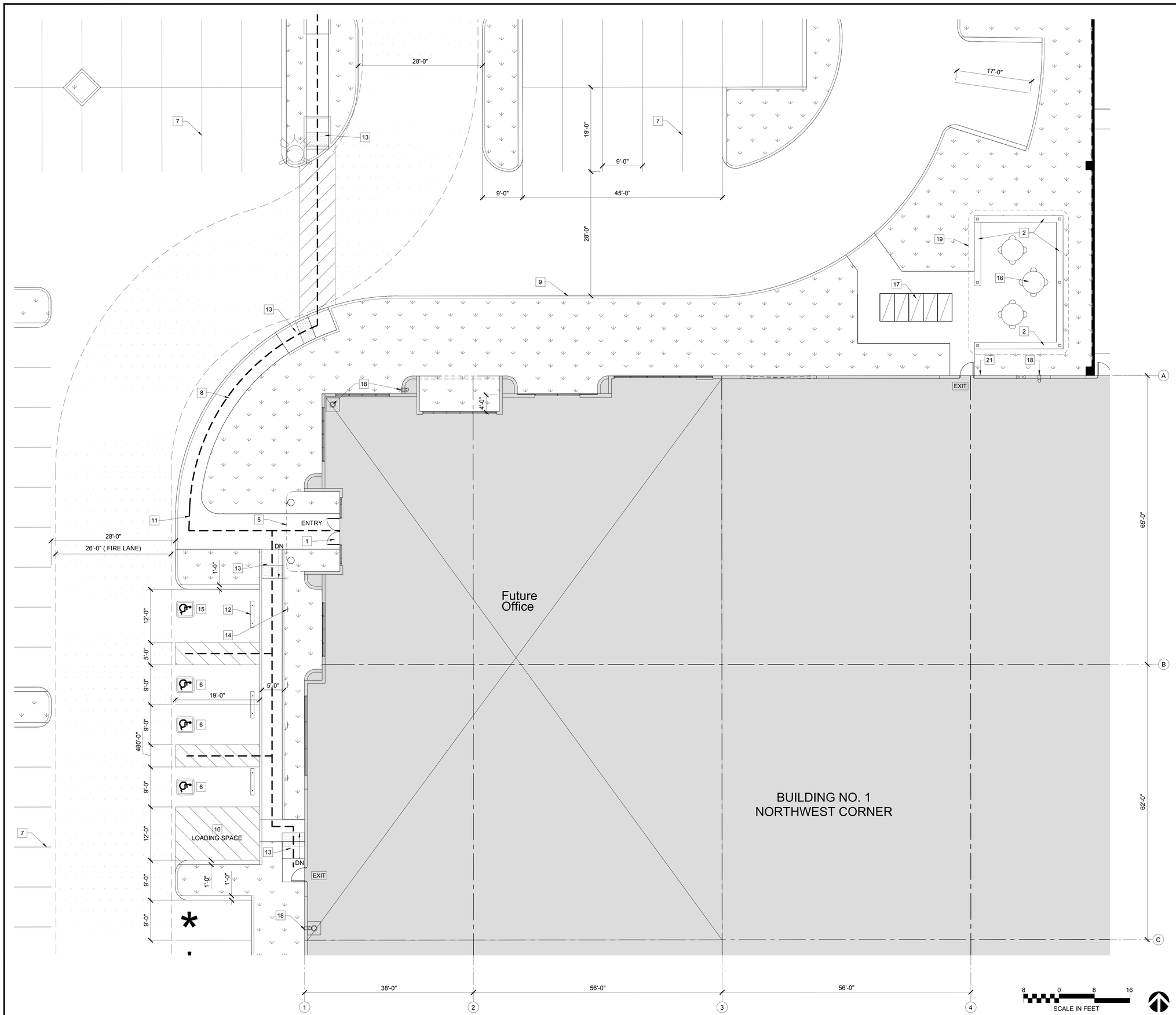

ENTRY KEYNOTES:

1. PAIR 3'-0" W x 8'-0" H ALUM. STOREFRONT DOOR
2. 18" TALL x 18" DEEP CONCRETE BENCH
3. SOLAR COOL GREY GLASS AND CLEAR ANODIZED ALUMINUM FRAMING SYSTEM
4. SOLAR COOL GREY GLASS WITH BUTT GLAZING FRAMING SYSTEM
5. METAL CLAD ENTRANCE CANOPY, SEE EXTERIOR ELEVATION
6. 90 DEGREE HANDICAP STALL TYP.
7. PAINTED PARKING STALL STRIPPING ON PAVEMENT PER CITY STANDARD
8. CONCRETE WALK WITH MEDIUM BROOM FINISH (TYP. U.N.O.)
9. CONCRETE CURB
10. PAINTED LOADING AREA
11. PATH OF TRAVEL ACCESSIBILITY (5'-0" MIN.)
12. CONCRETE WHEEL STOP TYP.,
13. CURB RAMP 1:12 SLOPE (MAX. TYP.)
14. POSTED HANDICAP SIGN
15. 'VAN ACCESSIBLE' PARKING STALL
16. MTL. TABLES, PART OF T.I. PERMIT
17. MTL. DOUBLD BIKE LOCKERS
18. ROOF DRAIN ABOVE
19. METAL CANOPY ABOVE
20. DESIGNATED CLEAN AIR VEHICLE PARKING STALLS
21. HOSE BIB

BUILDING NO. 1 - NORTHWEST CORNER OFFICE FLOOR PLAN | A | SCALE: 1/8" = 1'-0"

This Document, Either in Drawing or the Assemblage of Drawings, is the Property of Commerce Construction Co., L.P. ("Commerce") and is to be returned to Commerce upon request. It may not be reproduced, distributed, modified, or used for any purpose other than that for which it is loaned without the written consent of Commerce. This document is loaned only for the official leasing process and/or as a requirement for the official leasing process, and is not to be used for any other purpose. Any person or organization making use of or relying upon this document, or any part thereof, or any copy thereof, or any data contained in reproducible versions of digital data from the Commerce Computer Aided Design and Drafting (CADD) system, shall be deemed to have agreed to these terms and conditions and to have accepted the document as an accurate and complete copy.

REVISIONS	DATE	BY

REVISIONS	DATE	BY
2ND PLANNING SUBMITTAL	3-14-2019	SDG
3rd PLANNING SUBMITTAL	6-10-2019	SDG
4th PLANNING SUBMITTAL	9/12/2019	SDG

COMMERCE CONSTRUCTION CO., L.P.
13191 Crossroads Parkway North
Sixth Floor
City of Industry, California 91746-3497
Telephone: (562) 699-0453
License No. 723302

NORTHWEST ENLARGED FLOOR PLAN

BUILDING NO. 1
MAJESTIC CHINO HERITAGE

CHINO, CA.

Drawing Plot Bar
0" 1"
Use this plot bar to confirm drawing has not been reduced or enlarged from original. If this plot bar is not exactly 1 inch long the physical size of drawing has changed.

DRAWN BY	DATE
SDG	11-27-2018

CCC JOB NO. 6720

SHEET NO. A2.2

M:\Sketchet\6720 Mountain & Bickmore\6720-ex-28.1 - 5th Planning Submittal-Front Parking-Alt 07.dwg

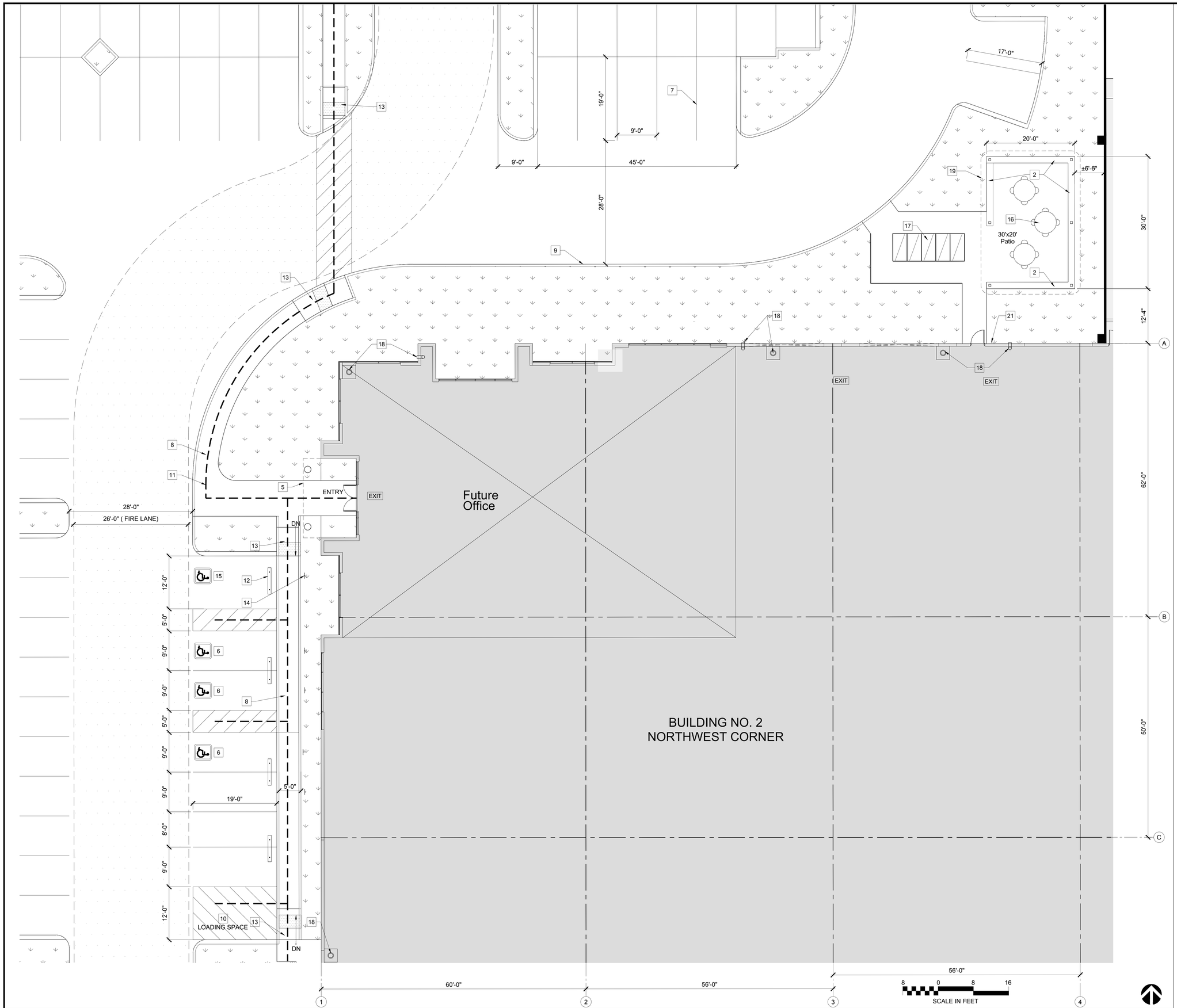

ENTRY KEYNOTES:

1. PAIR 3'-0" W x 8'-0" H ALUM. STOREFRONT DOOR
2. 18" TALL x 18" DEEP CONCRETE BENCH
3. SOLAR COOL GREY GLASS AND CLEAR ANODIZED ALUMINUM FRAMING SYSTEM
4. SOLAR COOL GREY GLASS WITH BUTT GLAZING FRAMING SYSTEM
5. METAL CLAD ENTRANCE CANOPY, SEE EXTERIOR ELEVATION
6. 90 DEGREE HANDICAP STALL TYP.
7. PAINTED PARKING STALL STRIPPING ON PAVEMENT PER CITY STANDARD
8. CONCRETE WALK WITH MEDIUM BROOM FINISH (TYP. U.N.O.)
9. CONCRETE CURB
10. PAINTED LOADING AREA
11. PATH OF TRAVEL ACCESSIBILITY (5'-0" MIN.)
12. CONCRETE WHEEL STOP TYP.,
13. CURB RAMP 1:12 SLOPE (MAX. TYP.)
14. POSTED HANDICAP SIGN
15. 'VAN ACCESSIBLE' PARKING STALL
16. MTL. TABLES, PART OF T.I. PERMIT
17. MTL. DOUBLD BIKE LOCKERS
18. ROOF DRAIN ABOVE
19. METAL CANOPY ABOVE
20. DESIGNATED CLEAN AIR VEHICLE PARKING STALLS
21. HOSE BIB

BUILDING NO. 2 - NORTHWEST CORNER OFFICE FLOOR PLAN | A | SCALE: 1/8" = 1'-0"

This Document, Either in Drawing or the Assemblage of Drawings, Is the Property of Commerce Construction Co., L.P. ("Commerce") Commerce retains all common law, statutory and other reserved rights, including the copyright thereto. may not be reproduced, distributed, modified, or disclosed to others without prior written consent. Any use without the written consent of Commerce. This document is the property of Commerce and is not to be used for any purpose or on any project other than the project for which it was prepared and/or for which it was intended. Any reproduction of this document or any part thereof for any purpose or on any project other than the project for which it was prepared and/or for which it was intended is prohibited. Any reproduction of electronic files from the digital data files delivered to the recipient shall be deemed to be the same as a hard copy of the document. Commerce assumes no responsibility for the accuracy of reproduced documents or electronic files.

BY	DATE	REVISIONS

BY	DATE	REVISIONS
SDG	3-14-2019	2ND PLANNING SUBMITTAL
SDG	6-10-2019	3rd PLANNING SUBMITTAL
SDG	9-12-2019	4th PLANNING SUBMITTAL

COMMERCE CONSTRUCTION CO., L.P.
13191 Crossroads Parkway North
Sixth Floor
City of Industry, California 917746-3497
Telephone: (562) 699-0453
License No. 723302

NORTHWEST ENLARGED FLOOR PLAN

BUILDING NO. 2
MAJESTIC CHINO HERITAGE
CHINO, CA.

Drawing Plot Bar
0" 1"
Use this plot bar to confirm drawing has not been reduced or enlarged from original. If this plot bar is not exactly 1 inch long the physical size of drawing has changed.

DRAWN BY	DATE
SDG	11-27-2018

CCC JOB NO. 6720

SHEET NO. A2.3

M:\Sketches\6720 Mountain & Bickmore\6720-sv-2b 1 - 5th Planning Submittal-Front Parking-A4.07.dwg

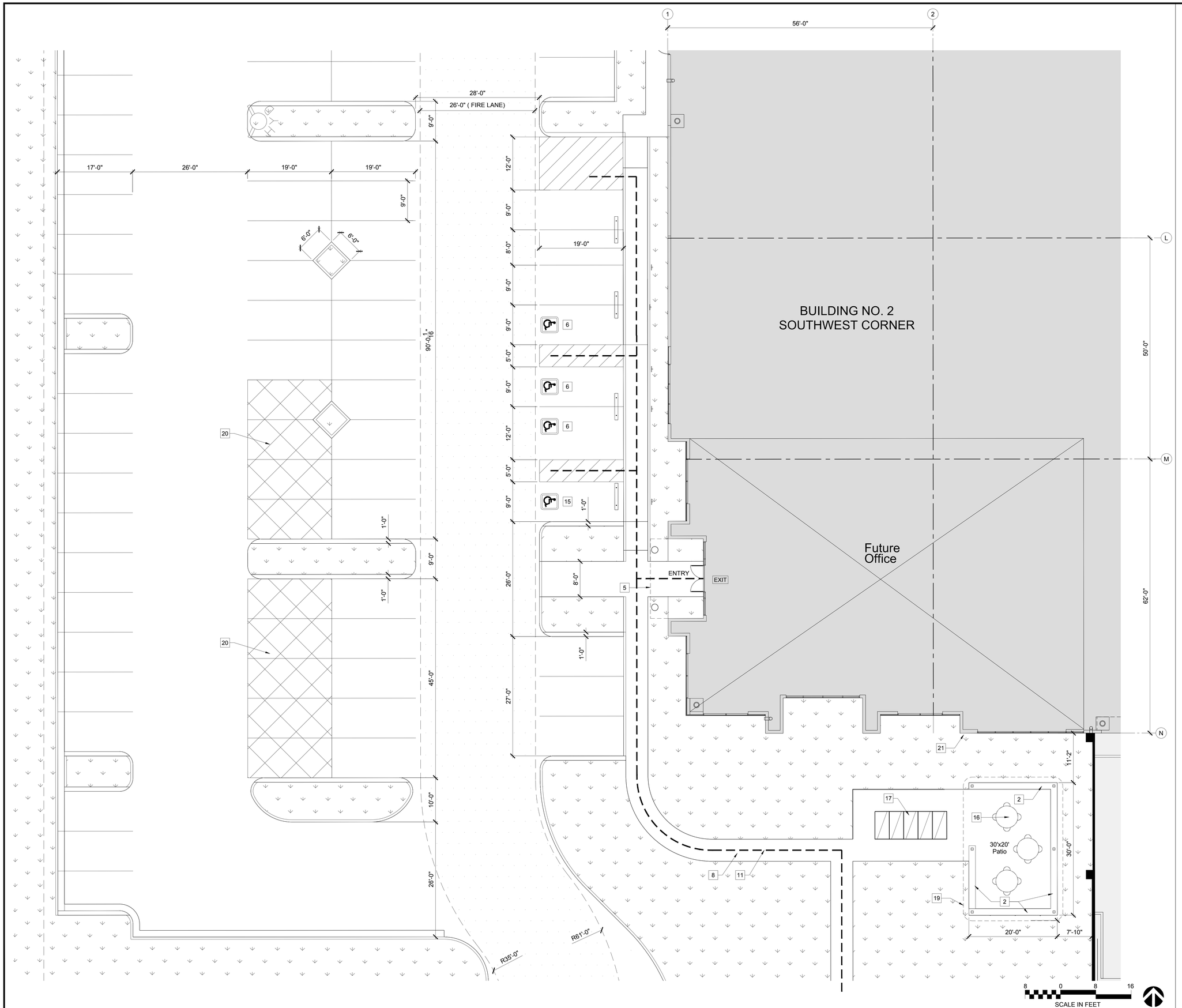

ENTRY KEYNOTES:

1. PAIR 3'-0" W x 8'-0" H ALUM. STOREFRONT DOOR
2. 18" TALL x 18" DEEP CONCRETE BENCH
3. SOLAR COOL GREY GLASS AND CLEAR ANODIZED ALUMINUM FRAMING SYSTEM
4. SOLAR COOL GREY GLASS WITH BUTT GLAZING FRAMING SYSTEM
5. METAL CLAD ENTRANCE CANOPY, SEE EXTERIOR ELEVATION
6. 90 DEGREE HANDICAP STALL TYP.
7. PAINTED PARKING STALL STRIPPING ON PAVEMENT PER CITY STANDARD
8. CONCRETE WALK WITH MEDIUM BROOM FINISH (TYP. U.N.O.)
9. CONCRETE CURB
10. PAINTED LOADING AREA
11. PATH OF TRAVEL ACCESSIBILITY (5'-0" MIN.)
12. CONCRETE WHEEL STOP TYP.,
13. CURB RAMP 1:12 SLOPE (MAX. TYP.)
14. POSTED HANDICAP SIGN
15. 'VAN ACCESSIBLE' PARKING STALL
16. MTL. TABLES, PART OF T.I. PERMIT
17. MTL. DOUBLD BIKE LOCKERS
18. ROOF DRAIN ABOVE
19. METAL CANOPY ABOVE
20. DESIGNATED CLEAN AIR VEHICLE PARKING STALLS
21. HOSE BIB

BUILDING NO. 2 - SOUTHWEST CORNER OFFICE FLOOR PLAN | A | SCALE: 1/8" = 1'-0"

This Document, Either in Drawing or the Assembled or Electronic Form, Is Property of Commerce Construction Co., L.P. ("Commerce") and Is Not to Be Used, Reused, or Disclosed to Others, may not be reproduced, distributed, modified, or disclosed without prior written consent of Commerce. This document is a representation of the intended design only and is not to be used as a substitute for the officially issued document, and is provided "as is" without any warranties of any kind whatsoever. Any person or organization making use of or relying upon this document agrees to indemnify and hold Commerce harmless against all claims, losses, and liabilities arising from its use, alteration or modification, or reproduction or transmission of digital data from the electronic or computer media, or any other use of this document as an substitute for the drawing.

REVISIONS	BY	DATE

REVISIONS	BY	DATE
2ND PLANNING SUBMITTAL	SDG	3-14-2019
3rd PLANNING SUBMITTAL	SDG	6-10-2019
4th PLANNING SUBMITTAL	SDG	9-12-2019

COMMERCE CONSTRUCTION CO., L.P.
13191 Crossroads Parkway North
Sixth Floor
City of Industry, California 917746-3497
Telephone: (562) 699-0453
License No. 723302

SOUTHWEST ENLARGED FLOOR PLAN

BUILDING NO. 2
MAJESTIC CHINO HERITAGE

CHINO, CA.

Drawing Plot Bar
0" 1"
Use this plot bar to confirm drawing has not been reduced or enlarged from original. If this plot bar is not exactly 1 inch long the physical size of drawing has changed.

DRAWN BY	DATE
SDG	11-27-2018

CCC JOB NO.
6720

SHEET NO.
A2.4

M:\Sketches\6720 Mountain & Bickmore\6720-sv-2b.1 - 5th Planning Submittal-Front Parking-A4.07.dwg

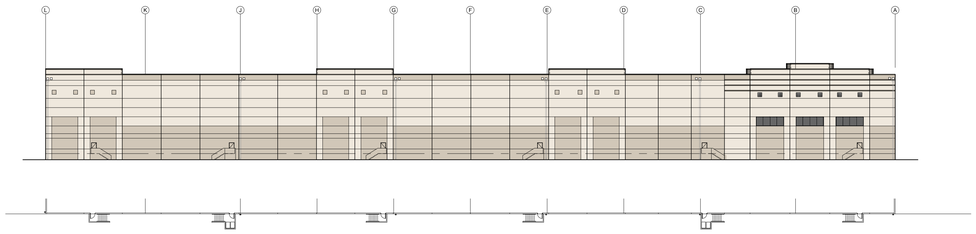

40 0 40 80
SCALE IN FEET

EAST ELEVATION | B | SCALE: 1" = 40'-0"

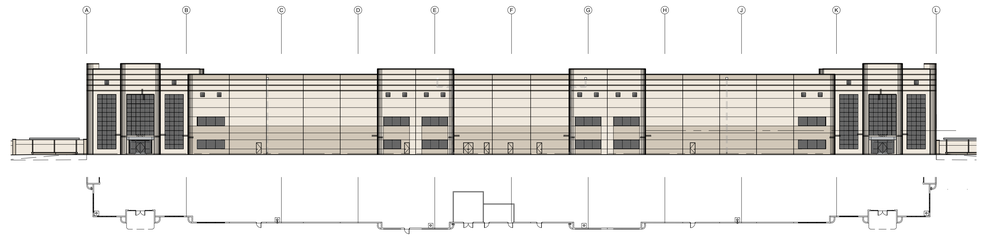

40 0 40 80
SCALE IN FEET

WEST ELEVATION | A | SCALE: 1" = 40'-0"

COLOR LEGEND

- SHERWIN WILLIAMS SW 7005 DOWNY WHITE
- SHERWIN WILLIAMS SW 7036 ACCESSIBLE BEIGE
- SHERWIN WILLIAMS SW 7046 ANONYMOUS
- SOLAR COOL GLAZING W/ CLEAR ANODIZE. ALUMN. FRAME
- PRE-FINISHED OVERHEAD DOORS COLOR: WHITE

Building is Tilt Up Concrete Panels

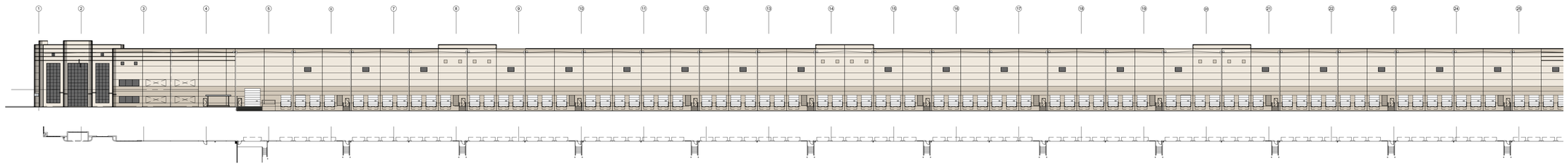

40 0 40 80
SCALE IN FEET

SOUTH ELEVATION | C | SCALE: 1" = 40'-0"

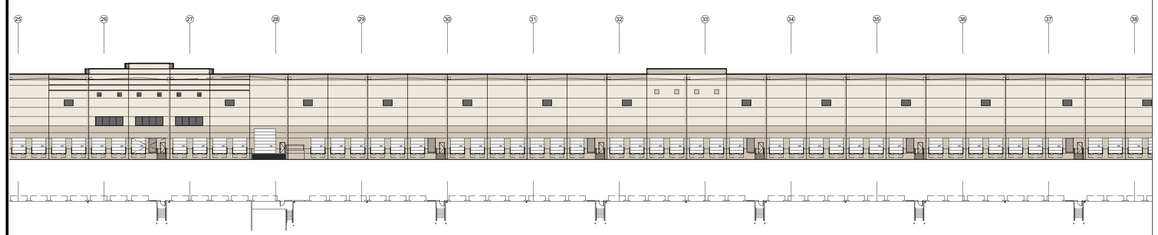

40 0 40 80
SCALE IN FEET

SOUTH ELEVATION | E | SCALE: 1" = 40'-0"

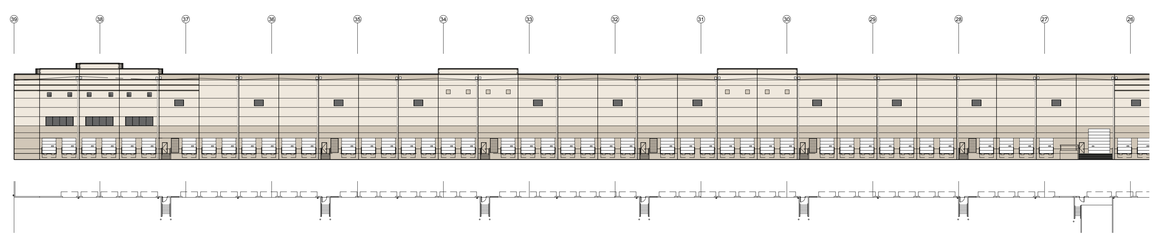

40 0 40 80
SCALE IN FEET

NORTH ELEVATION | D | SCALE: 1" = 40'-0"

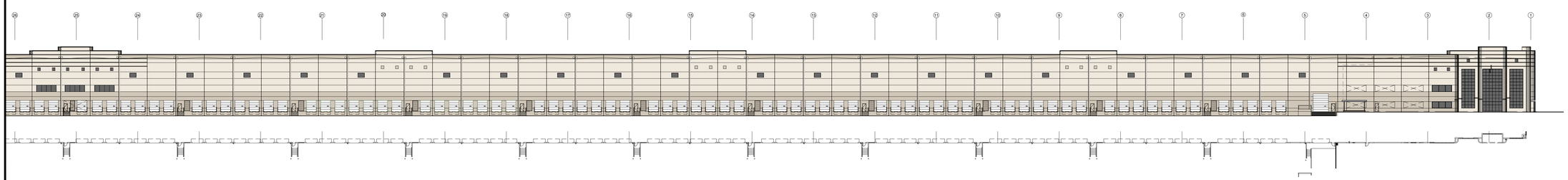

40 0 40 80
SCALE IN FEET

NORTH ELEVATION | F | SCALE: 1" = 40'-0"

The Document, Either in Drawing or the Assemblage of Drawings, Is the Property of Commerce Construction Co., L.P. ("Commerce").
Commerce reserves all rights in the document herein, may not be reproduced, distributed, modified, or used for any purpose in any manner without the written consent of Commerce. This document is not to be used for any purpose other than as a bid or as a replacement for the officially issued document, and is to be returned to Commerce upon request. Any purpose or organization making use of a drawing upon which the seal of Commerce has been affixed, or which is affixed or reproduces versions of digital data from the original document, shall be deemed to have agreed to accept the data as accurate as in accordance of the foregoing.

REVISIONS	BY	DATE

REVISIONS	BY	DATE
2ND PLANNING SUBMITTAL	SDG	3-14-2019
3rd PLANNING SUBMITTAL	SDG	6-10-2019

COMMERCE CONSTRUCTION CO., L.P.
13191 Crossroads Parkway North
Sixth Floor
City of Industry, California 91746-3497
Telephone: (562) 699-0453
License No. 723302

OVERALL BUILDING ELEVATIONS

BUILDING NO. 1
MAJESTIC CHINO HERITAGE
CHINO, CA.

Drawing Plot Bar
0" 1"
Use this plot bar to confirm drawing has not been reduced or enlarged from original. If this plot bar is not exactly 1 inch long the physical size of drawing has changed.

DRAWN BY	DATE
SDG	11-27-2018

CCC JOB NO. 6720

SHEET NO. A3.0

M:\Sketches\6720-ex-28.1 - 5th Planning Submittal-Front Parking-Alt 07.dwg

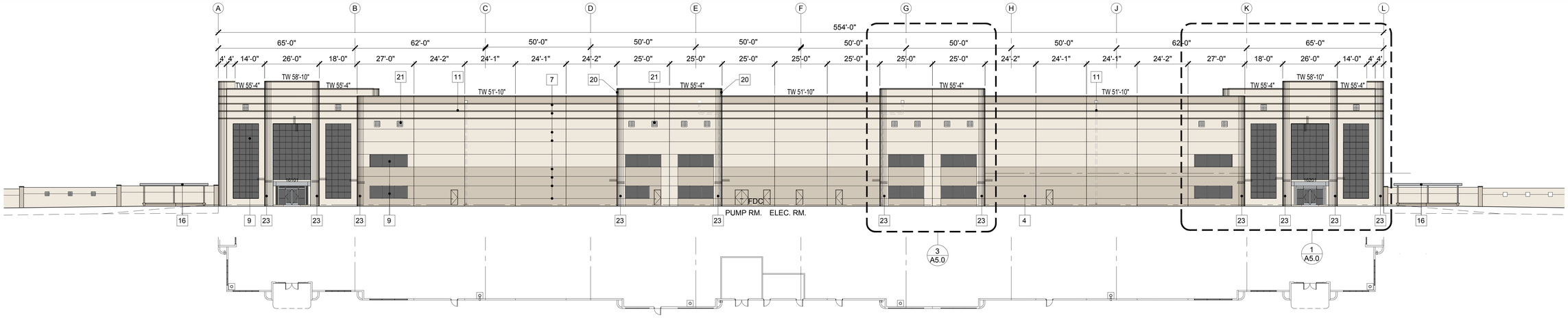

20 0 20 40
SCALE IN FEET

WEST ELEVATION | A | SCALE: 1" = 20'-0"

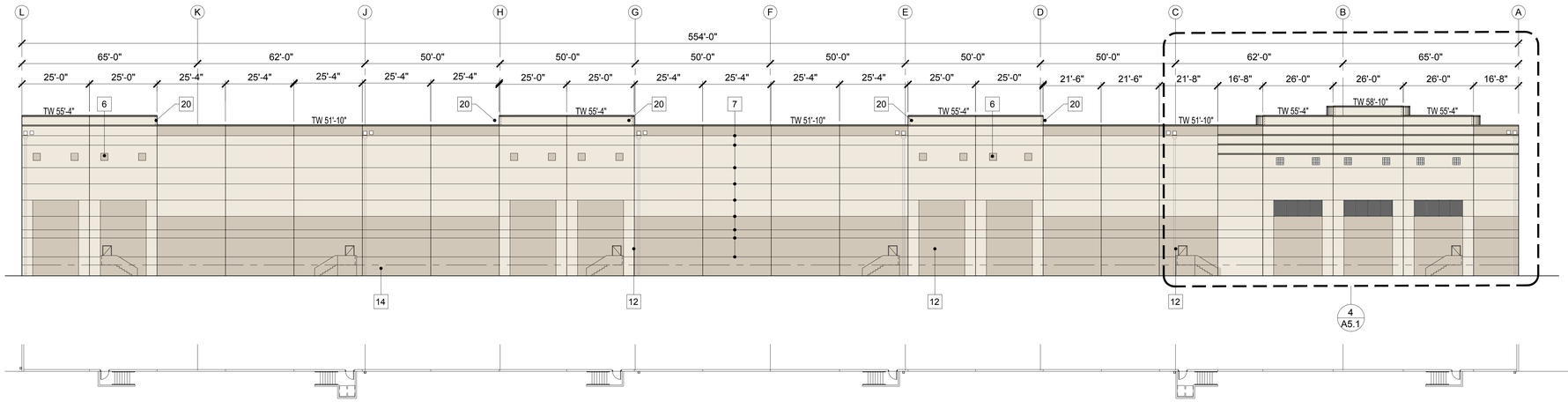

20 0 20 40
SCALE IN FEET

EAST ELEVATION | B | SCALE: 1" = 20'-0"

KEYNOTES

#	
1	PAIR 3'-0" W x 8'-0" H ALUM. STOREFRONT DOOR
2	PRE-FINISHED 14'-0" WIDE x 16'-0" HIGH VERTICAL LIFT TRUCK DOOR
3	PRE-FINISHED 9'-0" WIDE x 10'-0" HIGH VERTICAL LIFT TRUCK DOOR
4	PAINTED 3'-0" W x 7'-0" H HOLLOW METAL DOOR
5	42" MIN. HIGH CONCRETE RAMP WALL
6	2'-8" WIDE x 2'-8" HIGH VGROOVE PAINTED ACCENT
7	3/4" VGROOVE
8	6'-0" WIDE x 4'-0" HIGH SOLAR COOL GRAY CLEARSTORY WINDOW RECESSED 3" FROM FACE OF WALL
9	SOLAR COOL GRAY GLASS AND CLEAR ANODIZED ALUMINUM FRAMING SYSTEM (INCLUDES SPANDREL GLASS PANELS)
10	SOLAR COOL GRAY GLASS WITH BUTT GLAZING FRAMING SYSTEM (INCLUDES SPANDREL GLASS PANELS)
11	INTERIOR ROOF DRAIN AND EXTERIOR OVERFLOW SCUPPER PAINTED TO MATCH ADJ. BUILDING COLOR
12	EXTERIOR DOWNSPOUT AND EXTERIOR OVERFLOW SCUPPER
13	MECH. INTAKE LOUVER PAINTED TO MATCH THE BUILDING
14	EXTERIOR CONC. STAIR WITH GALVANIZED MTL. RAILINGS
15	13'-0" HIGH CONCRETE SCREEN WALL
16	COVERED EMPLOYEE BREAK AREA BEYOND
17	ENTRY CANOPY WITH METAL COMPOSITE PANEL FASCIA "ALUMAWALL 1400 SERIES" - CLASS CLEAR ANODIZED FINISH
18	KNOCK-OUT PANEL FOR FUTURE OPENINGS
19	GRADE LEVEL CONCRETE RAMP
20	4'-0" PANEL RETURN, TYP.
21	8" GLASS BLOCK ACCENT (2'-8" SQUARE)
22	8" GLASS BLOCK SURROUND
23	CURVED METAL STUD RETURN WITH PLASTER FINISH
24	METAL COMPOSITE PANEL PROJECTIONS "ALUMAWALL 1400 SERIES" - CLASS CLEAR ANODIZED FINISH
25	6" x 3/4" REVEAL
26	COVERED CONCRETE TRASH ENCL. WITH METAL GATES
27	20" h x3" d MTL. ADDRESS NUMBERS, FINISH TO MATCH CANOPY

COLOR LEGEND

SHERWIN WILLIAMS
SW 7005
DOWNY WHITE

SHERWIN WILLIAMS
SW 7036
ACCESSIBLE BEIGE

SHERWIN WILLIAMS
SW 7046
ANONYMOUS

SOLAR COOL GLAZING
W/ CLEAR ANODIZE. ALUMN. FRAME

PRE-FINISHED OVERHEAD
DOORS
COLOR: WHITE

Building is Tilt Up Concrete Panels

The Document, Either in Drawing or the Assemblage of Drawings, Is the Property of Commerce Construction Co., L.P. ("Contractor") and Is Not to Be Used, Reproduced, or Transmitted Therefrom, nor Shall Copies Be Made or Given to Others, without the written consent of Contractor. This document is and shall remain the property of Contractor and may be used only in connection with the project described herein. Any purpose or organization wanting use of or reproduction and/or distribution of this document or any part thereof, as a requisitioner for the official issued document, and in lieu of the original document, must first obtain written consent of Contractor. Any purpose or organization wanting use of or reproduction and/or distribution of this document or any part thereof, as a requisitioner for the official issued document, and in lieu of the original document, must first obtain written consent of Contractor. Any purpose or organization wanting use of or reproduction and/or distribution of any digital data from the digital data contained herein must first obtain written consent of Contractor. Contractor is not responsible for any digital data contained herein that is altered or modified.

REVISIONS	DATE	BY

REVISIONS	DATE	BY
2ND PLANNING SUBMITTAL	3-14-2019	SDG
3rd PLANNING SUBMITTAL	6-10-2019	SDG
4th PLANNING SUBMITTAL	9-12-2019	SDG

COMMERCE CONSTRUCTION CO., L.P.
13191 Crossroads Parkway North
Sixth Floor
City of Industry, California 91746-3497
Telephone: (562) 699-0453
License No. 723302

ELEVATIONS
BUILDING NO. 1
MAJESTIC CHINO HERITAGE
CHINO, CA.

Drawing Plot Bar
0" 1"
Use this plot bar to confirm drawing has not been reduced or enlarged from original. If this plot bar is not exactly 1 inch long the physical size of drawing has changed.

DRAWN BY	DATE
SDG	11-27-2018

CCC JOB NO.
6720

SHEET NO.
A3.1

M:\Sketches\6720 Mountain & Bickmore\6720-ex-28 - 5th Planning Submittal-Front Parking-A8 07.dwg

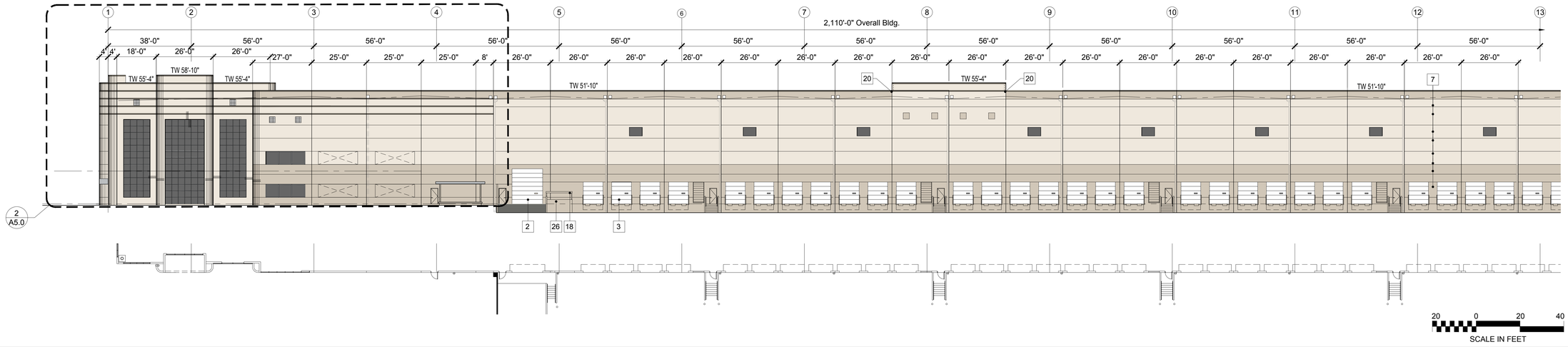

SOUTH ELEVATION A SCALE: 1" = 20'-0"

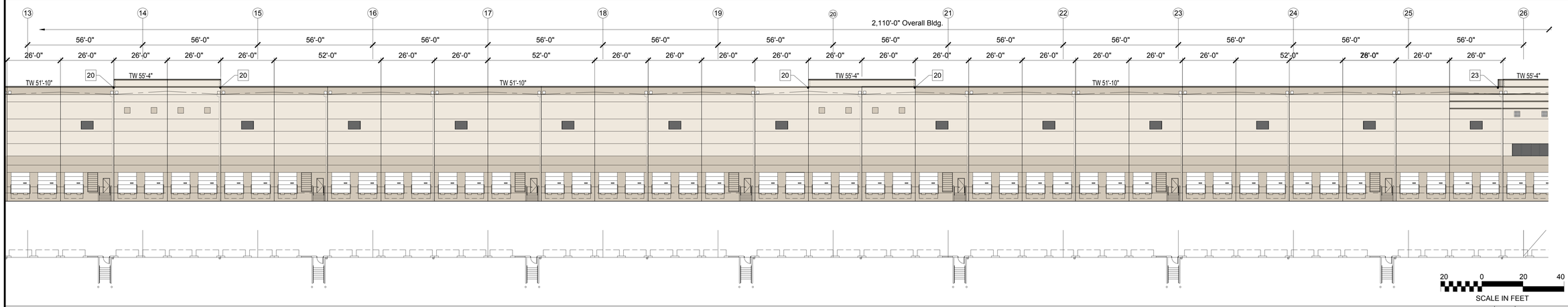

SOUTH ELEVATION B SCALE: 1" = 20'-0"

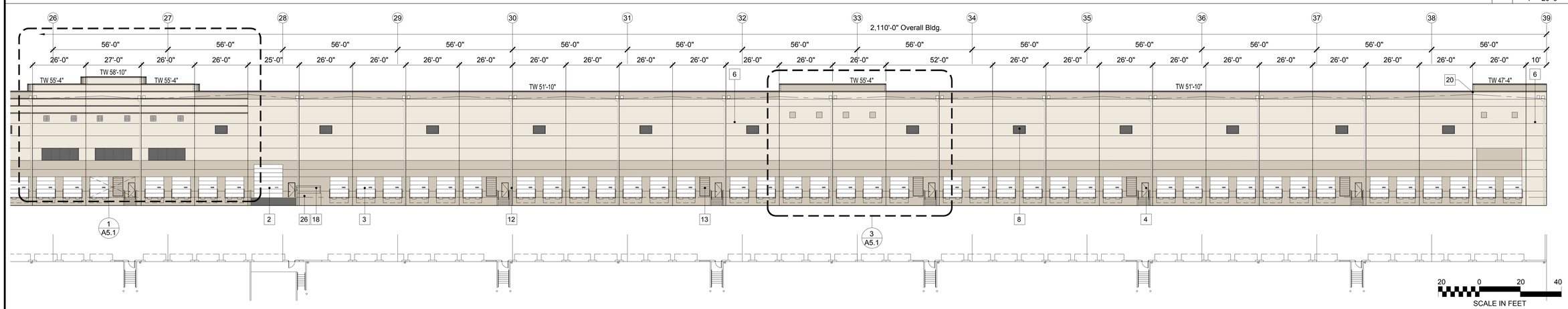

SOUTH ELEVATION C SCALE: 1" = 40'-0"

KEYNOTES

#

21 8" GLASS BLOCK ACCENT (2'-8" SQUARE)
22 8" GLASS BLOCK SURROUND
23 CURVED METAL STUD RETURN WITH PLASTER FINISH
24 METAL COMPOSITE PANEL PROJECTIONS "ALUMAWALL 1400 SERIES" - CLASS CLEAR ANODIZED FINISH
25 6" x 3/4" REVEAL
26 COVERED CONCRETE TRASH ENCL. WITH METAL GATES
27 20" h x3" d MTL. ADDRESS NUMBERS, FINISH TO MATCH CANOPY

11 INTERIOR ROOF DRAIN AND EXTERIOR OVERFLOW SCUPPER PAINTED TO MATCH ADJ. BUILDING COLOR
12 EXTERIOR DOWNSPOUT AND EXTERIOR OVERFLOW SCUPPER
13 MECH. INTAKE LOUVER PAINTED TO MATCH THE BUILDING
14 EXTERIOR CONC. STAIR WITH GALVANIZED MTL. RAILINGS
15 13'-0" HIGH CONCRETE SCREEN WALL
16 COVERED EMPLOYEE BREAK AREA BEYOND
17 ENTRY CANOPY WITH METAL COMPOSITE PANEL FASCIA "ALUMAWALL 1400 SERIES" - CLASS CLEAR ANODIZED FINISH
18 KNOCK-OUT PANEL FOR FUTURE OPENINGS
19 GRADE LEVEL CONCRETE RAMP
20 4'-0" PANEL RETURN, TYP.

1 PAIR 3'-0" W x 8'-0" H ALUM. STOREFRONT DOOR
2 PRE-FINISHED 14'-0" WIDE x 16'-0" HIGH VERTICAL LIFT TRUCK DOOR
3 PRE-FINISHED 9'-0" WIDE x 10'-0" HIGH VERTICAL LIFT TRUCK DOOR
4 PAINTED 3'-0" W x 7'-0" H HOLLOW METAL DOOR
5 42" MIN. HIGH CONCRETE RAMP WALL
6 2'-8" WIDE x 2'-8" HIGH VGROOVE PAINTED ACCENT
7 3/4" VGROOVE
8 6'-0" WIDE x 4'-0" HIGH SOLAR COOL GRAY CLEARSTORY WINDOW RECESSED 3" FROM FACE OF WALL
9 SOLAR COOL GRAY GLASS AND CLEAR ANODIZED ALUMINUM FRAMING SYSTEM (INCLUDES SPANDREL GLASS PANELS)
10 SOLAR COOL GRAY GLASS WITH BUTT GLAZING FRAMING SYSTEM (INCLUDES SPANDREL GLASS PANELS)

COLOR LEGEND

Building is Tilt Up Concrete Panels

SHERWIN WILLIAMS
SW 7005
DOWNY WHITE

SHERWIN WILLIAMS
SW 7036
ACCESSIBLE BEIGE

SHERWIN WILLIAMS
SW 7046
ANONYMOUS

SOLAR COOL GLAZING
W/ CLEAR ANODZ. ALUMN. FRAME

PRE-FINISHED OVERHEAD
DOORS
COLOR: WHITE

This Document, Either in Drawing or the Assemblage of Drawings and Other Instruments of Service is the Property of Commerce Construction Co., L.P. ("Consultant") and is Protected by Federal Copyright Laws. It Shall Remain the Property of Consultant. It Shall Not be Reused, Reproduced, Published or Disclosed to Others Without the Written Consent of Consultant. This Document Is Loaned for Review Purposes and Is Subject to Return on Request. Any Possession or Possession and Use of a Copy Upon Which Is Made Any Claim of Ownership or Entitlement Other Than as a Requisite for the Offered Leased Premises, and Any Possession or Possession and Use of a Copy Upon Which Is Made Any Claim Adverse to Consultant's Ownership or Any Other Claim Adverse to Consultant's Interest, Is Accepted as an Acknowledgment that the Recipient Agrees to Be Bound by the Foregoing.

REVISIONS	BY	DATE
2ND PLANNING SUBMITTAL	SDG	3-14-2019
3rd PLANNING SUBMITTAL	SDG	6-10-2019
4th PLANNING SUBMITTAL	SDG	9-12-2019

COMMERCE CONSTRUCTION CO., L.P.
13191 Crossroads Parkway North
Sixth Floor
City of Industry, California 91746-3497
Telephone: (562) 699-0453
License No. 723302

ELEVATIONS
BUILDING NO. 1
MAJESTIC CHINO HERITAGE
CHINO, CA.

Drawing Plot Bar
0" 1"
Use this plot bar to confirm drawing has not been reduced or enlarged from original. If this plot bar is not exactly 1 inch long the physical size of drawing has changed.

DRAWN BY	DATE
SDG	11-27-2018

CCC JOB NO. 6720

SHEET NO. A3.2

M:\Sketches\6720-ex-28 1 - 5th Planning Submittal-Front Parking-A8 07.dwg

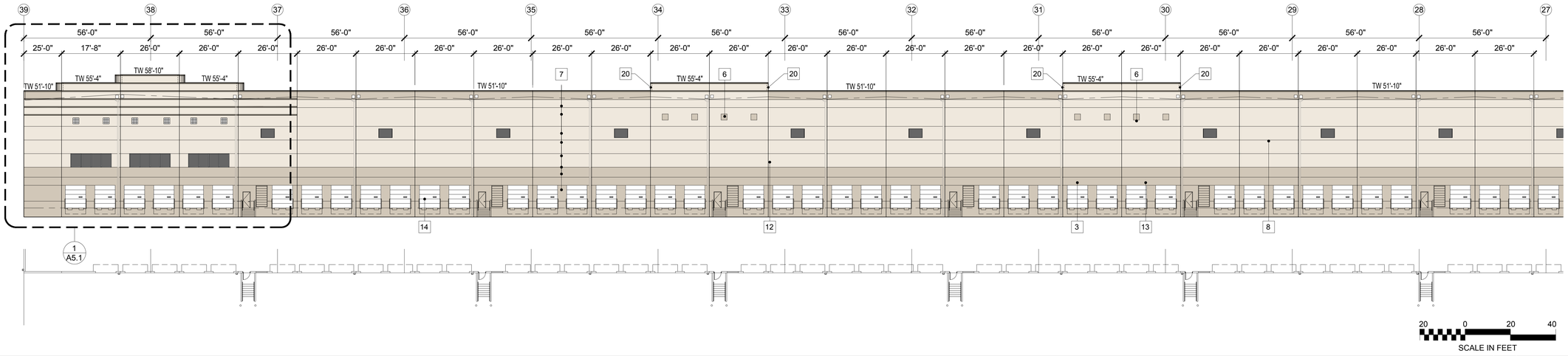

NORTH ELEVATION A SCALE: 1" = 20'-0"

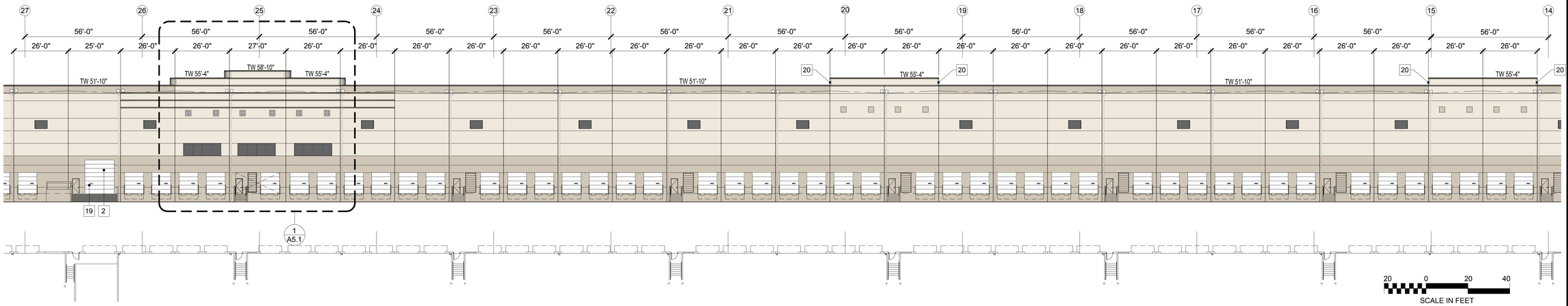

NORTH ELEVATION B SCALE: 1" = 20'-0"

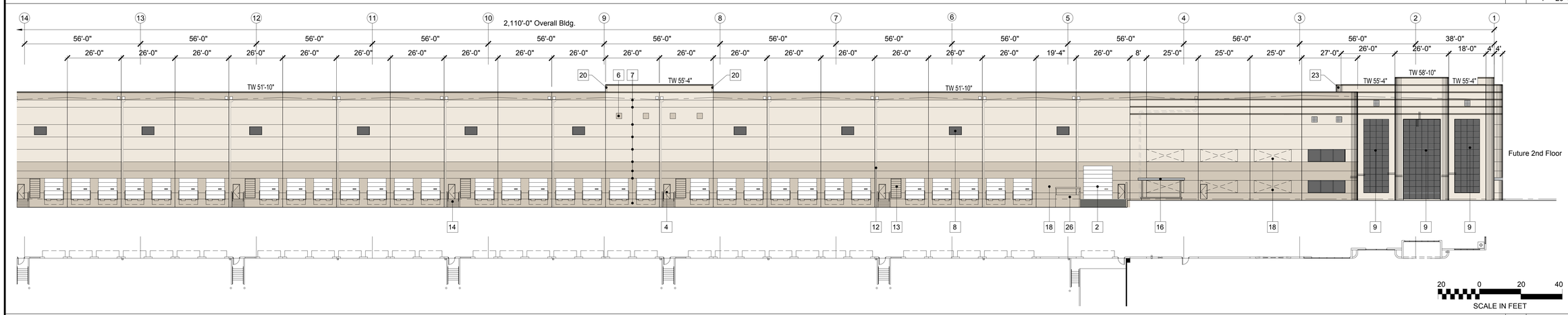

NORTH ELEVATION C SCALE: 1" = 40'-0"

KEYNOTES

#

21 8" GLASS BLOCK ACCENT (2'-8" SQUARE)
22 8" GLASS BLOCK SURROUND
23 CURVED METAL STUD RETURN WITH PLASTER FINISH
24 METAL COMPOSITE PANEL PROJECTIONS "ALUMAWALL 1400 SERIES" - CLASS CLEAR ANODIZED FINISH
25 6" x 3/4" REVEAL
26 COVERED CONCRETE TRASH ENCL. WITH METAL GATES
27 20" h x3" d MTL. ADDRESS NUMBERS, FINISH TO MATCH CANOPY

11 INTERIOR ROOF DRAIN AND EXTERIOR OVERFLOW SCUPPER PAINTED TO MATCH ADJ. BUILDING COLOR
12 EXTERIOR DOWNSPOUT AND EXTERIOR OVERFLOW SCUPPER
13 MECH. INTAKE LOUVER PAINTED TO MATCH THE BUILDING
14 EXTERIOR CONC. STAIR WITH GALVANIZED MTL. RAILINGS
15 13'-0" HIGH CONCRETE SCREEN WALL
16 COVERED EMPLOYEE BREAK AREA BEYOND
17 ENTRY CANOPY WITH METAL COMPOSITE PANEL FASCIA "ALUMAWALL 1400 SERIES" - CLASS CLEAR ANODIZED FINISH
18 KNOCK-OUT PANEL FOR FUTURE OPENINGS
19 GRADE LEVEL CONCRETE RAMP
20 4'-0" PANEL RETURN, TYP.

1 PAIR 3'-0" W x 8'-0" H ALUM. STOREFRONT DOOR
2 PRE-FINISHED 14'-0" WIDE x 16'-0" HIGH VERTICAL LIFT TRUCK DOOR
3 PRE-FINISHED 9'-0" WIDE x 10'-0" HIGH VERTICAL LIFT TRUCK DOOR
4 PAINTED 3'-0" W x 7'-0" H HOLLOW METAL DOOR
5 42" MIN. HIGH CONCRETE RAMP WALL
6 2'-8" WIDE x 2'-8" HIGH VGROOVE PAINTED ACCENT
7 3/4" VGROOVE
8 6'-0" WIDE x 4'-0" HIGH SOLAR COOL GRAY CLEARSTORY WINDOW RECESSED 3" FROM FACE OF WALL
9 SOLAR COOL GRAY GLASS AND CLEAR ANODIZED ALUMINUM FRAMING SYSTEM (INCLUDES SPANDREL GLASS PANELS)
10 SOLAR COOL GRAY GLASS WITH BUTT GLAZING FRAMING SYSTEM (INCLUDES SPANDREL GLASS PANELS)

COLOR LEGEND

Building is Tilt Up Concrete Panels

SHERWIN WILLIAMS
SW 7005
DOWNY WHITE

SHERWIN WILLIAMS
SW 7036
ACCESSIBLE BEIGE

SHERWIN WILLIAMS
SW 7046
ANONYMOUS

SOLAR COOL GLAZING
W/ CLEAR ANODZ. ALUMN. FRAME

PRE-FINISHED OVERHEAD
DOORS
COLOR: WHITE

This Document, Either in Drawing or the Assembled Or Bound Form, Is the Property of Commerce Construction Co., L.P. ("Commerce") Commerce Construction Co., L.P. ("Commerce") hereby reserves its common law copyright and other property rights in these plans, ideas, and designs. These plans, ideas, and designs, in whole or in part, may not be reproduced, distributed, modified, or used for any purpose without the express written consent of Commerce. This document, in whole or in part, may not be reproduced, distributed, modified, or used for any purpose without the express written consent of Commerce. This document is a work of authorship and contains material protected by common law and statutory copyright laws and other property rights. Any purpose or representation, warranty, use of or reliance upon this document by any person or entity other than Commerce, or its agents or employees, or those persons or entities with express written consent of Commerce, or those persons or entities to whom this document is an requirement for the officially issued document, and in accordance with the express written consent of Commerce, is prohibited. Any purpose or representation, warranty, use of or reliance upon this document by any person or entity other than

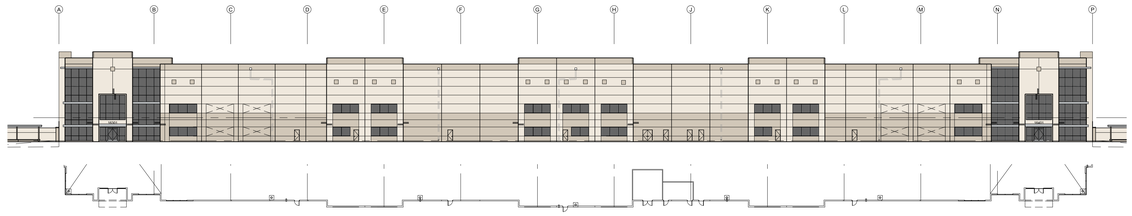

40 0 40 80
SCALE IN FEET

WEST ELEVATION | A | SCALE: 1" = 40'-0"

COLOR LEGEND

- SHERWIN WILLIAMS SW 7005 DOWNY WHITE
- SHERWIN WILLIAMS SW 7066 GRAY MATTERS
- SOLAR COOL GLAZING W/ CLEAR ANODZ. ALUMN. FRAME
- PRE-FINISHED OVERHEAD DOORS COLOR: WHITE

Building is Tilt Up Concrete Panels

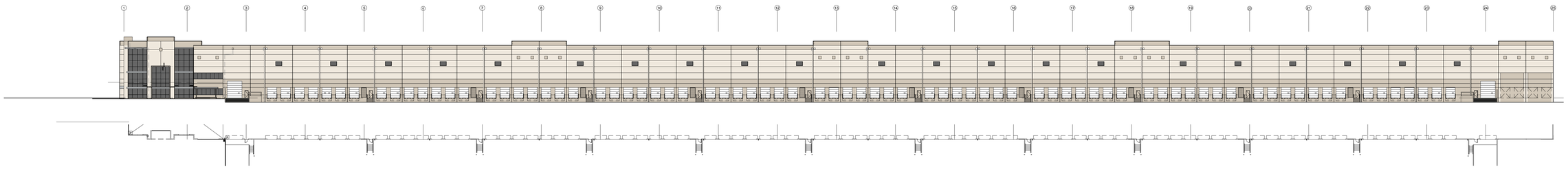

40 0 40 80
SCALE IN FEET

SOUTH ELEVATION | B | SCALE: 1" = 40'-0"

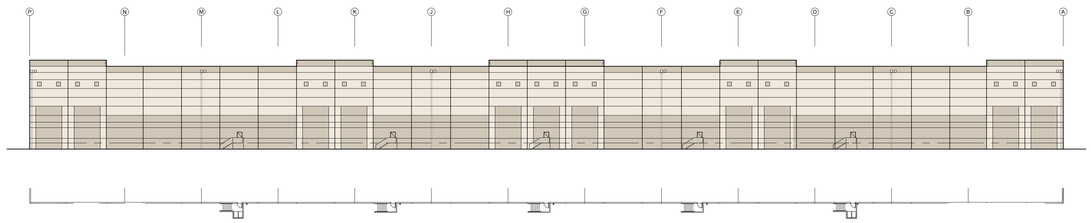

40 0 40 80
SCALE IN FEET

EAST ELEVATION | C | SCALE: 1" = 40'-0"

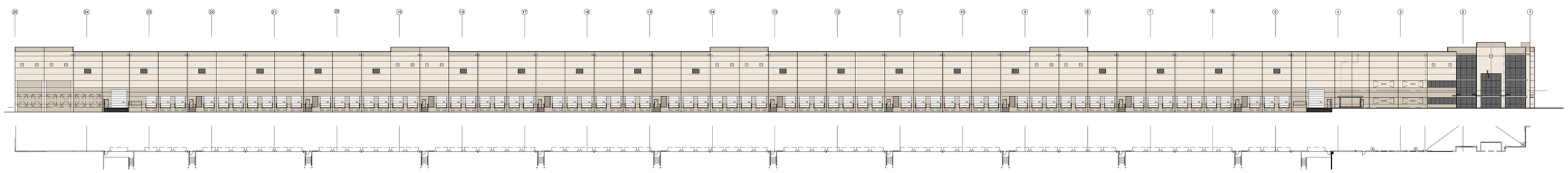

40 0 40 80
SCALE IN FEET

NORTH ELEVATION | D | SCALE: 1" = 40'-0"

This Document, Either in Drawing or the Assembling of Which Is Alleged to Be Original, Is the Property of Commerce Construction Co., L.P. ("Commerce") Commerce Construction Co., L.P. ("Commerce") hereby reserves all rights in this document and in the designs herein, may not be reproduced, distributed, modified, manufactured or otherwise used in any way or for any purpose without the written consent of Commerce. This document is not to be used for any purpose or project other than that for which it is expressly prepared by or for Commerce. Any purpose or project other than that for which it is expressly prepared by or for Commerce is strictly prohibited. Any modifications or additions to, or reproductions or alterations of this document, including but not limited to removing, covering or obscuring any of the following, shall be considered as a modification of this document: the Commerce name or logo, any copyright or other notice, or any other mark or legend added or incorporated by Commerce in or on any part of this document. Electronic or digital data from this document shall not be considered as a complete set of drawings or as an accurate representation of the drawings.

REVISIONS	BY	DATE

REVISIONS	BY	DATE
2ND PLANNING SUBMITTAL	SDG	3-14-2019
3rd PLANNING SUBMITTAL	SDG	6-10-2019
4th PLANNING SUBMITTAL	SDG	9-12-2019

COMMERCE CONSTRUCTION CO., L.P.
13191 Crossroads Parkway North
Sixth Floor
City of Industry, California 91746-3497
Telephone: (562) 699-0453
License No. 723302

OVERALL BUILDING ELEVATIONS

BUILDING NO. 2
MAJESTIC CHINO HERITAGE
CHINO, CA.

Drawing Plot Bar
0" 1"
Use this plot bar to confirm drawing has not been reduced or enlarged from original. If this plot bar is not exactly 1 inch long the physical size of drawing has changed.

DRAWN BY DATE
SDG 11-27-2018

CCC JOB NO.
6720

SHEET NO.
A4.0

M:\Sketches\6720-Mountain & Bickmore\6720-ex-28.1 - 5th Planning Submittal-Front Parking-Alt 07.dwg

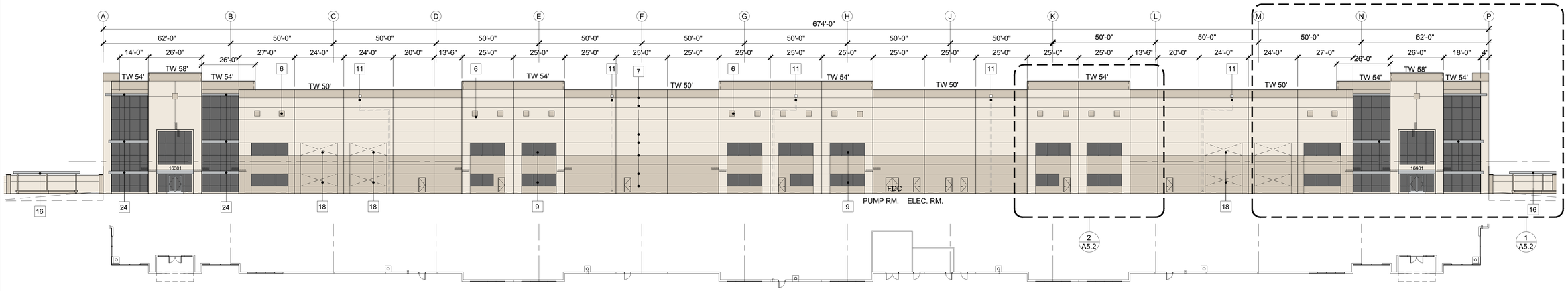

20 0 20 40
SCALE IN FEET

WEST ELEVATION A

SCALE: 1" = 20'-0"

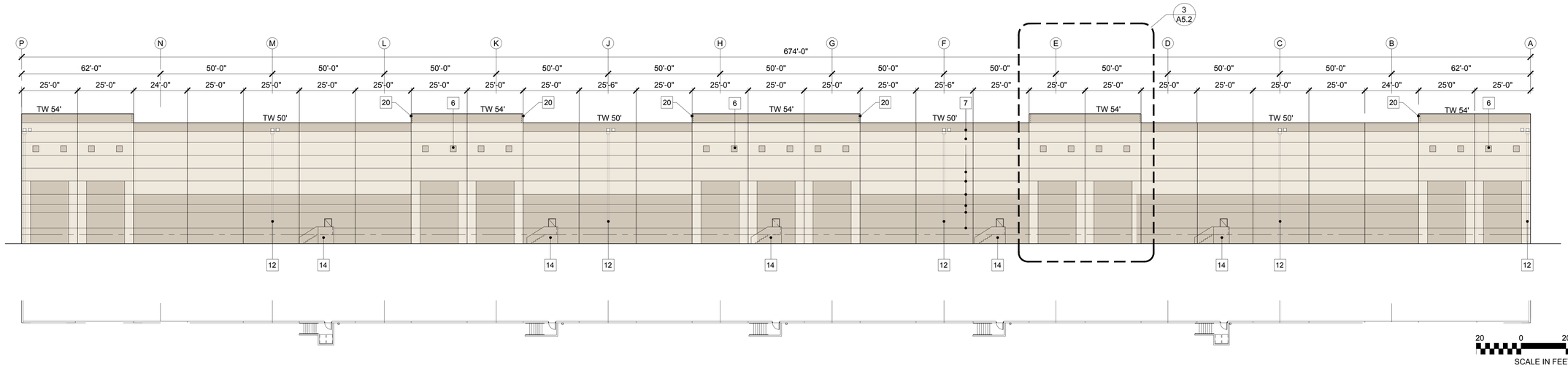

20 0 20 40
SCALE IN FEET

EAST ELEVATION B

SCALE: 1" = 20'-0"

KEYNOTES

#	
1	PAIR 3'-0" W x 8'-0" H ALUM. STOREFRONT DOOR
2	PRE-FINISHED 14'-0" WIDE x 16'-0" HIGH VERTICAL LIFT TRUCK DOOR
3	PRE-FINISHED 9'-0" WIDE x 10'-0" HIGH VERTICAL LIFT TRUCK DOOR
4	PAINTED 3'-0" W x 7'-0" H HOLLOW METAL DOOR
5	42" MIN. HIGH CONCRETE RAMP WALL
6	2'-8" WIDE x 2'-8" HIGH VGROOVE PAINTED ACCENT
7	3/4" VGROOVE
8	6'-0" WIDE x 4'-0" HIGH SOLAR COOL GRAY CLEARSTORY WINDOW RECESSED 3" FROM FACE OF WALL
9	SOLAR COOL GRAY GLASS AND CLEAR ANODIZED ALUMINUM FRAMING SYSTEM (INCLUDES SPANDREL GLASS PANELS)
10	SOLAR COOL GRAY GLASS WITH BUTT GLAZING FRAMING SYSTEM (INCLUDES SPANDREL GLASS PANELS)
11	INTERIOR ROOF DRAIN AND EXTERIOR OVERFLOW SCUPPER PAINTED TO MATCH ADJ. BUILDING COLOR
12	EXTERIOR DOWNSPOUT AND EXTERIOR OVERFLOW SCUPPER
13	MECH. INTAKE LOUVER PAINTED TO MATCH THE BUILDING
14	EXTERIOR CONC. STAIR WITH GALVANIZED MTL. RAILINGS
15	13'-0" HIGH CONCRETE SCREEN WALL
16	COVERED EMPLOYEE BREAK AREA BEYOND
17	ENTRY CANOPY WITH METAL COMPOSITE PANEL FASCIA "ALUMAWALL 1400 SERIES" - CLASS CLEAR ANODIZED FINISH
18	KNOCK-OUT PANEL FOR FUTURE OPENINGS
19	GRADE LEVEL CONCRETE RAMP
20	4'-0" PANEL RETURN, TYP.
21	NOT USED
22	NOT USED
23	NOT USED
24	METAL COMPOSITE PANEL PROJECTIONS "ALUMAWALL 1400 SERIES" - CLASS CLEAR ANODIZED FINISH
25	NOT USED
26	CONCRETE TRASH ENCL. WITH METAL GATES
27	20" h x3" d MTL. ADDRESS NUMBERS, FINISH TO MATCH CANOPY

COLOR LEGEND

SHERWIN WILLIAMS
SW 7005
DOWNY WHITE

SHERWIN WILLIAMS
SW 7036
ACCESSIBLE BEIGE

SOLAR COOL GLAZING
W/ CLEAR ANODZ. ALUMN. FRAME

PRE-FINISHED OVERHEAD DOORS
COLOR: WHITE

Building is Tilt Up Concrete Panels

This Document, Either in Drawing or the Assembly of Specifications, Is Property of Commerce Construction Co., L.P. ("Commerce").
Commerce retains all ownership and intellectual property rights, may not be reproduced, distributed, modified, or used for any purpose in any medium, in whole or in part, without the written consent of Commerce. This document is provided to the recipient for review and comment, and as a requirement for the official issued document, and is not to be used for any other purpose or project. Any person or organization making use of or relying upon this document agrees to indemnify and hold Commerce harmless against all claims, losses, and liabilities arising from its use, modification, or distribution in an electronic or other format.

DATE	BY	REVISIONS

DATE	BY	REVISIONS
3-14-2019	SDG	2ND PLANNING SUBMITTAL
6-10-2019	SDG	3rd PLANNING SUBMITTAL
9-12-2019	SDG	4th PLANNING SUBMITTAL

COMMERCE CONSTRUCTION CO., L.P.
13191 Crossroads Parkway North
Sixth Floor
City of Industry, California 91746-3497
Telephone: (562) 699-0453
License No. 723302

ELEVATIONS
BUILDING NO. 2
MAJESTIC CHINO HERITAGE
CHINO, CA.

Drawing Plot Bar
0" 1"
Use this plot bar to confirm drawing has not been reduced or enlarged from original. If this plot bar is not exactly 1 inch long the physical size of drawing has changed.

DRAWN BY	DATE
SDG	11-27-2018

CCC JOB NO.
6720

SHEET NO.
A4.1

M:\Sketches\6720 Mountain & Bickmore\6720-sx-28.1 - 5th Planning Submittal-Front Parking-A4.07.dwg

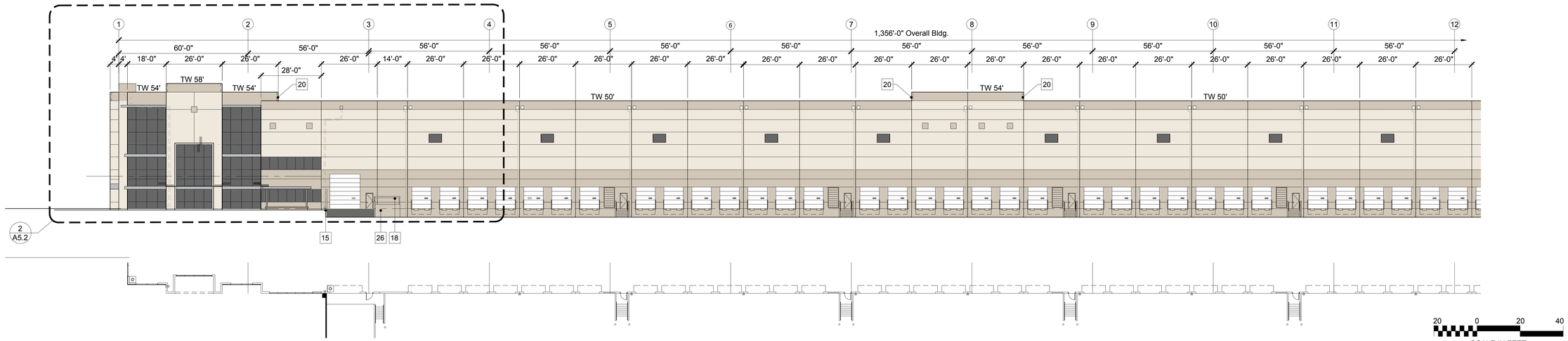

SOUTH ELEVATION A

SCALE: 1" = 20'-0"

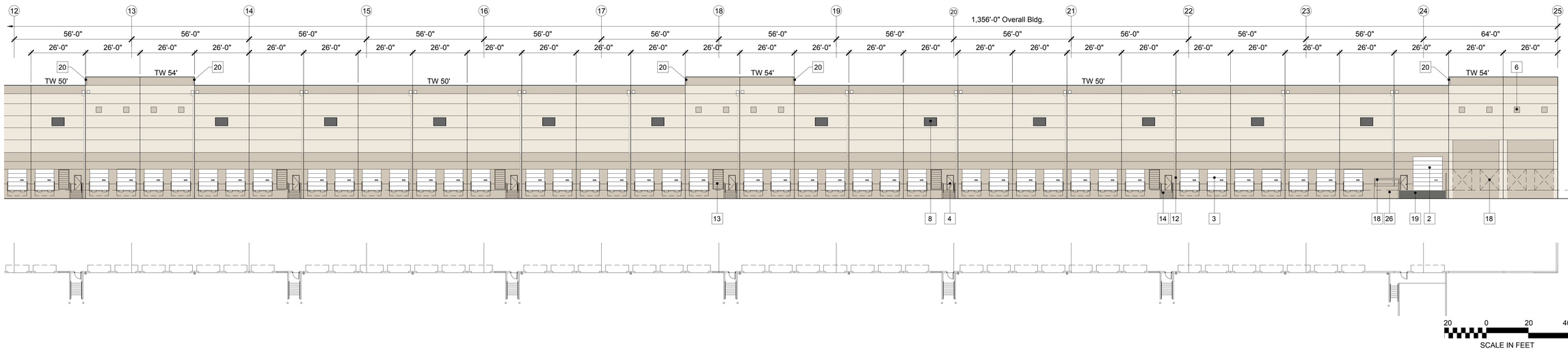

SOUTH ELEVATION B

SCALE: 1" = 20'-0"

KEYNOTES

1. PAIR 3'-0" W x 8'-0" H ALUM. STOREFRONT DOOR
2. PRE-FINISHED 14'-0" WIDE x 16'-0" HIGH VERTICAL LIFT TRUCK DOOR
3. PRE-FINISHED 9'-0" WIDE x 10'-0" HIGH VERTICAL LIFT TRUCK DOOR
4. PAINTED 3'-0" W x 7'-0" H HOLLOW METAL DOOR
5. 42" MIN. HIGH CONCRETE RAMP WALL
6. 2'-8" WIDE x 2'-8" HIGH VGROOVE PAINTED ACCENT
7. 3/4" VGROOVE
8. 6'-0" WIDE x 4'-0" HIGH SOLAR COOL GRAY CLEARSTORY WINDOW RECESSED 3" FROM FACE OF WALL
9. SOLAR COOL GRAY GLASS AND CLEAR ANODIZED ALUMINUM FRAMING SYSTEM (INCLUDES SPANDREL GLASS PANELS)
10. SOLAR COOL GRAY GLASS WITH BUTT GLAZING FRAMING SYSTEM (INCLUDES SPANDREL GLASS PANELS)
11. INTERIOR ROOF DRAIN AND EXTERIOR OVERFLOW SCUPPER PAINTED TO MATCH ADJ. BUILDING COLOR
12. EXTERIOR DOWNSPOUT AND EXTERIOR OVERFLOW SCUPPER
13. MECH. INTAKE LOUVER PAINTED TO MATCH THE BUILDING
14. EXTERIOR CONC. STAIR WITH GALVANIZED MTL. RAILINGS
15. 13'-0" HIGH CONCRETE SCREEN WALL
16. COVERED EMPLOYEE BREAK AREA BEYOND
17. ENTRY CANOPY WITH METAL COMPOSITE PANEL FASCIA "ALUMAWALL 1400 SERIES" - CLASS CLEAR ANODIZED FINISH
18. KNOCK-OUT PANEL FOR FUTURE OPENINGS
19. GRADE LEVEL CONCRETE RAMP
20. 4'-0" PANEL RETURN, TYP.
21. NOT USED
22. NOT USED
23. NOT USED
24. METAL COMPOSITE PANEL PROJECTIONS "ALUMAWALL 1400 SERIES" - CLASS CLEAR ANODIZED FINISH
25. NOT USED
26. CONCRETE TRASH ENCL. WITH METAL GATES
27. 20" h x3" d MTL. ADDRESS NUMBERS, FINISH TO MATCH CANOPY

COLOR LEGEND

- SHERWIN WILLIAMS SW 7063 NEBULOUS WHITE
- SHERWIN WILLIAMS SW 7036 ACCESSIBLE BEIGE
- SOLAR COOL GLAZING W/ CLEAR ANODZ. ALUMN. FRAME
- PRE-FINISHED OVERHEAD DOORS COLOR: WHITE

Building is Tilt Up Concrete Panels

This Document, Either in Drawing or the Assemblage of Drawings, Is the Property of Commerce Construction Co., L.P. ("Contractor") and Is Not to Be Used, Loaned, Copied or Disclosed to Others, nor Shall It Be Used for Any Purpose Other Than Those Specifically Authorized by Contractor, without the written consent of Contractor. This document, as a Instrument of Service, is Contractor's property, and is to be returned to Contractor upon request. Any copy or reproduction, in whole or in part, of a drawing upon which Contractor has asserted its rights, shall be subject to a royalty payable to Contractor. Reproduction of a digital data form the electronic media provided by Contractor, if permitted, shall be conditioned on acceptance of the foregoing.

REVISIONS	DATE	BY

REVISIONS	DATE	BY
2ND PLANNING SUBMITTAL	3-14-2019	SDG
3rd PLANNING SUBMITTAL	6-10-2019	SDG
4th PLANNING SUBMITTAL	9/12/2019	SDG

COMMERCE CONSTRUCTION CO., L.P.
13191 Crossroads Parkway North
Sixth Floor
City of Industry, California 91746-3497
Telephone: (562) 699-0453
License No. 723302

ELEVATIONS

BUILDING NO. 2
MAJESTIC CHINO HERITAGE
CHINO, CA.

Drawing Plot Bar
0" 1"
Use this plot bar to confirm drawing has not been reduced or enlarged from original. If this plot bar is not exactly 1 inch long the physical size of drawing has changed.

DRAWN BY	DATE
SDG	11-27-2018

CCC JOB NO. 6720

SHEET NO. A4.2

M:\Sketches\6720 Mountain & Bickmore\6720-sx-28.1 - 5th Planning Submittal-Front Parking-A4.07.dwg

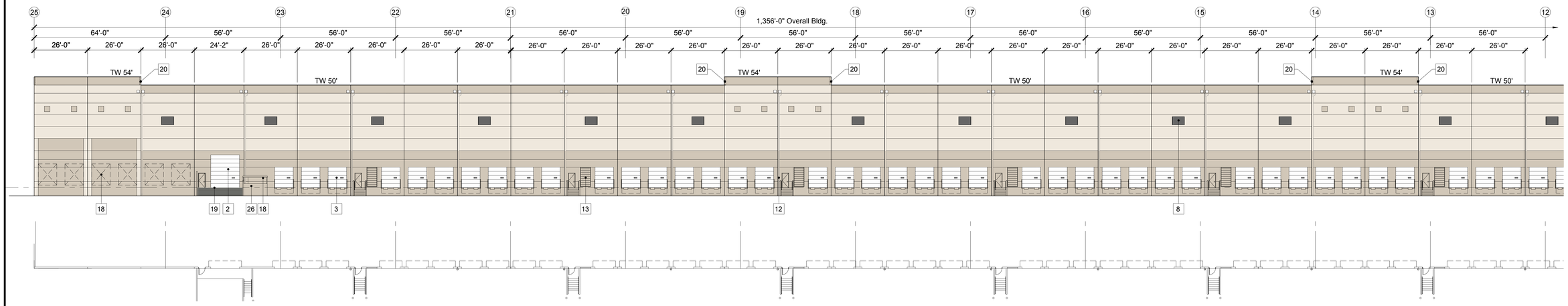

NORTH ELEVATION | A | SCALE: 1" = 20'-0"

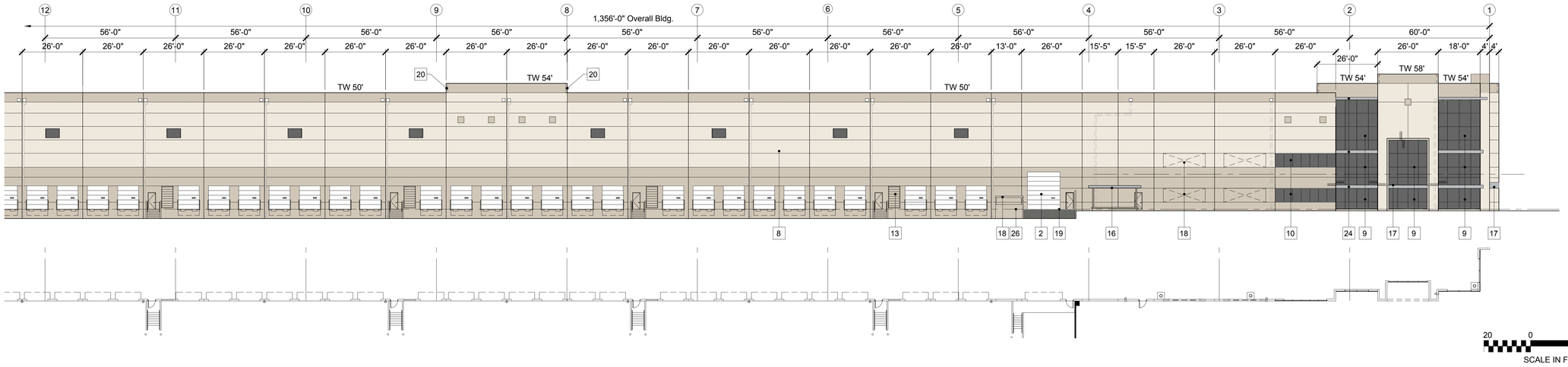

NORTH ELEVATION | B | SCALE: 1" = 20'-0"

KEYNOTES

1. PAIR 3'-0" W x 8'-0" H ALUM. STOREFRONT DOOR
2. PRE-FINISHED 14'-0" WIDE x 16'-0" HIGH VERTICAL LIFT TRUCK DOOR
3. PRE-FINISHED 9'-0" WIDE x 10'-0" HIGH VERTICAL LIFT TRUCK DOOR
4. PAINTED 3'-0" W x 7'-0" H HOLLOW METAL DOOR
5. 42" MIN. HIGH CONCRETE RAMP WALL
6. 2'-8" WIDE x 2'-8" HIGH VGROOVE PAINTED ACCENT
7. 3/4" VGROOVE
8. 6'-0" WIDE x 4'-0" HIGH SOLAR COOL GRAY CLEARSTORY WINDOW RECESSED 3" FROM FACE OF WALL
9. SOLAR COOL GRAY GLASS AND CLEAR ANODIZED ALUMINUM FRAMING SYSTEM (INCLUDES SPANDREL GLASS PANELS)
10. SOLAR COOL GRAY GLASS WITH BUTT GLAZING FRAMING SYSTEM (INCLUDES SPANDREL GLASS PANELS)
11. INTERIOR ROOF DRAIN AND EXTERIOR OVERFLOW SCUPPER PAINTED TO MATCH ADJ. BUILDING COLOR
12. EXTERIOR DOWNSPOUT AND EXTERIOR OVERFLOW SCUPPER
13. MECH. INTAKE LOUVER PAINTED TO MATCH THE BUILDING
14. EXTERIOR CONC. STAIR WITH GALVANIZED MTL. RAILINGS
15. 13'-0" HIGH CONCRETE SCREEN WALL
16. COVERED EMPLOYEE BREAK AREA BEYOND
17. ENTRY CANOPY WITH METAL COMPOSITE PANEL FASCIA "ALUMAWALL 1400 SERIES" - CLASS CLEAR ANODIZED FINISH
18. KNOCK-OUT PANEL FOR FUTURE OPENINGS
19. GRADE LEVEL CONCRETE RAMP
20. 4'-0" PANEL RETURN, TYP.
21. NOT USED
22. NOT USED
23. NOT USED
24. METAL COMPOSITE PANEL PROJECTIONS "ALUMAWALL 1400 SERIES" - CLASS CLEAR ANODIZED FINISH
25. NOT USED
26. CONCRETE TRASH ENCL. WITH METAL GATES
27. 20" h x3" d MTL. ADDRESS NUMBERS, FINISH TO MATCH CANOPY

COLOR LEGEND

- SHERWIN WILLIAMS SW 7005 DOWNY WHITE
- SHERWIN WILLIAMS SW 7036 ACCESSIBLE BEIGE
- SOLAR COOL GLAZING W/ CLEAR ANODZ. ALUMN. FRAME
- PRE-FINISHED OVERHEAD DOORS COLOR: WHITE

Building is Tilt Up Concrete Panels

This Document, Either in Drawing or the Assemblage of Drawings, Is the Property of Commerce Construction Co., L.P. ("Contractor").
Contractor Retains Its Ownership Of Such Instruments. It may not be reproduced, distributed, modified, or used for any purpose in any medium, in whole or in part, without the written consent of Contractor. This document and all copies must be returned to Contractor upon request as a requirement for the offeror/ awardee/ licensee, and is the property of Contractor whether or not any fee has been paid. Any person or organization making use of or relying upon this document or any copy thereof, in any form, agrees to be bound by the terms and conditions of this notice and agrees to indemnify Contractor for any liability arising from such use or reliance. Electronic versions of digital data from the CAD system are provided for convenience only and are not considered as accurate as the hard copy.

REVISIONS	DATE	BY

REVISIONS	DATE	BY
2ND PLANNING SUBMITTAL	3-14-2019	SDG
3rd PLANNING SUBMITTAL	6-10-2019	SDG
4th PLANNING SUBMITTAL	9-12-2019	SDG

COMMERCE CONSTRUCTION CO., L.P.
13191 Crossroads Parkway North
Sixth Floor
City of Industry, California 91746-3497
Telephone: (562) 699-0453
License No. 723302

ELEVATIONS

BUILDING NO. 2
MAJESTIC CHINO HERITAGE
CHINO, CA.

Drawing Plot Bar
0" 1"
Use this plot bar to confirm drawing has not been reduced or enlarged from original. If this plot bar is not exactly 1 inch long the physical size of drawing has changed.

DRAWN BY	DATE
SDG	11-27-2018

CCC JOB NO. 6720

SHEET NO. A4.3

M:\Sketches\6720 Mountain & Bickmore\6720-sx-28.1 - 5th Planning Submittal-Front Parking-A4.07.dwg

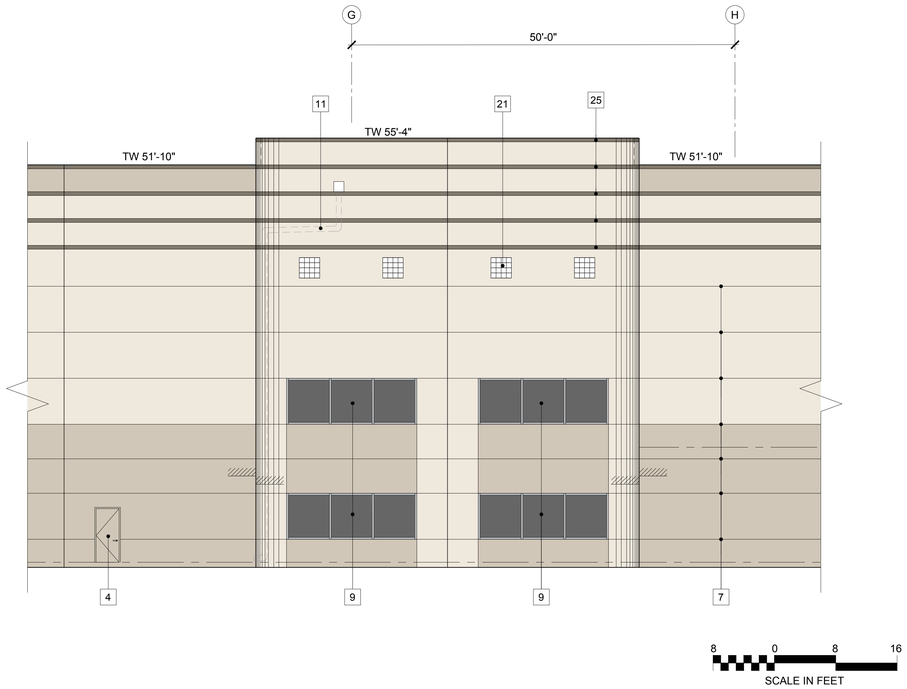

PARTIAL ENLARGED ELEVATION 3 | SCALE: 1/8"=1' - 0"

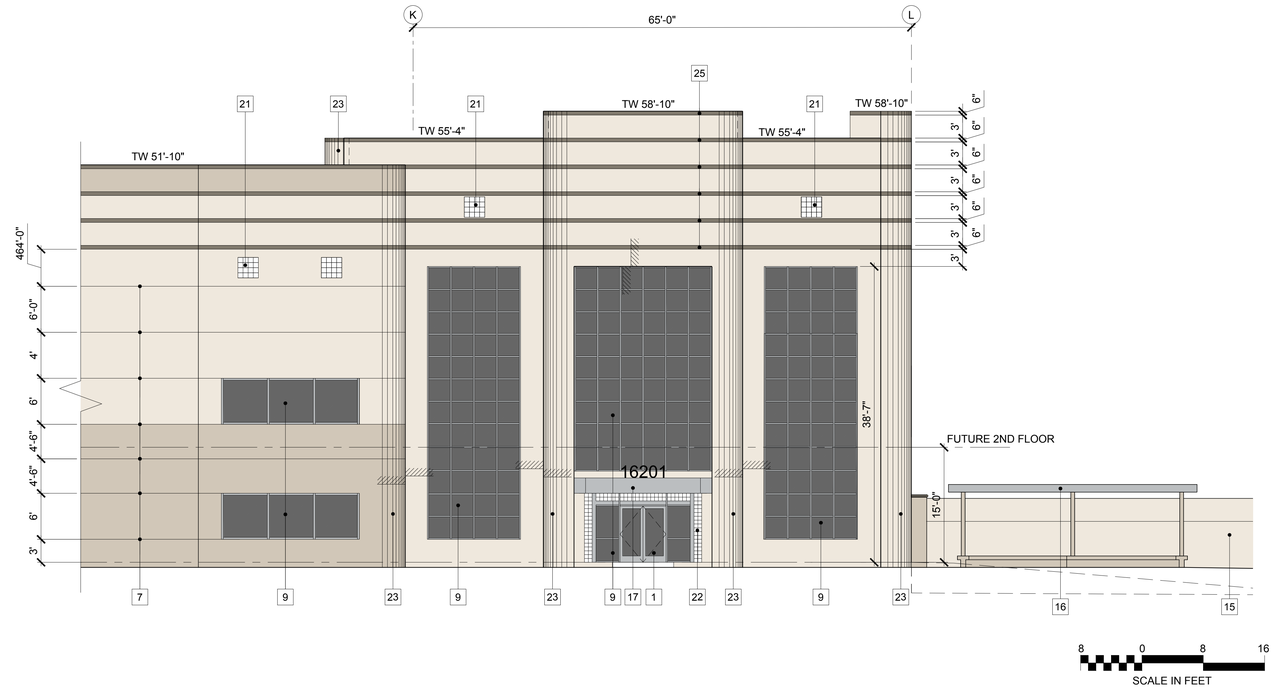

PARTIAL ENLARGED ELEVATION 1 | SCALE: 1/8"=1' - 0"

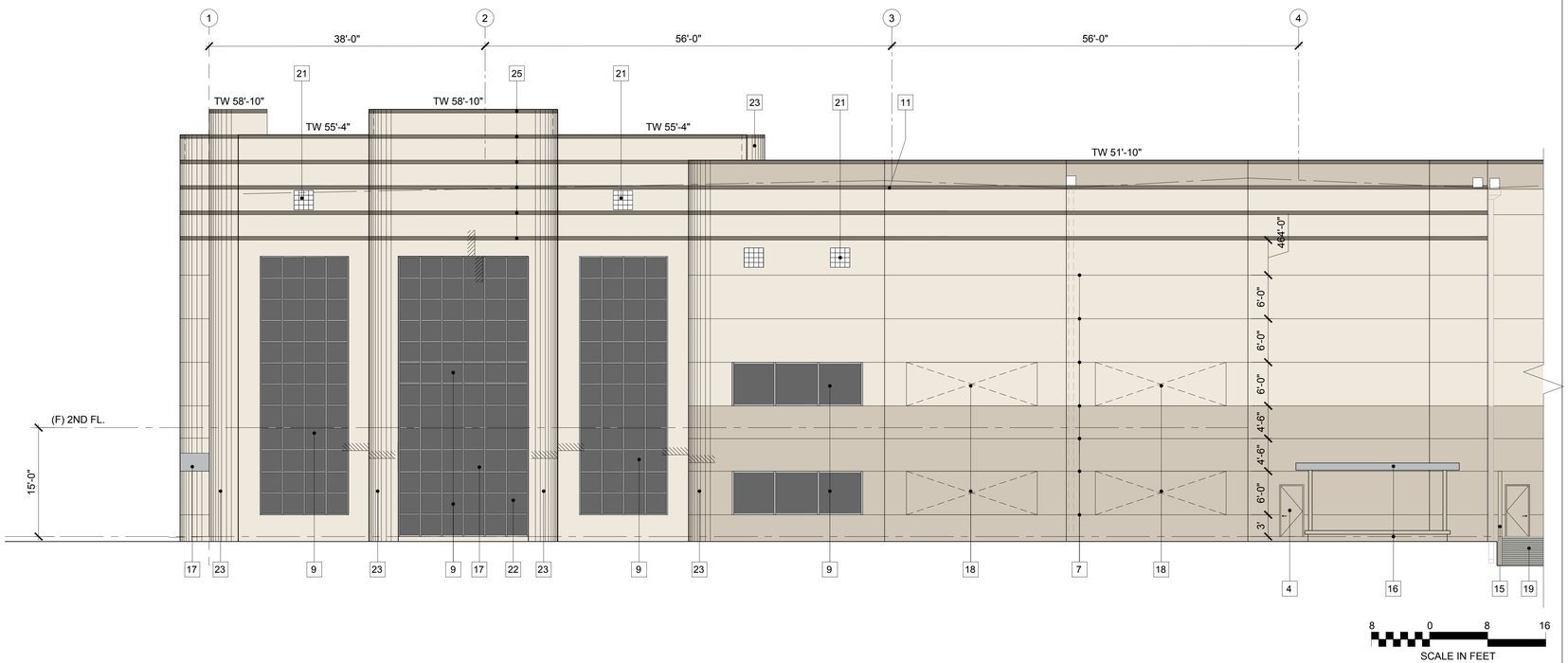

PARTIAL ENLARGED ELEVATION 2 | SCALE: 1/8"=1' - 0"

KEYNOTES

1. PAIR 3'-0" W x 8'-0" H ALUM. STOREFRONT DOOR
2. PRE-FINISHED 14'-0" WIDE x 16'-0" HIGH VERTICAL LIFT TRUCK DOOR
3. PRE-FINISHED 9'-0" WIDE x 10'-0" HIGH VERTICAL LIFT TRUCK DOOR
4. PAINTED 3'-0" W x 7'-0" H HOLLOW METAL DOOR
5. 42" MIN. HIGH CONCRETE RAMP WALL
6. 2'-8" WIDE x 2'-8" HIGH VGROOVE PAINTED ACCENT
7. 3/4" VGROOVE
8. 6'-0" WIDE x 4'-0" HIGH SOLAR COOL GRAY CLEARSTORY WINDOW RECESSED 3" FROM FACE OF WALL
9. SOLAR COOL GRAY GLASS AND CLEAR ANODIZED ALUMINUM FRAMING SYSTEM (INCLUDES SPANDREL GLASS PANELS)
10. SOLAR COOL GRAY GLASS WITH BUTT GLAZING FRAMING SYSTEM (INCLUDES SPANDREL GLASS PANELS)
11. INTERIOR ROOF DRAIN AND EXTERIOR OVERFLOW SCUPPER PAINTED TO MATCH ADJ. BUILDING COLOR
12. EXTERIOR DOWNSPOUT AND EXTERIOR OVERFLOW SCUPPER
13. MECH. INTAKE LOUVER PAINTED TO MATCH THE BUILDING
14. EXTERIOR CONC. STAIR WITH GALVANIZED MTL. RAILINGS
15. 13'-0" HIGH CONCRETE SCREEN WALL
16. COVERED EMPLOYEE BREAK AREA BEYOND
17. ENTRY CANOPY WITH METAL COMPOSITE PANEL FASCIA "ALUMAWALL 1400 SERIES" - CLASS CLEAR ANODIZED FINISH
18. KNOCK-OUT PANEL FOR FUTURE OPENINGS
19. GRADE LEVEL CONCRETE RAMP
20. 4'-0" PANEL RETURN, TYP.
21. 8" GLASS BLOCK ACCENT (2'-8" SQUARE)
22. 8" GLASS BLOCK SURROUND
23. CURVED METAL STUD RETURN WITH PLASTER FINISH
24. METAL COMPOSITE PANEL PROJECTIONS "ALUMAWALL 1400 SERIES" - CLASS CLEAR ANODIZED FINISH
25. 6" x 3/4" REVEAL
26. COVERED CONCRETE TRASH ENCL. WITH METAL GATES
27. 20" h x3" d MTL. ADDRESS NUMBERS, FINISH TO MATCH CANOPY

COLOR LEGEND

- SHERWIN WILLIAMS SW 7005 DOWNY WHITE
- SHERWIN WILLIAMS SW 7036 ACCESSIBLE BEIGE
- SHERWIN WILLIAMS SW 7046 ANONYMOUS
- SOLAR COOL GLAZING W/ CLEAR ANODIZE. ALUMN. FRAME
- PRE-FINISHED OVERHEAD DOORS COLOR: WHITE

Building is Tilt Up Concrete Panels

This Document, Either in Drawing or the Assembled or Electronic Form, Is the Property of Commerce Construction Co., L.P. ("Consultant") and Shall Not Be Used Or Disclosed to Any Other Party, Nor Reproduced, Stored, Modified, Distributed or Transmitted in Any Form or Medium, Without the Written Consent of Consultant. This Document, Which May Be Delivered Electronically, Is Intended to Be Read Only by the Addressee or Its Agents. Any Person or Organization Making Use of Or Relying Upon This Document Agrees to Indemnify and Hold Consultant Harmless from and Against Any Claims Arising Out of Such Use or Reliance, Including Without Limitation, Claims Based on Alleged Errors, Omissions or Inaccuracies in Digital Data from the Document Which Are Not Discovered by the Addressee and Reported to Consultant in a Reasonable Time After Receipt Thereof.

REVISIONS	BY	DATE

REVISIONS	BY	DATE
2ND PLANNING SUBMITTAL	SDG	3-14-2019
3rd PLANNING SUBMITTAL	SDG	6-10-2019
4th PLANNING SUBMITTAL	SDG	9-12-2019

COMMERCE CONSTRUCTION CO., L.P.
13191 Crossroads Parkway North
Sixth Floor
City of Industry, California 91746-3497
Telephone: (562) 699-0453
License No. 723302

PARTIAL ENLARGED ELEVATIONS

BUILDING NO. 1 & 2
MAJESTIC CHINO HERITAGE

CHINO, CA.

Drawing Plot Bar
0" 1"
Use this plot bar to confirm drawing has not been reduced or enlarged from original. If this plot bar is not exactly 1 inch long the physical size of drawing has changed.

DRAWN BY	DATE
SDG	11-27-2018

CCC JOB NO. 6720

SHEET NO. A5.0

M:\Sketchpad\6720 Mountain & Bickmore\6720-ex-28.1 - 5th Planning Submittal-Front Parking-A9.07.dwg

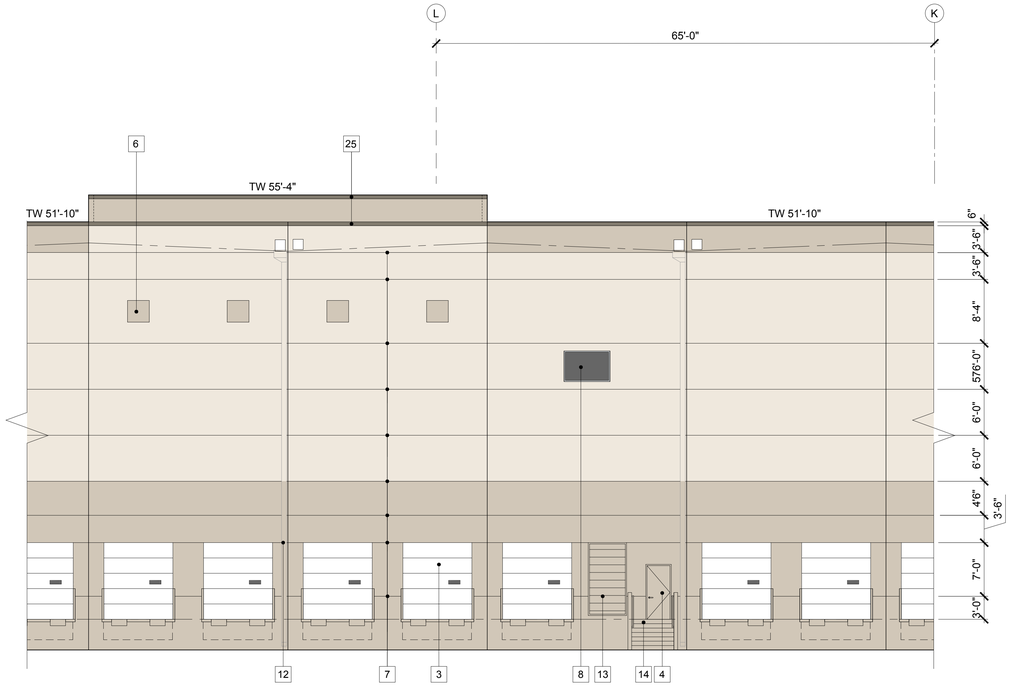

PARTIAL ENLARGED ELEVATION 3 | SCALE: 1/8"=1' - 0"

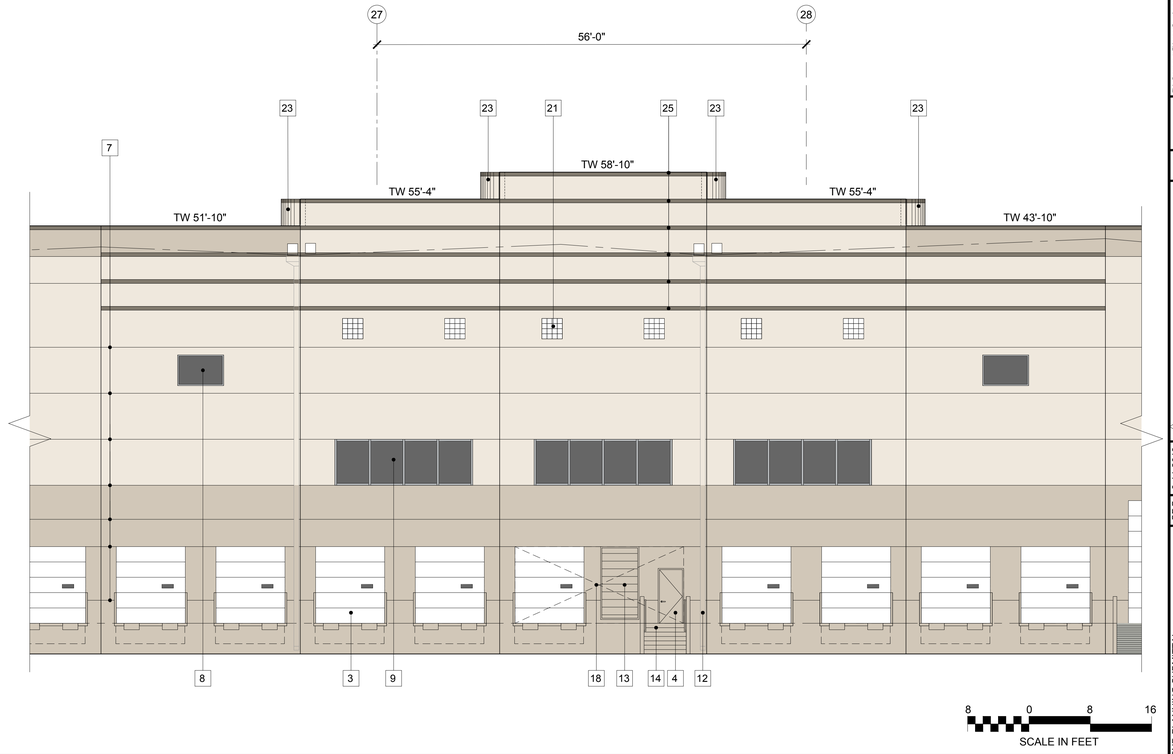

PARTIAL ENLARGED ELEVATION 1 | SCALE: 1/8"=1' - 0"

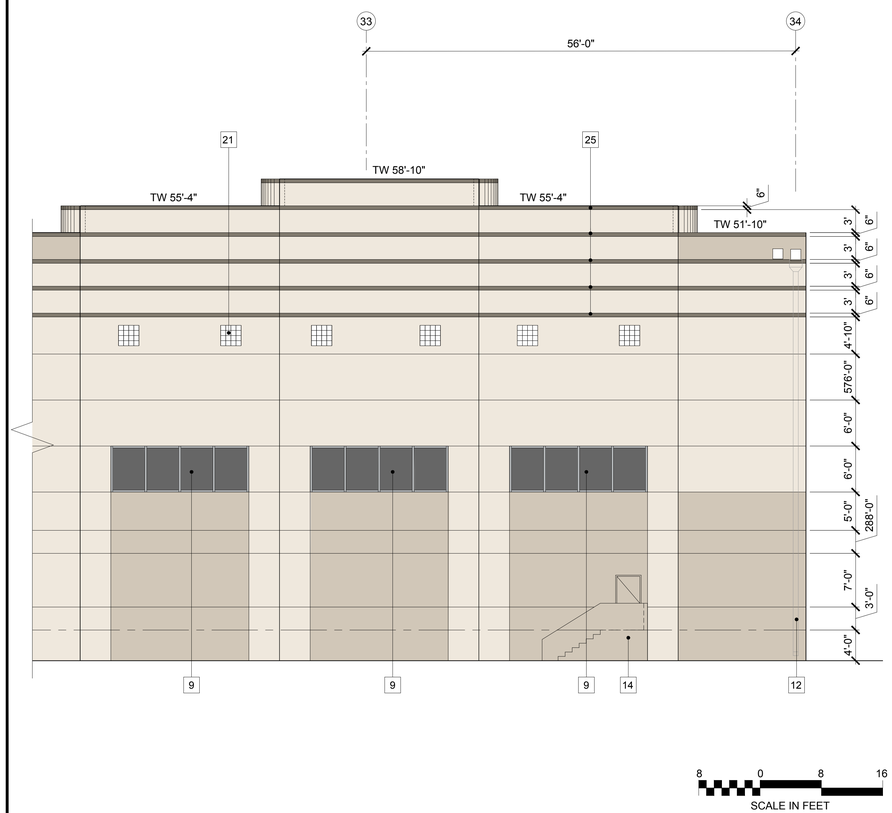

PARTIAL ENLARGED ELEVATION 4 | SCALE: 1/8"=1' - 0"

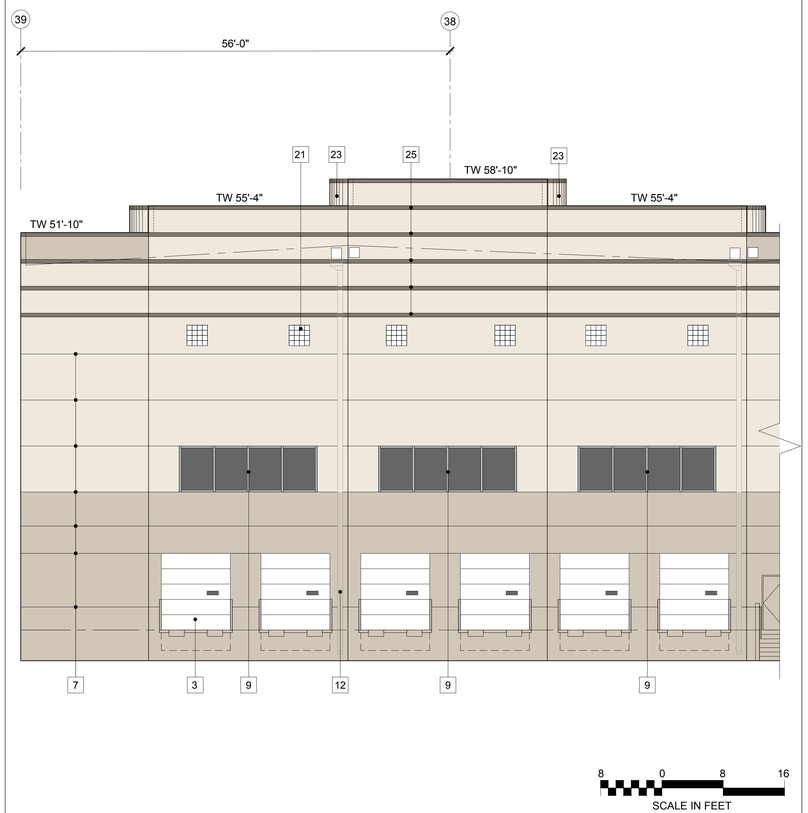

PARTIAL ENLARGED ELEVATION 2 | SCALE: 1/8"=1' - 0"

KEYNOTES

#	
1	PAIR 3'-0" W x 8'-0" H ALUM. STOREFRONT DOOR
2	PRE-FINISHED 14'-0" WIDE x 16'-0" HIGH VERTICAL LIFT TRUCK DOOR
3	PRE-FINISHED 9'-0" WIDE x 10'-0" HIGH VERTICAL LIFT TRUCK DOOR
4	PAINTED 3'-0" W x 7'-0" H HOLLOW METAL DOOR
5	42" MIN. HIGH CONCRETE RAMP WALL
6	2'-8" WIDE x 2'-8" HIGH VGROOVE PAINTED ACCENT
7	3/4" VGROOVE
8	6'-0" WIDE x 4'-0" HIGH SOLAR COOL GRAY CLEARSTORY WINDOW RECESSED 3" FROM FACE OF WALL
9	SOLAR COOL GRAY GLASS AND CLEAR ANODIZED ALUMINUM FRAMING SYSTEM (INCLUDES SPANDREL GLASS PANELS)
10	SOLAR COOL GRAY GLASS WITH BUTT GLAZING FRAMING SYSTEM (INCLUDES SPANDREL GLASS PANELS)
11	INTERIOR ROOF DRAIN AND EXTERIOR OVERFLOW SCUPPER PAINTED TO MATCH ADJ. BUILDING COLOR
12	EXTERIOR DOWNSPOUT AND EXTERIOR OVERFLOW SCUPPER
13	MECH. INTAKE LOUVER PAINTED TO MATCH THE BUILDING
14	EXTERIOR CONC. STAIR WITH GALVANIZED MTL. RAILINGS
15	13'-0" HIGH CONCRETE SCREEN WALL
16	COVERED EMPLOYEE BREAK AREA BEYOND
17	ENTRY CANOPY WITH METAL COMPOSITE PANEL FASCIA "ALUMAWALL 1400 SERIES" - CLASS CLEAR ANODIZED FINISH
18	KNOCK-OUT PANEL FOR FUTURE OPENINGS
19	GRADE LEVEL CONCRETE RAMP
20	4'-0" PANEL RETURN, TYP.
21	8" GLASS BLOCK ACCENT (2'-8" SQUARE)
22	8" GLASS BLOCK SURROUND
23	CURVED METAL STUD RETURN WITH PLASTER FINISH
24	METAL COMPOSITE PANEL PROJECTIONS "ALUMAWALL 1400 SERIES" - CLASS CLEAR ANODIZED FINISH
25	6" x 3/4" REVEAL
26	COVERED CONCRETE TRASH ENCL. WITH METAL GATES
27	20" h x3" d MTL. ADDRESS NUMBERS, FINISH TO MATCH CANOPY

COLOR LEGEND

SHERWIN WILLIAMS
SW 7005
DOWNY WHITE

SHERWIN WILLIAMS
SW 7036
ACCESSIBLE BEIGE

SHERWIN WILLIAMS
SW 7046
ANONYMOUS

SOLAR COOL GLAZING
W/ CLEAR ANODIZE. ALUMN. FRAME

PRE-FINISHED OVERHEAD
DOORS
COLOR: WHITE

Building is Tilt Up Concrete Panels

This Document, Either in Drawing or the Assembled or Electronic Form, Is Property of Commerce Construction Co., L.P. ("Consultant") and Is Protected by Applicable Copyright Laws. It Shall Not be Reproduced, Distributed, or Transmitted in any Form or by any Means, Electronic or Mechanical, Including Photocopying, Recording, or Information Storage and Retrieval Systems, Without the Prior Written Consent of Consultant. This Document and Any Other Documents Prepared by Consultant in Connection with the Project Are Instruments of Service for Use Solely with Respect to This Project and, Unless Otherwise Provided, Are the Property of Consultant. Reproduction or Distribution of Any Such Document or Any Part Thereof Without Consultant's Express Written Consent Is Prohibited. Any Purpose or Organization Making Use of Or Relying Upon Any Such Document Or Any Part Thereof Agrees to Be Bound by This Paragraph and Agrees to Indemnify and Hold Consultant Harmless from Any Claim or Liability Resulting from Any Such Use or Reliance. Ownership and Consultant's Rights Shall Survive Completion of the Project.

BY	DATE	REVISIONS

BY	DATE	REVISIONS
SDG	3-14-2019	2ND PLANNING SUBMITTAL
SDG	6-10-2019	3rd PLANNING SUBMITTAL
SDG	9-12-2019	4th PLANNING SUBMITTAL

COMMERCE CONSTRUCTION CO., L.P.
13191 Crossroads Parkway North
Sixth Floor
City of Industry, California 91746-3497
Telephone: (562) 699-0453
License No. 723302

PARTIAL ENLARGED ELEVATIONS

BUILDING NO. 1
MAJESTIC CHINO HERITAGE
CHINO, CA.

Drawing Plot Bar
0" 1"
Use this plot bar to confirm drawing has not been reduced or enlarged from original. If this plot bar is not exactly 1 inch long the physical size of drawing has changed.

DRAWN BY	DATE
SDG	11-27-2018

CCC JOB NO.
6720

SHEET NO.
A5.1

M:\Sketches\6720 Mountain & Bickmore\6720-ex-28.1 - 5th Planning Submittal-Front Parking-A8.07.dwg

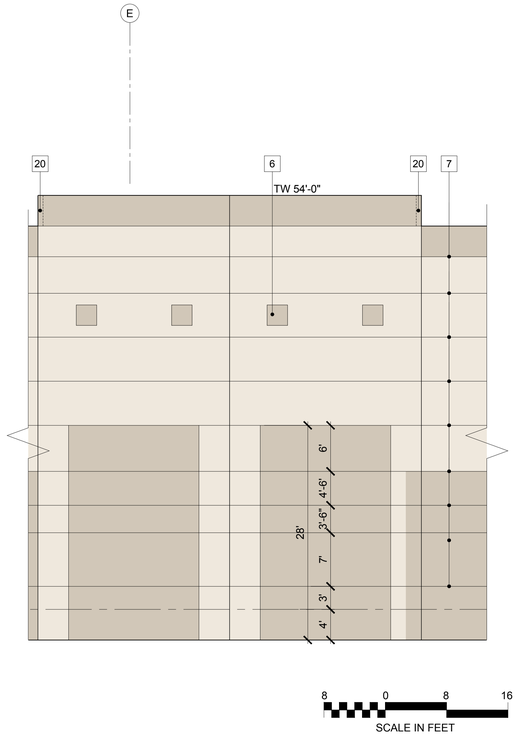

PARTIAL ENLARGED ELEVATION 3 | SCALE: 1/8"=1' - 0"

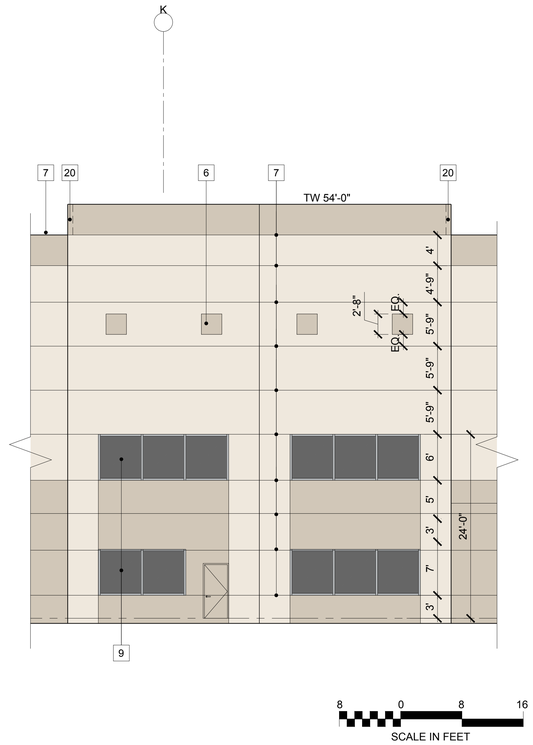

PARTIAL ENLARGED ELEVATION 2 | SCALE: 1/8"=1' - 0"

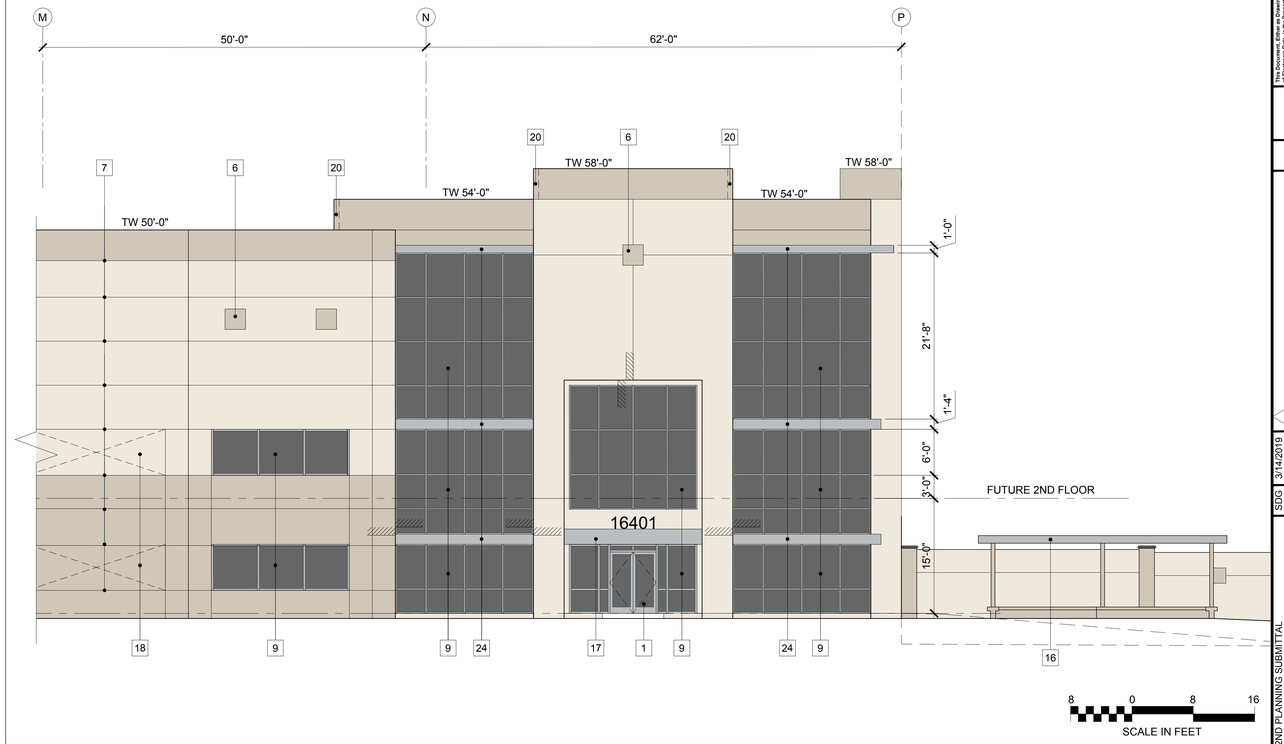

PARTIAL ENLARGED ELEVATION 1 | SCALE: 1/8"=1' - 0"

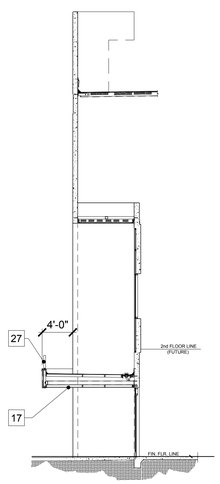

ENTRY SECTION

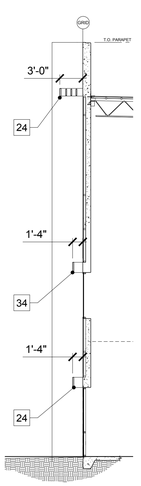

STOREFRONT SECTION

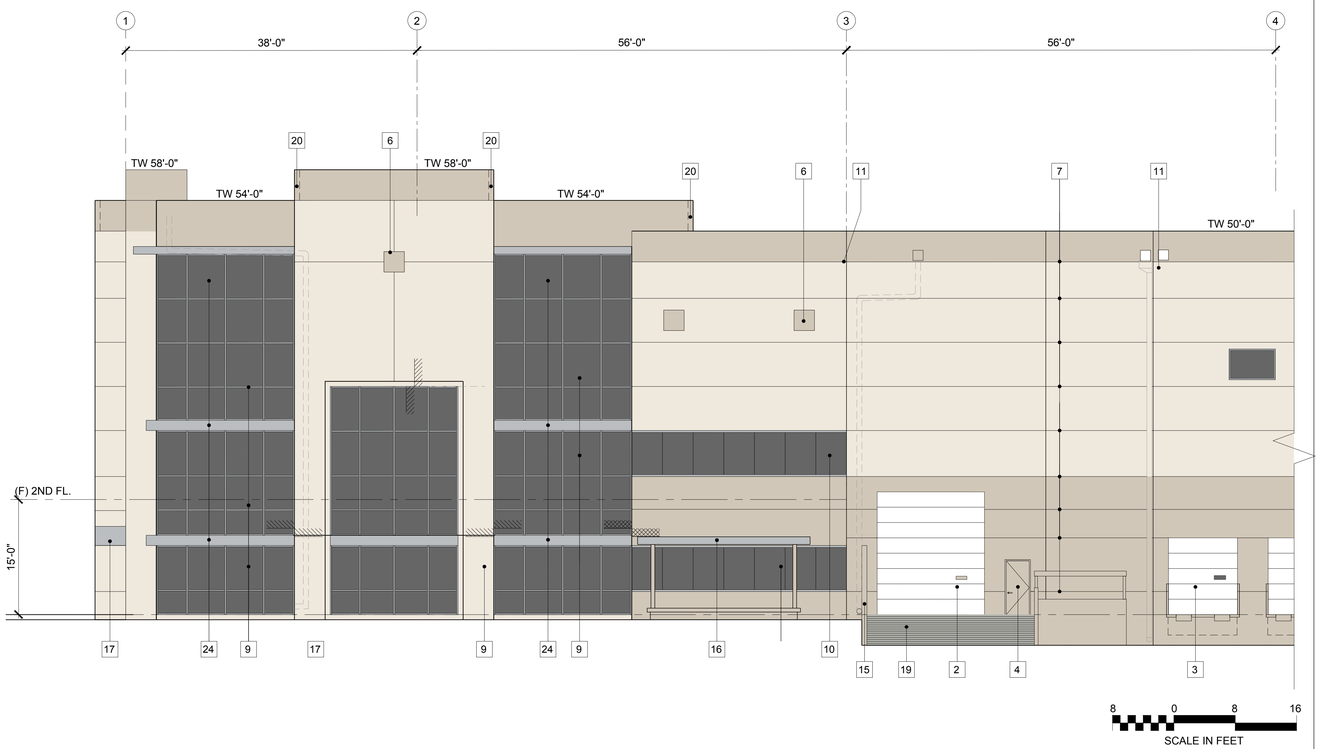

PARTIAL ENLARGED ELEVATION 4 | SCALE: 1/8"=1' - 0"

KEYNOTES

1. PAIR 3'-0" W x 8'-0" H ALUM. STOREFRONT DOOR
2. PRE-FINISHED 14'-0" WIDE x 16'-0" HIGH VERTICAL LIFT TRUCK DOOR
3. PRE-FINISHED 9'-0" WIDE x 10'-0" HIGH VERTICAL LIFT TRUCK DOOR
4. PAINTED 3'-0" W x 7'-0" H HOLLOW METAL DOOR
5. 42" MIN. HIGH CONCRETE RAMP WALL
6. 2'-8" WIDE x 2'-8" HIGH VGROOVE PAINTED ACCENT
7. 3/4" VGROOVE
8. 6'-0" WIDE x 4'-0" HIGH SOLAR COOL GRAY CLEARSTORY WINDOW RECESSED 3" FROM FACE OF WALL
9. SOLAR COOL GRAY GLASS AND CLEAR ANODIZED ALUMINUM FRAMING SYSTEM (INCLUDES SPANDREL GLASS PANELS)
10. SOLAR COOL GRAY GLASS WITH BUTT GLAZING FRAMING SYSTEM (INCLUDES SPANDREL GLASS PANELS)
11. INTERIOR ROOF DRAIN AND EXTERIOR OVERFLOW SCUPPER PAINTED TO MATCH ADJ. BUILDING COLOR
12. EXTERIOR DOWNSPOUT AND EXTERIOR OVERFLOW SCUPPER
13. MECH. INTAKE LOUVER PAINTED TO MATCH THE BUILDING
14. EXTERIOR CONC. STAIR WITH GALVANIZED MTL. RAILINGS
15. 13'-0" HIGH CONCRETE SCREEN WALL
16. COVERED EMPLOYEE BREAK AREA BEYOND
17. ENTRY CANOPY WITH METAL COMPOSITE PANEL FASCIA "ALUMAWALL 1400 SERIES" - CLASS CLEAR ANODIZED FINISH
18. KNOCK-OUT PANEL FOR FUTURE OPENINGS
19. GRADE LEVEL CONCRETE RAMP
20. 4'-0" PANEL RETURN, TYP.
21. NOT USED
22. NOT USED
23. NOT USED
24. METAL COMPOSITE PANEL PROJECTIONS "ALUMAWALL 1400 SERIES" - CLASS CLEAR ANODIZED FINISH
25. NOT USED
26. CONCRETE TRASH ENCL. WITH METAL GATES
27. 20" h x3" d MTL. ADDRESS NUMBERS, FINISH TO MATCH CANOPY

COLOR LEGEND

SHERWIN WILLIAMS
SW 7005
DOWNY WHITE

SHERWIN WILLIAMS
SW 7036
ACCESSIBLE BEIGE

SOLAR COOL GLAZING
W/ CLEAR ANODZ. ALUMN. FRAME

PRE-FINISHED OVERHEAD DOORS
COLOR: WHITE

Building is Tilt Up Concrete Panels

This Document, Either in Drawing or the Assemblies of Specifications, is the Property of Commerce Construction Co., L.P. ("Consultant") and is Protected by Copyright. The Document, in whole or in parts, may not be reproduced, distributed, modified, or used for any purpose other than that for which it was prepared without the written consent of Consultant. This document is to be returned to Consultant upon request and at the completion of the work. Any purpose or organization wanting use of or relying upon all or a replacement for the officially issued document, and/or any modification or alteration to this document, or any part thereof, or reproducing versions of digital data from the Consultant, must first obtain written permission and enter into a consultant agreement with the Consultant.

BY	DATE	REVISIONS

BY	DATE	REVISIONS
SDG	3/14/2019	2ND PLANNING SUBMITTAL
SDG	6-10-2019	3rd PLANNING SUBMITTAL
SDG	9-12-2019	4th PLANNING SUBMITTAL

COMMERCE CONSTRUCTION CO., L.P.
13191 Crossroads Parkway North
Sixth Floor
City of Industry, California 91746-3497
Telephone: (562) 699-0453
License No. 723302

PARTIAL ENLARGED ELEVATIONS

BUILDING NO. 1 & 2
MAJESTIC CHINO HERITAGE

CHINO, CA.

Drawing Plot Bar
0" 1"
Use this plot bar to confirm drawing has not been reduced or enlarged from original. If this plot bar is not exactly 1 inch long the physical size of drawing has changed.

DRAWN BY	DATE
SDG	11-27-2018

CCC JOB NO.
3-14-2019

SHEET NO.
A5.2

M:\Sketches\6720 Mountain & Bickmore\6720-ex-28.1 - 5th Planning Submittal-Front Parking-A8.07.dwg

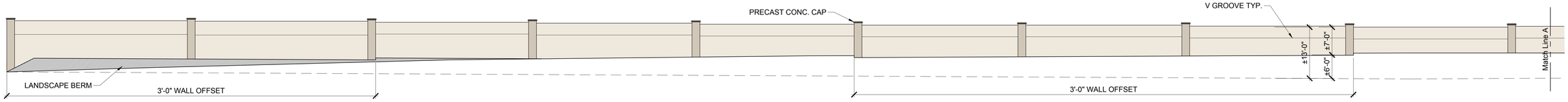

BLDG. 1 - SCREEN WALL NORTH ELEVATION 1A SCALE: 3/32" = 1'-0"

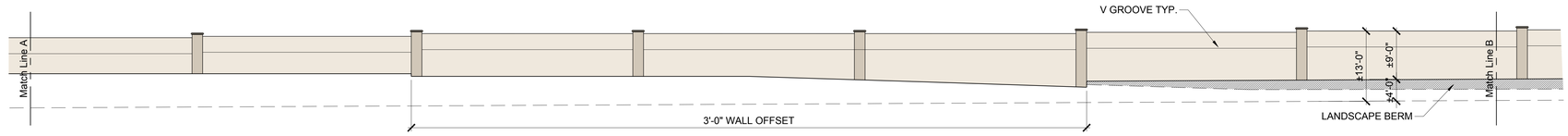

BLDG. 1 - SCREEN WALL NORTH ELEVATION 1B SCALE: 3/32" = 1'-0"

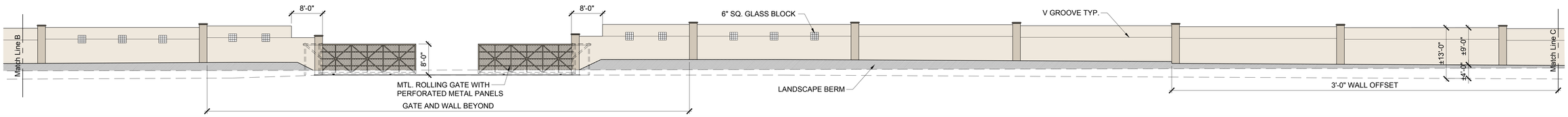

BLDG. 1 - SCREEN WALL NORTH ELEVATION 1C SCALE: 3/32" = 1'-0"

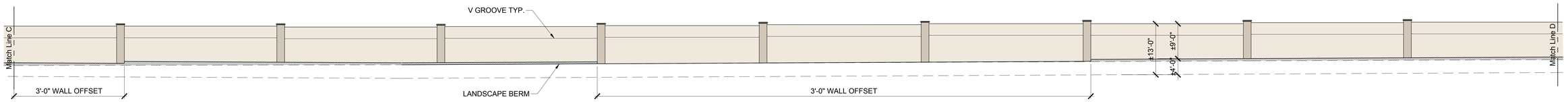

BLDG. 1 - SCREEN WALL NORTH ELEVATION 1D SCALE: 3/32" = 1'-0"

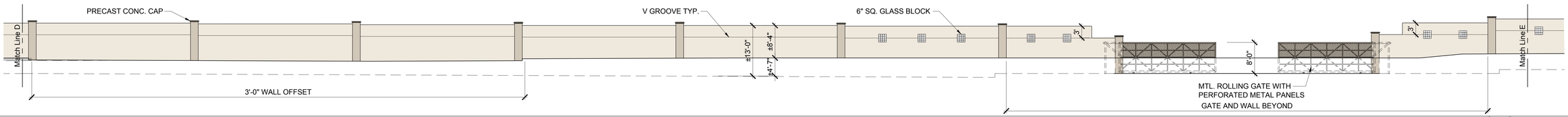

BLDG. 1 - SCREEN WALL NORTH ELEVATION 1E SCALE: 3/32" = 1'-0"

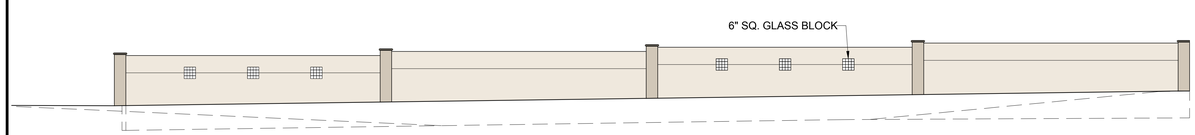

BLDG. 1 - SCREEN WALL WEST ELEVATION 2 SCALE: 3/32" = 1'-0"

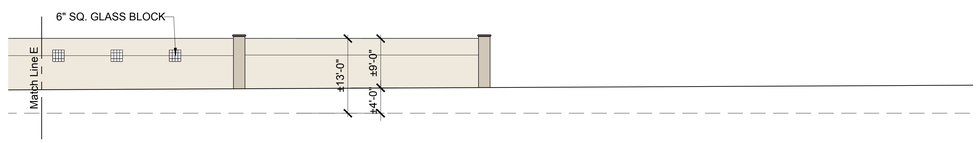

BLDG. 1 - SCREEN WALL WEST ELEVATION 1F SCALE: 3/32" = 1'-0"

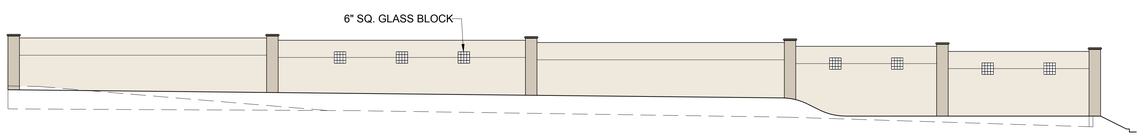

BLDG. 2 - SCREEN WALL WEST ELEVATION 4 SCALE: 3/32" = 1'-0"

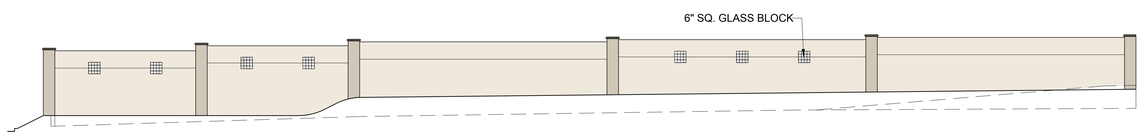

BLDG. 1 - SCREEN WALL WEST ELEVATION 3 SCALE: 3/32" = 1'-0"

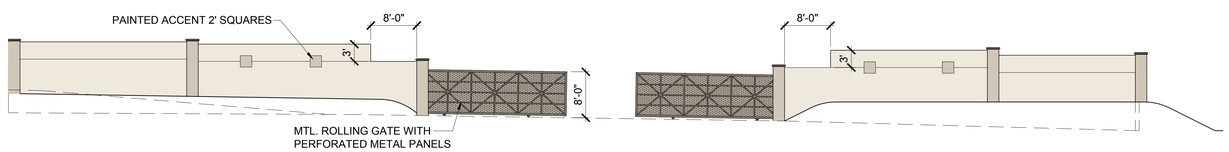

BLDG. 2 - SCREEN WALL WEST ELEVATION 5 SCALE: 3/32" = 1'-0"

This Document, Either in Drawing or the Assembled Or Electronic Form, Is Property of Commerce Construction Co., L.P. ("Commerce").
Commerce Construction Co., L.P. ("Commerce") hereby reserves its common law copyright and other property rights in these plans, may not be reproduced, distributed, modified, distributed or used for any purpose in any manner or form, without the written consent of Commerce. This document is and shall remain the property of Commerce. The re-use of this document on any project not expressly authorized by Commerce in writing is prohibited. Any purpose or organization wishing use of or relying upon any information contained in this document agrees to indemnify and hold Commerce harmless against any claim arising out of such reuse or reliance. The transfer of digital data from the Architect to subsequent users is provided as a courtesy and is not to be construed as an acceptance of the foregoing.

BY	DATE	REVISIONS

BY	DATE	REVISIONS
SDG	3-14-2019	2ND PLANNING SUBMITTAL
SDG	6-10-2019	3rd PLANNING SUBMITTAL
SDG	9-12-2019	4th PLANNING SUBMITTAL

COMMERCE CONSTRUCTION CO., L.P.
13191 Crossroads Parkway North
Sixth Floor
City of Industry, California 91746-3497
Telephone: (562) 699-0453
License No. 723302

CONCRETE SCREEN WALL ELEVATIONS

BUILDINGS NO. 1 & 2
MAJESTIC CHINO HERITAGE
CHINO, CA.

Drawing Plot Bar
0" 1"
Use this plot bar to confirm drawing has not been reduced or enlarged from original. If this plot bar is not exactly 1 inch long the physical size of drawing has changed.

DRAWN BY	DATE
SDG	11-27-2018

CCC JOB NO. 6720

SHEET NO. A6.0

M:\Sketches\6720 Mountain & Bickmore\6720-ex-28 1 - 5th Planning Submittal-Front Parking-A9 07.dwg

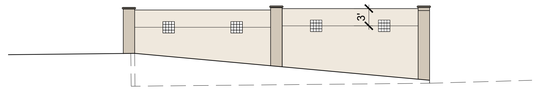

BLDG. 1 - SCREEN WALL RETURN ELEV. 2 SCALE: 3/32" = 1'-0"

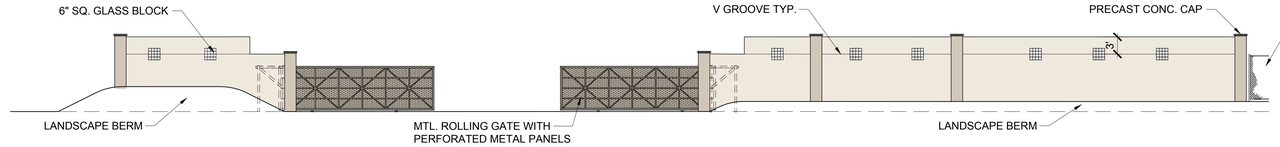

BLDG. 1 - SCREEN WALL SOUTH ELEVATION 1 SCALE: 3/32" = 1'-0"

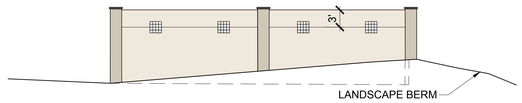

BLDG. 1 - SCREEN WALL RETURN ELEV. 4 SCALE: 3/32" = 1'-0"

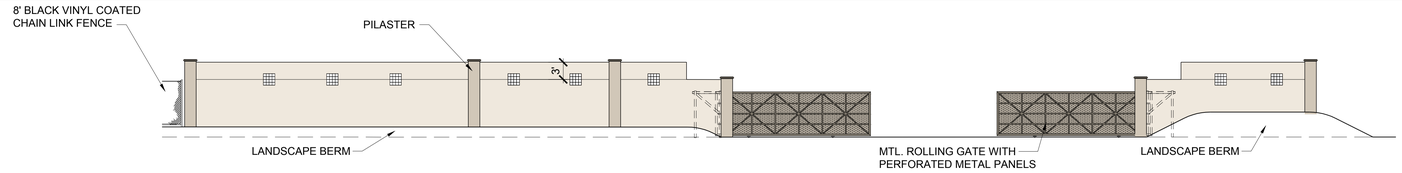

BLDG. 2 - SCREEN WALL NORTH ELEVATION 3 SCALE: 3/32" = 1'-0"

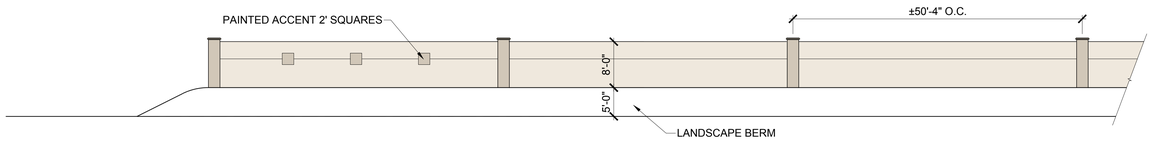

BLDG. 1 - SCREEN WALL ADJ. DETENTION BASIN 7 SCALE: 3/32" = 1'-0"

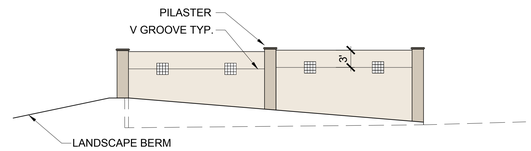

BLDG. 1 - SCREEN WALL RETURN ELEV. 6 SCALE: 3/32" = 1'-0"

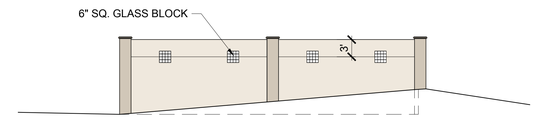

BLDG. 1 - SCREEN WALL RETURN ELEV. 5 SCALE: 3/32" = 1'-0"

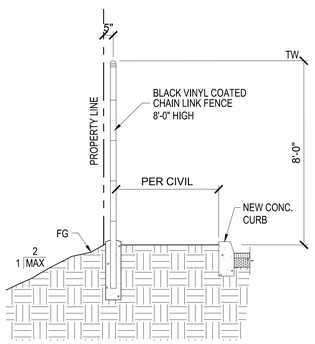

CHAIN LINK FENCE SECTION 10 SCALE: 3/32" = 1'-0"

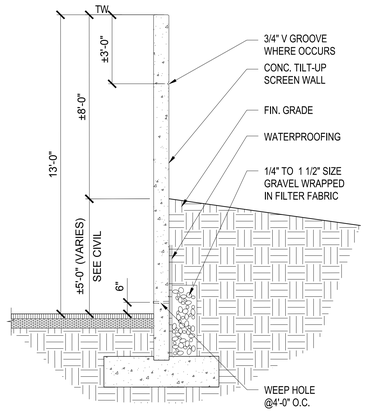

B SCREEN WALL SECTION

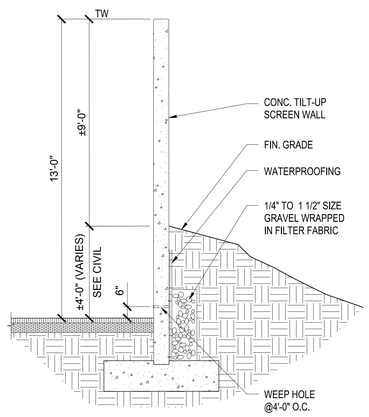

A SCREEN WALL SECTION

TRUCK COURT SIDE

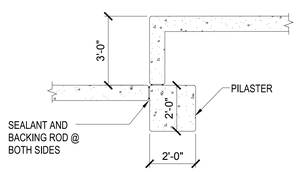

B PLAN SECTION AT WALL OFFSET

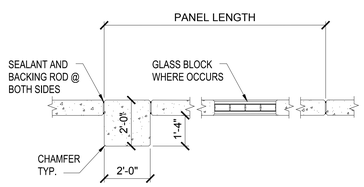

A PLAN SECTION

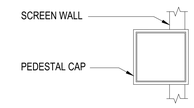

3 CAP VIEW

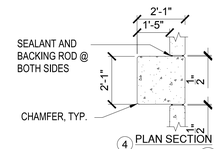

4 PLAN SECTION

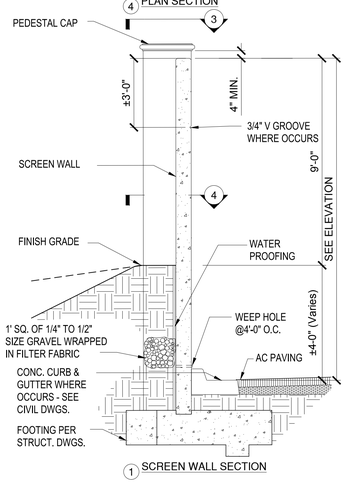

1 SCREEN WALL SECTION

TYPICAL SCREEN WALL DETAILS 9 SCALE: 3/32" = 1'-0"

TYPICAL SCREEN WALL DETAILS 8 SCALE: 3/32" = 1'-0"

This Document, Either in Drawing or the Assemblage of Drawings and Other Documents, Is the Property of Commerce Construction Co., L.P. ("Commerce") and Is Not Transferable. Commerce Retains All Rights, Including Copyright, Therein. Any Reproduction, Distribution, Modification, Or Other Use Without the Written Consent of Commerce. This Document Is Provided Solely for Use by Commerce and Its Agents and Is Not Intended for Any Other Person or Entity. Any Person or Organization Making Use of Or Relying Upon This Document Agrees to Indemnify Commerce for Any Loss Or Damage Caused by Such Use or Reliance. Any Reproduction Or Distribution of Or Reliance Upon Any Electronic Versions of Digital Data from This Document Shall Be Deemed Acceptance of the Terms and Conditions as Set Forth Herein.

REVISIONS	BY	DATE

REVISIONS	BY	DATE
2ND PLANNING SUBMITTAL	SDG	3-14-2019
3rd PLANNING SUBMITTAL	SDG	6-10-2019
4th PLANNING SUBMITTAL	SDG	9-12-2019

COMMERCE CONSTRUCTION CO., L.P.
13191 Crossroads Parkway North
Sixth Floor
City of Industry, California 91746-3497
Telephone: (562) 699-0453
License No. 723302

CONCRETE SCREEN WALL ELEVATIONS

BUILDINGS NO. 1 & 2
MAJESTIC CHINO HERITAGE
CHINO, CA.

Drawing Plot Bar
0" 1"
Use this plot bar to confirm drawing has not been reduced or enlarged from original. If this plot bar is not exactly 1 inch long the physical size of drawing has changed.

DRAWN BY	DATE
SDG	11-27-2018

CCC JOB NO.
6720

SHEET NO.
A6.1

M:\Sketches\6720 Mountain & Bickmore\6720-sw-28.1 - 5th Planning Submittal-Front Parking-A9.07.dwg