

Exhibit C - Schedule of Rates

RESOLUTION NO. 2025-020

**A RESOLUTION OF THE CITY COUNCIL OF THE CITY OF CHINO,
CALIFORNIA, CONFIRMING THE ANNUAL ADJUSTMENT TO THE
INTEGRATED WASTE MANAGEMENT SERVICE RATES EFFECTIVE
JULY 1, 2025**

WHEREAS, the City of Chino ("City") entered into a franchise agreement with USA Waste of California, Inc., dba Waste Management ("Franchisee"), for the provision of integrated waste management services, including the collection and disposal of refuse, recyclables, and organic waste, effective May 16, 2017; and

WHEREAS, the franchise agreement allows for annual adjustments to the service components of the rates based on changes in the Water, Sewer, Trash (WST) Index; and

WHEREAS, for the 12-month period from December 2024 through December 2025, the WST Index increased by 4.99%; and

WHEREAS, in accordance with the franchise agreement, a 4% adjustment, the maximum allowed under the contract, has been applied to the service components of the rates for commercial/industrial, compactor, residential, and ancillary services, as detailed in the updated rate schedule (Exhibit A); and

WHEREAS, the disposal components of the integrated waste management rates, specifically landfill tipping fees and green/organic waste processing fees, are based on actual historical tonnage and vendor rates, and are passed through to customers to ensure full cost recovery; the landfill tipping fees are set by Riverside County, and the green/organic waste processing rates are established by the designated processor under contract with the Franchisee; and


WHEREAS, the City has complied with the procedural requirements of Proposition 218, including the provision of mailed notice to affected ratepayers and the opportunity for public comment during a duly noticed public hearing held on June 6, 2023, regarding the proposed rate adjustments; and

WHEREAS, the adjusted rates are necessary to ensure full cost recovery for landfill disposal, green waste processing, utility billing, and compliance with State-mandated recycling and diversion programs, thereby maintaining the fiscal sustainability of the City's integrated waste management system.

**NOW, THEREFORE, THE CITY COUNCIL OF THE CITY OF CHINO DOES HEREBY
RESOLVE AS FOLLOWS:**



1. Confirmation of Rate Adjustment. The City Council hereby confirms and approves a 4% increase to the service components of the integrated waste management service rates, effective July 1, 2025, as outlined in the updated rate schedule attached hereto as Exhibit A.
2. Franchise Agreement Compliance. The rate adjustment is consistent with the terms of the franchise agreement between the City and the Franchisee, specifically the provision allowing for annual adjustments based on the WST Index, with a 4% cap.
3. Proposition 218 Compliance. The City Council finds that all procedural requirements of Proposition 218 have been satisfied, including the provision of notice and an opportunity for public input.
4. Effective Date. The fees shall take effect on July 1, 2025.

APPROVED AND ADOPTED THIS 20th DAY OF MAY 2025.



CURTIS BURTON, MAYOR PRO TEM

ATTEST:



NATALIE GONZAGA, CITY CLERK

STATE OF CALIFORNIA)
COUNTY OF SAN BERNARDINO) §.
CITY OF CHINO)

I, Natalie Gonzaga, City Clerk of the City of Chino, do hereby certify that the foregoing Resolution was duly adopted by the City Council at a regular meeting held on the 20th day of May 2025, by the following votes:

AYES: COUNCIL MEMBERS: LUCIO, FLORES, COMSTOCK, BURTON

NOES: COUNCIL MEMBERS: NONE.

ABSENT: COUNCIL MEMBERS: ULLOA



NATALIE GONZAGA, CITY CLERK

Attachment: Exhibit A – Schedule of Rate Integrated Waste Management Services

Fiscal Year 2025-26 Integrated Waste Management Services
Residential, Commercial & Roll-Off Services (Effective July 1, 2025)

<u>Landfill & Organics Tipping Fee (Pass-Through)</u>	<u>Current</u>	<u>FY 2025-26</u>	<u>Increase</u>
Riverside County Disposal Fee Commercial / Industrial (per ton)	\$ 53.86	\$ 55.83	3.7%
Riverside County Disposal Fee Residential (per ton)	\$ 46.00	\$ 47.66	3.6%
Green Waste Processing Fee (per ton)	\$ 99.20	\$ 108.33	9.2%
<u>Residential Service Offerings</u>	<u>Current</u>	<u>FY 2025-26</u>	<u>Increase</u>
Single Family Rate (3-Cart / 96-Gallon)	\$ 36.97	\$ 38.82	5.0%
Senior Citizen Rate (3-Cart / 96 or 64-Gallon)	\$ 32.45	\$ 34.06	5.0%
Low Volume Generator Rate (3-Cart / 64-Gallon)	\$ 32.45	\$ 34.06	5.0%
<u>Residential Service Ancillary Fees</u>	<u>Current</u>	<u>FY 2025-26</u>	<u>Increase</u>
Additional Refuse Container	\$ 8.16	\$ 8.49	4.0%
Additional Green Waste Container	\$ 3.18	\$ 3.31	4.0%
Additional Recycling Container	\$ 4.46	\$ 4.64	4.0%
First Time Delivery of Carts	\$ 14.72	\$ 15.31	4.0%
Exchange of Carts	\$ 24.49	\$ 25.47	4.0%
Burned Carts	\$ 121.71	\$ 126.58	4.0%
Re-instatement Delivery	\$ 31.63	\$ 32.89	4.0%
Temporary Bin Service (3-yard, 1-week)	\$ 159.57	\$ 165.82	3.9%
Extra Temporary Bin Pickup	\$ 37.65	\$ 39.16	4.0%
Bulky Item Pick-Up First Item	\$ 40.84	\$ 42.47	4.0%
Each Additional Item	\$ 24.50	\$ 25.48	4.0%
E-Waste Pick-Up	\$ 32.67	\$ 33.97	4.0%
Residential Set-Up Fee	\$ 19.16	\$ 19.93	4.0%
Scout Collection	1.5x the Residential Rate		
Contamination Fee	\$ 16.38	\$ 17.04	4.0%
Overage Fee	\$ 27.30	\$ 28.39	4.0%
<u>Commercial Service Ancillary Fees</u>	<u>Current</u>	<u>FY 2025-26</u>	<u>Increase</u>
Temp Bin 3-Yard, serviced 1x	\$ 129.33	\$ 134.50	4.0%
Temp Bin Extra Pickup	\$ 37.65	\$ 39.16	4.0%
Temp Bin Extra Week	\$ 37.65	\$ 39.16	4.0%
Haul and Call	\$ 36.34	\$ 37.79	4.0%
Commercial Bulky Item Pickup	\$ 38.18	\$ 39.71	4.0%
Commercial Valet	\$ 65.35	\$ 67.96	4.0%
First Time Delivery of Bins (per bin)	\$ 18.89	\$ 19.65	4.0%
Bin Exchange (per bin)	\$ 65.35	\$ 67.96	4.0%
Lost or Stolen Bin	\$ 876.27	\$ 911.32	4.0%
Burned Bin	\$ 490.20	\$ 509.81	4.0%
Bin Repair	Actual Cost		
Replacement Lock	\$ 43.71	\$ 45.46	4.0%
Replacement Key	\$ 8.38	\$ 8.72	4.0%
Overage Fee	\$ 92.58	\$ 96.28	4.0%
Reinstatement Delivery Fee	\$ 145.10	\$ 150.90	4.0%
Commercial Set-Up Fee	\$ 29.82	\$ 31.01	4.0%
Commercial Cart Service	\$ 47.44	\$ 49.34	4.0%
Contamination Fee	\$ 54.02	\$ 56.18	4.0%

<u>Commercial Service Ancillary Fees (Continued)</u>	<u>Current</u>	<u>FY 2025-26</u>	<u>Increase</u>
Extra Trip Charge	\$ 102.77	\$ 106.88	4.0%
<i>Manual Locking Lids</i>	<u>Current</u>	<u>FY 2025-26</u>	<u>Increase</u>
Serviced 1x per week	\$ 14.64	\$ 15.23	4.0%
Serviced 2x per week	\$ 24.12	\$ 25.08	4.0%
Serviced 3x per week	\$ 33.58	\$ 34.92	4.0%
Serviced 4x per week	\$ 43.10	\$ 44.82	4.0%
Serviced 5x per week	\$ 52.55	\$ 54.65	4.0%
Serviced 6x per week	\$ 56.41	\$ 58.67	4.0%
<i>Bin Push Charges Monthly, per Container</i>	<u>Current</u>	<u>FY 2025-26</u>	<u>Increase</u>
<i>(Fees apply based on service frequency, up to 6x per week)</i>			
26-50 feet	\$ 12.28	\$ 12.77	4.0%
51-75 feet	\$ 15.80	\$ 16.43	4.0%
76-100 feet	\$ 17.52	\$ 18.22	4.0%
101-125 feet	\$ 19.28	\$ 20.05	4.0%
126-150 feet	\$ 21.03	\$ 21.87	4.0%
151-175 feet	\$ 22.81	\$ 23.72	4.0%
176-200 feet	\$ 24.52	\$ 25.50	4.0%
over 200 feet	\$ 26.26	\$ 27.31	4.0%
<u>Commercial Organics Service (64-Gallon Cart)</u>	<u>Current</u>	<u>FY 2025-26</u>	<u>Increase</u>
Serviced 1x per week	\$ 72.50	\$ 75.40	4.0%
Serviced 2x per week	\$ 145.01	\$ 150.81	4.0%
Serviced 3x per week	\$ 217.50	\$ 226.20	4.0%
Serviced 4x per week	\$ 290.04	\$ 301.64	4.0%
Serviced 5x per week	\$ 362.51	\$ 377.01	4.0%
Serviced 6x per week	\$ 435.03	\$ 452.43	4.0%
Organics Extra Pickup (per cart)	\$ 111.09	\$ 115.53	4.0%
<u>Roll-Off Service</u>	<u>Current</u>	<u>FY 2025-26</u>	<u>Increase</u>
Roll-Off Delivery Fee	\$ 105.60	\$ 109.82	4.0%
Roll-Off Rental	\$ 195.34	\$ 203.15	4.0%
Roll-Off Pick-Up	\$ 109.91	\$ 114.31	4.0%
Disposal (5.3 tons x Disposal fee per ton)	\$ 285.43	\$ 295.90	3.7%
Overage Charge (per ton)	\$ 53.86	\$ 55.83	3.7%
Recycling Admin Fee (13.67% per ton)	\$ 7.36	\$ 7.63	3.7%
Extra Trip Charge (per bin)	\$ 105.71	\$ 109.94	4.0%
Roll-Off Set-Up Fee	\$ 29.82	\$ 31.01	4.0%
Roll-Off Inactivity /Minimum Pull Fee	\$ 189.62	\$ 197.20	4.0%
Roll-Off Relocation Fee	\$ 102.17	\$ 106.26	4.0%
<u>Compactor Service</u>	<u>Current</u>	<u>FY 2025-26</u>	<u>Increase</u>
Compactor Pickup	\$ 327.83	\$ 340.94	4.0%
Disposal (7.5 tons x Disposal fee per ton)	\$ 403.91	\$ 418.73	3.7%
Recycling Admin Fee (13.67% on 7.5 tons)	\$ 55.21	\$ 57.24	3.7%

[Commercial, Roll-Off & Compactor Rate Tables Attached]

Fiscal Year 2025-26 Integrated Waste Management Services
Commercial, Roll-Off, & Compactor Services

Commercial/Multi-Family Services (Refuse Only)

Service Frequency	2 Cubic Yard Bin				
	Collection	Disposal	Recycling Admin	Recycling Fee	Monthly Rate
1	\$ 104.42	\$ 24.17	\$ 3.30	\$ 0.26	\$ 132.15
2	\$ 173.31	\$ 48.35	\$ 6.61	\$ 0.52	\$ 228.79
3	\$ 242.18	\$ 72.53	\$ 9.91	\$ 0.78	\$ 325.40
4	\$ 311.09	\$ 96.70	\$ 13.22	\$ 1.04	\$ 422.05
5	\$ 379.98	\$ 120.87	\$ 16.52	\$ 1.30	\$ 518.67
6	\$ 448.87	\$ 145.05	\$ 19.83	\$ 1.56	\$ 615.31
Extra Pickup	\$ 43.83	\$ 5.70	\$ 0.78	\$ 0.26	\$ 50.57

Service Frequency	3 Cubic Yard Bin				
	Collection	Disposal	Recycling Admin	Recycling Fee	Monthly Rate
1	\$ 124.32	\$ 36.28	\$ 4.96	\$ 0.26	\$ 165.82
2	\$ 206.37	\$ 72.53	\$ 9.91	\$ 0.52	\$ 289.33
3	\$ 288.46	\$ 108.79	\$ 14.87	\$ 0.78	\$ 412.90
4	\$ 370.53	\$ 145.05	\$ 19.83	\$ 1.04	\$ 536.45
5	\$ 452.61	\$ 181.32	\$ 24.79	\$ 1.30	\$ 660.02
6	\$ 534.67	\$ 217.58	\$ 29.74	\$ 1.56	\$ 783.55
Extra Pickup	\$ 46.92	\$ 8.60	\$ 1.18	\$ 0.26	\$ 56.96

Service Frequency	4 Cubic Yard Bin				
	Collection	Disposal	Recycling Admin	Recycling Fee	Monthly Rate
1	\$ 144.16	\$ 48.35	\$ 6.61	\$ 0.26	\$ 199.38
2	\$ 239.32	\$ 96.70	\$ 13.22	\$ 0.52	\$ 349.76
3	\$ 334.48	\$ 145.05	\$ 19.83	\$ 0.78	\$ 500.14
4	\$ 429.66	\$ 193.41	\$ 26.44	\$ 1.04	\$ 650.55
5	\$ 524.80	\$ 241.77	\$ 33.05	\$ 1.30	\$ 800.92
6	\$ 619.97	\$ 290.10	\$ 39.66	\$ 1.56	\$ 951.29
Extra Pickup	\$ 50.01	\$ 11.40	\$ 1.56	\$ 0.26	\$ 63.23

Service Frequency	5 Cubic Yard Bin				
	Collection	Disposal	Recycling Admin	Recycling Fee	Monthly Rate
1	\$ 164.11	\$ 60.45	\$ 8.26	\$ 0.26	\$ 233.08
2	\$ 272.40	\$ 120.87	\$ 16.52	\$ 0.52	\$ 410.31
3	\$ 380.70	\$ 181.32	\$ 24.79	\$ 0.78	\$ 587.59
4	\$ 488.98	\$ 241.77	\$ 33.05	\$ 1.04	\$ 764.84
5	\$ 597.27	\$ 302.21	\$ 41.31	\$ 1.30	\$ 942.09
6	\$ 705.59	\$ 362.63	\$ 49.57	\$ 1.56	\$ 1,119.35
Extra Pickup	\$ 53.11	\$ 14.27	\$ 1.95	\$ 0.26	\$ 69.59

**Fiscal Year 2025-26 Integrated Waste Management Services
Commercial, Roll-Off, & Compactor Services**

Commercial/Multi-Family Services (Refuse Only) Continued

Service Frequency	6 Cubic Yard Bin				
	Collection	Disposal	Recycling Admin	Recycling Fee	Monthly Rate
1	\$ 183.98	\$ 72.53	\$ 9.91	\$ 0.26	\$ 266.68
2	\$ 305.40	\$ 145.05	\$ 19.83	\$ 0.52	\$ 470.80
3	\$ 426.81	\$ 217.58	\$ 29.74	\$ 0.78	\$ 674.91
4	\$ 548.23	\$ 290.10	\$ 39.66	\$ 1.04	\$ 879.03
5	\$ 669.66	\$ 362.63	\$ 49.57	\$ 1.30	\$ 1,083.16
6	\$ 791.08	\$ 435.15	\$ 59.49	\$ 1.56	\$ 1,287.27
Extra Pickup	\$ 56.20	\$ 17.11	\$ 2.34	\$ 0.26	\$ 75.91

Commercial Compactor Service

Service Frequency	2 Cubic Yard Compactor					
	Handling Charge	Collection	Disposal	Recycling Admin	Recycling Fee	Monthly Rate
1	\$ 30.82	\$ 104.41	\$ 72.53	\$ 9.91	\$ 0.26	\$ 217.93
2	\$ 51.38	\$ 173.28	\$ 145.06	\$ 19.83	\$ 0.52	\$ 390.07
3	\$ 71.95	\$ 242.17	\$ 217.58	\$ 29.74	\$ 0.78	\$ 562.22
4	\$ 92.51	\$ 311.04	\$ 290.10	\$ 39.66	\$ 1.04	\$ 734.35
5	\$ 114.02	\$ 379.94	\$ 362.63	\$ 49.57	\$ 1.30	\$ 907.46
6	\$ 133.63	\$ 448.82	\$ 435.18	\$ 59.49	\$ 1.56	\$ 1,078.68
Extra Pickup	\$ 30.82	\$ 43.83	\$ 17.10	\$ 2.34	\$ 0.26	\$ 94.35

Service Frequency	3 Cubic Yard Compactor					
	Handling Charge	Collection	Disposal	Recycling Admin	Recycling Fee	Monthly Rate
1	\$ 30.82	\$ 124.31	\$ 108.78	\$ 14.87	\$ 0.26	\$ 279.04
2	\$ 51.38	\$ 206.38	\$ 217.58	\$ 29.74	\$ 0.52	\$ 505.60
3	\$ 71.95	\$ 288.43	\$ 326.37	\$ 44.61	\$ 0.78	\$ 732.14
4	\$ 92.52	\$ 370.49	\$ 435.18	\$ 59.49	\$ 1.04	\$ 958.72
5	\$ 114.02	\$ 452.55	\$ 543.95	\$ 74.36	\$ 1.30	\$ 1,186.18
6	\$ 133.63	\$ 534.61	\$ 652.75	\$ 89.23	\$ 1.56	\$ 1,411.78
Extra Pickup	\$ 30.82	\$ 46.94	\$ 25.69	\$ 3.51	\$ 0.26	\$ 107.22

Service Frequency	4 Cubic Yard Compactor					
	Handling Charge	Collection	Disposal	Recycling Admin	Recycling Fee	Monthly Rate
1	\$ 30.82	\$ 144.16	\$ 145.06	\$ 19.83	\$ 0.26	\$ 340.13
2	\$ 51.38	\$ 239.34	\$ 290.10	\$ 39.66	\$ 0.52	\$ 621.00
3	\$ 71.95	\$ 334.50	\$ 435.18	\$ 59.49	\$ 0.78	\$ 901.90
4	\$ 92.52	\$ 429.68	\$ 580.22	\$ 79.32	\$ 1.04	\$ 1,182.78
5	\$ 114.02	\$ 524.85	\$ 725.28	\$ 99.15	\$ 1.30	\$ 1,464.59
6	\$ 133.63	\$ 620.01	\$ 870.33	\$ 118.97	\$ 1.56	\$ 1,744.50
Extra Pickup	\$ 30.82	\$ 50.01	\$ 34.24	\$ 4.68	\$ 0.26	\$ 120.01

**Fiscal Year 2025-26 Integrated Waste Management Services
Commercial, Roll-Off, & Compactor Services**

Commercial/Multi-Family Services (Recycle Only)

Service Frequency	4 Cubic Yard Bin	5 Cubic Yard Bin	6 Cubic Yard Bin
1	\$ 144.79	\$ 164.87	\$ 184.92
2	\$ 240.56	\$ 273.97	\$ 307.28
3	\$ 336.36	\$ 383.04	\$ 429.64
4	\$ 432.15	\$ 492.11	\$ 551.98
5	\$ 527.92	\$ 601.19	\$ 674.35
6	\$ 623.73	\$ 710.28	\$ 796.69
Extra pickup	\$ 50.63	\$ 53.89	\$ 57.14

Franchise Fees Paid to the City = 10% of Gross Billings

Residential Rate Components

Residential Calculation	Current	Proposed	
Residential Landfill	26,688	27,222	tons
Green Waste / Organics	11,352	11,579	tons
Landfill Tipping Fee	\$ 46.00	\$ 47.66	cost per ton
Organics Tipping Fee	\$ 99.20	\$ 108.33	cost per ton
Residential Service	22,497	22,497	accounts

Est. Annual Landfill Costs	\$ 1,297,389
12 months	\$ 12
accounts	\$ 22,497
Landfill Component	\$ 4.81

Est. Annual Organics	\$ 1,254,336
12 months	\$ 12
accounts	\$ 22,497
Organics Component	\$ 4.65

Fiscal Year 2025-26 (New Rate Structure)	3-Cart	Senior
1. Landfill	\$ 4.81	\$ 3.12
2. Organics	\$ 4.65	\$ 4.65
3. WM Service Fee	\$ 20.76	\$ 18.75
4. Franchise Fee 12.5%	\$ 3.78	\$ 3.18
5. Billing Fee	\$ 2.68	\$ 2.68
6. Recycling Admin Fee	\$ 2.15	\$ 1.68
Proposed Rate	\$ 38.82	\$ 34.06
Current Rate	\$ 36.97	\$ 32.45
Max per Proposition 218	\$ 39.19	\$ 34.40