

# CITY OF CHINO

## MEMORANDUM

### ADMINISTRATION DEPARTMENT

DATE: May 22, 2025

TO: Honorable Mayor and Members of the City Council

FROM: Linda Reich, City Manager  
Kim Sao, Director of Finance

SUBJECT: FY 2025-26 Proposed Budget & 5-Year Capital Improvement Program (CIP) Budget

We are pleased to present the FY 2025-26 Proposed Operating and Capital Improvement Project Budget. Included with the budget is a 5-Year Capital Improvement Plan. This document is the product of many staff working collaboratively to align resources that are consistent with the City Council's priorities, while continuing to maintain fiscal responsibility. In the development of the City Council's budget, our team incorporated our organizational values, teamwork, and collaboration on tough decisions while focusing on the improvement of the community we serve.

At tonight's budget workshop, staff will present an overview of the FY 2025-26 Proposed Budget, including a breakdown of revenues, expenditures, and detailed presentations from each department. The City Council will have the opportunity to review and discuss the proposed budget, ask questions, and consider public input. This workshop will guide any necessary modifications to the Proposed Budget in preparation for its formal adoption, scheduled for the regular City Council meeting on June 17, 2025.

### **GENERAL FUND BUDGET OVERVIEW**

For Fiscal Year 2025-26, the proposed General Fund budget totals \$127,724,081 comprising \$99,977,861 for operating expenditures, \$287,000 for capital projects, and \$27,746,220 in transfers to other funds.

On the revenue side, the General Fund is projected to receive \$134,083,136 in operating revenues, along with \$1,841,662 in transfers in, bringing total available resources to \$135,924,798. As a result, the budget anticipates a surplus of \$8,200,717, reflecting the City's continued financial stability and responsible fiscal management

	Estimated	FY 2025-26 Budget			Estimated
	Fund Balance 7/1/2025	Revenues & Transfers In	Expenditures Transfers Out/CIP	Net Surplus/ (Deficit)	Fund Balance 6/30/2026
General Fund					
Unassigned Fund Balance	35,389,344	135,924,798	127,724,081	8,200,717	43,590,061
Non-Spendable Fund Balance	2,305,413	-	-	-	2,305,413
<b>Ending Fund Balance</b>	<b>\$ 37,694,757</b>	<b>\$ 135,924,798</b>	<b>\$ 127,724,081</b>	<b>\$ 8,200,717</b>	<b>\$ 45,895,474</b>

The surplus of \$8.2 million is primarily driven by new revenue from the Measure V sales tax, which took effect on July 1, 2024. This additional funding has allowed revenues to exceed expenditures, increasing the estimated ending fund balance from \$37,694,757 to \$45,895,474 by June 30, 2026.

During the budget process, staff conducted a comprehensive review of expenditures to identify potential cost savings and mitigate the risk of overspending. This approach reinforces the City's commitment to conservative budgeting, ensuring financial resources are allocated efficiently while maintaining long-term fiscal sustainability.

Additionally, City staff carefully examined operating expenditures to sustain existing services while preventing unnecessary budget growth. The City remains focused on avoiding reliance on one-time revenues, recognizing that long-term financial stability depends on aligning expenditures with ongoing revenue sources to preserve fiscal resilience in the years ahead.

### **Transfers In/Out**

Interfund transfers represent the movement of financial resources between funds. In FY 2025-26, of the \$27.7 million transfers out from the General Fund to other funds, \$24.1 million reflects ongoing allocations to support funds with operating revenue shortfalls, and the remaining \$3.6 million is for capital projects. For example, the Community Services Department has historically been categorized as a Special Revenue Fund, requiring annual General Fund transfers to offset funding gaps.

As part of the FY 2025-26 budget process, staff will evaluate fund structures and implement adjustments to minimize reliance on interfund transfers. Beginning in FY 2025-26, the Community Services program will transition to the General Fund, aligning it with standard budgeting practices applied to other General Fund departments. This change enhances transparency by presenting the full cost of General Fund operations more clearly, while also improving accounting efficiency by maintaining distinct and accountable financial sources and uses.

### **Fund Balance Summary**

On June 21, 2011, the City Council adopted a fund balance policy establishing a 15% operating reserve and an Emergency Contingency Reserve of up to \$10 million. While the policy allows for a higher emergency reserve, the City has maintained it at 2.5%, resulting in total reserves of 17.5%. This aligns with the Government Finance Officers Association's (GFOA) best practice of maintaining at least two months' worth of operating expenditure (16.7%) to address economic uncertainties. In accordance with the City's current policy, these reserves are classified as Unassigned Fund Balance in the Annual Comprehensive Financial Report (ACFR).

The table below summarizes the General Fund balance for the fiscal year ending June 30, 2024, along with projected estimates for 2025 and 2026. As of June 30, 2024, the audited unassigned fund balance is \$30.1 million, which includes an operating reserve of \$14.7 million and an emergency reserve of \$2.3 million, bringing the total reserves to \$17 million.

	6/30/2024	6/30/2025	6/30/2026
	FY2023-24	FY2024-25	FY2024-25
General Fund Balance	Audited	Estimated	Estimated
Unassigned	30,151,505	35,389,344	43,590,061
Non-Spendable	2,305,413	2,305,413	2,305,413
<b>Ending Fund Balance</b>	<b>\$ 32,456,918</b>	<b>\$ 37,694,757</b>	<b>\$ 45,895,474</b>

Staff plans to evaluate potential revisions to the fund balance policy, including the reclassification of reserves and the establishment of new target levels, should the City Council opt to pursue changes. These adjustments would aim to enhance financial flexibility while maintaining prudent fiscal safeguards.

## Employee Position Updates

For Fiscal Year 2025-26, the Proposed Budget includes several position adjustments for City Council consideration, with an associated fiscal impact of \$135,566 in salaries and benefits. These changes reflect necessary staffing modifications to ensure operational efficiency while maintaining financial oversight.

Dept	Proposed Position Changes	Action Taken	Major Funding Source	Salary & Benefits Cost
<b>Position Changes</b>				
Police	Crime Analyst	PT to FT	General Fund	129,700
Police	Projected Part-Time Salary Savings	Remove PT	General Fund	(86,086)
				43,614
<b>New Part-Time Positions (Due to addition of new park)</b>				
PW	PT Grounds Maintenance Worker	Add PT	General Fund	58,826
<b>Reclassification</b>				
PW	Management Aide to Management Assistant	FT to FT	Enterprise Fund	20,707
	Facilities Maintenance Technician to Facilities		Building Mgmt.	
CSPR	Maintenance Lead Technician	FT to FT	Fund	12,419
				33,126
<b>Retitle</b>				
Admin	Management Assistant to Community Liaison	No Change	General Fund	-
Admin	Management Analyst to Economic Development Analyst	No Change	General Fund	-
Finance	Billing Manager to Revenue Manager	No Change	Enterprise Fund	-
<b>Net Cost to City</b>				<b>\$ 135,566</b>

## OTHER FUNDS

### Special Revenue Funds

Special Revenue Funds are designated to account for revenues that are legally restricted or committed to specific purposes. Unlike the General Fund, which supports a broad range of municipal functions, Special Revenue Funds are used exclusively for defined programs or services, ensuring that financial resources are allocated appropriately and transparently. These

funds often rely on dedicated revenue sources such as grants, taxes, or fees that must be used for their intended purpose.

The City allocates a substantial portion of General Fund dollars to subsidize essential programs within Special Revenue Funds, including Community Services Parks & Recreation, Transportation, and Landscape Maintenance.

- **Community Services Parks & Recreation** has a wide variety of programs encompassing youth sports, senior, teens, camps, counseling services, and special programs that provide support to individuals facing mental health challenges or substance abuse issues.
- **Transportation Programs** focus on maintaining city streets and enhancing traffic flow to improve mobility and infrastructure efficiency.
- **Landscape Maintenance** ensures thoroughfares and neighborhood streets are well-maintained and aesthetically enhanced through proper landscaping efforts.

For Fiscal Year 2025-26, total Special Revenue expenditures, including transfers out and capital projects, amount to \$78,399,497, while total revenue and transfers in total \$107,081,969. Transfers In of \$24.1 come from the City's General Fund to support these services. This financial commitment reflects the City's ongoing effort to sustain critical public services while balancing funding needs across various programs.

## Enterprise Funds

For Fiscal Year 2025-26, the total Enterprise Fund budget includes expenditures, capital projects, and transfers out totaling \$72,953,961, while operating revenues and transfers in total \$85,798,199, resulting in a net surplus of \$12,844,238. The City's Enterprise Funds support essential utility services, including water, sewer, storm drain, and sanitation, ensuring reliable service for residents and businesses. These services are funded through monthly utility rates charged to customers to cover both operational costs and capital improvements, while sanitation utility rates are designed to cover operational costs only.

To maintain the long-term financial sustainability of these utility services, the City will conduct a comprehensive rate study during FY 2025-26. This analysis is critical to ensure that utility rates remain sufficient to cover rising operational expenses, infrastructure maintenance, and future capital investment needs. By evaluating revenue adequacy, cost recovery, and rate structures, the study will provide a transparent and equitable framework for setting rates that support high-quality service while minimizing financial strain on ratepayers.

Additionally, the City is committed to maintaining and improving the infrastructure necessary to deliver utility services efficiently. As of FY 2024-25, \$31 million has been appropriated for water capital improvements to enhance system reliability, address aging infrastructure, and support long-term sustainability. For FY 2025-26, an additional \$201,000 has been requested to further these efforts and ensure continued investment in critical water infrastructure.

### **Internal Service Funds**

The City's Internal Service Funds are used to allocate costs for centralized services across various departments, ensuring that each department contributes proportionally based on the services it receives. The City's Internal Service Funds include Central Services, Liability Insurance, Employee Benefits, Building Management, and the Equipment Management Fund. These funds are replenished annually to cover operational expenses and provide financial stability for unexpected costs.

As of June 30, 2026, the Internal Service Funds are projected to have a combined total fund balance of \$21.4 million. City staff will continue to evaluate these funds to ensure they maintain an adequate balance to meet long-term financial needs while supporting essential municipal operations.

### **Conclusion**

The FY 2025-26 Proposed Budget reflects the City's commitment to fiscal responsibility, sustainable financial planning, and continued investment in essential services. Through prudent budgeting practices, strategic resource allocation, and a focus on long-term financial stability, the City ensures the efficient delivery of services while maintaining accountability and transparency.

Staff will incorporate any revisions directed by the City Council and finalize the budget for adoption at the regular City Council meeting on June 17, 2025.

# FUND BALANCE SUMMARY

## FY 2025-26 Proposed Budget

Fund No.	Fund Description	Estimated Beg. Balance 7/1/25	Total Revenues	Operating Expenditures	Capital Projects	Transfers In	Transfers Out	Net Surplus/ (Deficit)	Estimated Fund Balance 6/30/26
100	<b>General Fund</b>								
	Unassigned (Available)	15,515,367	134,083,136	99,690,861	287,000	1,841,662	(27,746,220)	8,200,717	23,716,084
	Assigned - Capital Projects (CA)	2,711,000	-	-	-	-	-	-	2,711,000
	Assigned - Successor Agency (101)	73,589	-	-	-	-	-	-	73,589
	Committed - Operating Reserve	14,748,323	-	-	-	-	-	-	14,748,323
	Committed - Disaster Emergency Reserve (108)	2,341,066	-	-	-	-	-	-	2,341,066
	Non-Spendable	2,305,413	-	-	-	-	-	-	2,305,413
	<b>Subtotal - General Fund</b>	<b>37,694,757</b>	<b>134,083,136</b>	<b>99,690,861</b>	<b>287,000</b>	<b>1,841,662</b>	<b>(27,746,220)</b>	<b>8,200,717</b>	<b>45,895,474</b>
102	Local Public Safety (102)	-	1,357,500	-	-	-	(1,357,500)	-	-
105	Traffic Safety (105)	-	72,400	-	-	-	(72,400)	-	-
120	Asset Forfeit/Dept Of Justice	747,427	22,000	-	-	-	-	22,000	769,427
121	Asset Forfeit/Dept Of Treasury	206,984	5,800	-	-	-	-	5,800	212,784
122	Asset Forfeit/State Of Calif	49,159	1,900	-	-	-	-	1,900	51,059
123	Asset Forfeit/State 15% Drug	13	-	-	-	-	-	-	13
130	AB 3229-State GrantCOPS	768,314	21,000	-	-	-	-	21,000	789,314
135	Justice Assistance Grant	-	-	-	-	-	-	-	-
220	DIF Bridges/Signals/Thoroughfare	26,903,577	2,483,574	-	-	-	(11,071,940)	(8,588,366)	18,315,211
231	DIF Law	4,412,170	499,943	-	-	-	(2,703,336)	(2,203,393)	2,208,777
232	DIF Fire	179,037	684,609	-	-	-	-	684,609	863,646
233	DIF General	3,591,129	226,167	-	-	-	-	226,167	3,817,296
234	DIF Library	548,134	15,000	-	-	-	-	15,000	563,134
240	DIF Comm/Industrial	494,341	13,000	-	-	-	-	13,000	507,341
245	DIF Community	3,438,031	176,880	-	-	-	-	176,880	3,614,911
253	DIF Water	(268,517)	525,830	-	-	-	-	525,830	257,313
254	DIF Sewer	4,261,064	226,694	-	-	-	-	226,694	4,487,758
255	DIF Storm	1,454,844	522,574	-	-	-	(500,000)	22,574	1,477,418
260	DIF Brgd/Sgnl/Thoroughfare Preserve	11,112,658	6,058,133	-	-	-	(7,058,587)	(1,000,454)	10,112,204
261	DIF Water Preserve	2,281,119	4,492,644	-	-	-	-	4,492,644	6,773,763
262	DIF Sewer Preserve	653,558	1,783,910	-	-	-	-	1,783,910	2,437,468
263	DIF Storm Preserve	4,365,764	4,355,038	-	-	-	(1,721,097)	2,633,941	6,999,705
264	DIF Library Preserve	310,004	8,700	-	-	-	-	8,700	318,704
265	DIF Public Preserve	3,901,397	2,348,760	-	-	-	-	2,348,760	6,250,157
266	DIF Misc Preserve	2,332,461	724,866	-	-	-	-	724,866	3,057,327
270	DIF Congestion Mitigation	8,987,644	256,000	-	-	-	-	256,000	9,243,644
310	City Afford Housing	10,606,275	335,911	1,211,634	-	-	-	(875,723)	9,730,552
311	Neighborhood Stabilization	49,131	-	-	-	-	-	-	49,131
320	Transportation	1,110,473	984,134	12,031,184	193,000	30,080,950	-	18,840,900	19,951,373
321	Transportation Tax (T.D.A.)	771	-	-	-	-	-	-	771
322	Measure I 2010-2040	4,036,107	2,518,000	1,126,020	557,020	-	(1,200,000)	(365,040)	3,671,067
324	Gas Tax	-	2,648,511	-	-	-	(2,648,511)	-	-
325	SCAQMD Trust	860,771	158,000	8,500	-	-	-	149,500	1,010,271
326	Highway Safety Improvement	35,314	900	-	-	-	-	900	36,214
327	S.B.1 Road Maint. Rehab Acct	2,002,135	2,465,133	3,428,733	996,000	-	-	(1,959,600)	42,535

# FUND BALANCE SUMMARY

## FY 2025-26 Proposed Budget

Fund No.	Fund Description	Estimated Beg. Balance 7/1/25	Total Revenues	Operating Expenditures	Capital Projects	Transfers In	Transfers Out	Net Surplus/ (Deficit)	Estimated Fund Balance 6/30/26
328	Measure I Arterial Subprogram	(1,685,667)	4,161,941	-	-	-	-	4,161,941	2,476,274
329	Capital Comm Transportation	205,469	-	-	-	-	(205,469)	(205,469)	-
330	Community Services	534,629	5,219,404	14,584,781	-	9,218,714	-	(146,663)	387,966
340	Park Fund	663,596	2,427,462	1,482,999	1,112,000	2,507,278	-	2,339,741	3,003,337
341	Park Fund Preserve	11,367,774	5,440,576	-	-	-	(1,075,000)	4,365,576	15,733,350
345	Public Education Govt (PEG)	809,294	27,000	135,000	-	-	(111,722)	(219,722)	589,572
349	Capital Comm Park	871,292	-	-	-	-	(871,292)	(871,292)	0
350	Comm Dev Block Grant	77,208	1,179,250	631,080	70,000	-	-	478,170	555,378
360	Landscape & Lighting Fund	-	-	8,833,551	-	8,820,949	-	(12,602)	(2,058)
361	Assessment District Fund	-	676,522	1,221,141	-	542,561	-	(2,058)	1,316,166
370	Home Investment Partnerships	1,280,166	36,000	-	-	-	-	36,000	821,475
375	Cal Home Fund	281,624	719,851	180,000	-	-	-	539,851	1,113,025
380	RMP Environmental	1,083,025	30,000	-	-	-	-	30,000	25,939,329
433	C.F.D. 2003-3 LEWIS	25,939,329	-	-	-	-	-	-	191,207
439	C.F.D. 2005-1 COLLEGE PK AREA1	191,207	-	-	-	-	-	-	579,154
441	C.F.D. 2006-1	579,154	-	-	-	-	-	-	730,514
442	C.F.D. 2006-3	730,514	-	-	-	-	-	-	742,342
443	C.F.D. 2016-1 K.B. HOMES	742,342	-	-	-	-	-	-	573,994
444	C.F.D. 2016-2 LENNAR	573,994	-	-	-	-	-	-	-
445	C.F.D. 2019-1 THE LANDINGS	-	-	-	-	-	-	-	-
446	C.F.D. 2021-1 APPESETCHE	3,068,919	-	-	-	-	-	-	3,068,919
<b>Subtotal - Special Revenue Funds</b>		<b>146,745,159</b>	<b>55,911,517</b>	<b>44,874,623</b>	<b>2,928,020</b>	<b>51,170,452</b>	<b>(30,596,854)</b>	<b>28,682,472</b>	<b>175,427,631</b>
520	Water	73,273,316	48,528,019	35,594,831	201,000	-	(663,855)	12,068,333	85,341,649
530	Sewer	13,128,172	17,269,580	18,251,185	2,000,000	-	(170,000)	(3,151,605)	9,976,567
531	Sewer Lift Station	363,213	252,500	265,000	-	-	-	(12,500)	350,713
540	Storm Drain	5,799,694	4,982,500	4,530,100	-	2,221,098	(49,650)	2,623,848	8,423,542
550	Sanitation/Street Sweeping	3,712,632	12,544,502	11,228,340	-	-	-	1,316,162	5,028,794
<b>Subtotal - Enterprise Funds</b>		<b>96,277,025</b>	<b>83,577,101</b>	<b>69,869,456</b>	<b>2,201,000</b>	<b>2,221,098</b>	<b>(883,505)</b>	<b>12,844,238</b>	<b>109,121,263</b>
610	Central Services	3,115,922	4,325,421	4,825,420	-	-	-	(499,999)	2,615,923
630	Liability Insurance	3,381,323	5,565,843	5,712,075	-	-	-	(146,232)	3,235,091
640	Employee Benefits	8,781,540	25,463,483	30,991,511	-	-	-	(5,528,028)	3,253,512
650	Building Management (Operation)	(197,761)	9,850,849	7,671,473	1,000,000	3,050,000	(271,725)	3,957,651	3,759,890
659	Building Management (CIP)	2,100,000	-	-	-	-	(2,100,000)	(2,100,000)	-
660	Equipment Management	8,257,790	7,867,101	10,932,865	-	3,315,092	-	249,328	8,507,118
<b>Subtotal - Internal Services Funds</b>		<b>25,438,815</b>	<b>53,072,697</b>	<b>60,133,344</b>	<b>1,000,000</b>	<b>6,365,092</b>	<b>(2,371,725)</b>	<b>(4,067,280)</b>	<b>21,371,535</b>
401	Succr Agency-Admin/Capital Imp	1,923,048	75,000	-	-	-	(168,965)	(93,965)	1,829,083
703	RDA Ret	2,882,214	3,201,688	6,800	-	168,965	(3,336,603)	27,250	2,909,464
704	RDA Ret	(2,877)	-	3,336,603	-	3,336,603	-	-	(2,877)
<b>Subtotal Successor Agency</b>		<b>4,802,385</b>	<b>3,276,688</b>	<b>3,343,403</b>	<b>-</b>	<b>3,505,568</b>	<b>(3,505,568)</b>	<b>(66,715)</b>	<b>4,735,670</b>
<b>Grand Total City</b>		<b>310,958,142</b>	<b>329,921,139</b>	<b>277,911,687</b>	<b>6,416,020</b>	<b>65,103,872</b>	<b>(65,103,872)</b>	<b>45,593,432</b>	<b>356,551,574</b>

## FUND BALANCE SUMMARY FY 2024-25 Year-End Projection

Fund No.	Fund Description	Beginning Fund Balance 7/1/2024 (Audited)	Total Revenues	Operating Expenditures	Capital Projects	Transfers In	Transfers Out	Net Surplus/ (Deficit)	Estimated Fund Balance 6/30/25
100	<b>General Fund</b>								
	Unassigned (Available)	10,302,998	128,187,624	98,035,154	287,000	8,661,129	(33,314,230)	5,212,369	15,515,367
	Assigned - Capital Projects (CA)	2,711,000	-	-	-	-	-	-	2,711,000
	Assigned - Successor Agency (101)	71,266	2,323	-	-	-	-	2,323	73,589
	Committed - Operating Reserve	14,748,323	-	-	-	-	-	-	14,748,323
	Committed - Disaster Emergency Reserve (108)	2,317,918	-	-	-	23,148	-	23,148	2,341,066
	Non-Spendable	2,305,413	-	-	-	-	-	-	2,305,413
	<b>Subtotal - General Fund</b>	<b>32,456,918</b>	<b>128,189,947</b>	<b>98,035,154</b>	<b>287,000</b>	<b>8,684,276</b>	<b>(33,314,230)</b>	<b>5,237,839</b>	<b>37,694,757</b>
102	Local Public Safety (102)	-	1,357,621	-	-	-	(1,357,621)	-	-
105	Traffic Safety (105)	-	72,544	-	-	-	(72,544)	-	-
120	Asset Forfeit/Dept Of Justice	634,022	279,976	166,571	-	-	-	113,405	747,427
121	Asset Forfeit/Dept Of Treasury	196,464	10,520	-	-	-	-	10,520	206,984
122	Asset Forfeit/State Of Calif	46,946	2,213	-	-	-	-	2,213	49,159
123	Asset Forfeit/State 15% Drug	13	-	-	-	-	-	-	13
130	AB 3229-State GrantCOPS	587,782	303,546	123,014	-	-	-	180,532	768,314
135	Justice Assistance Grant	6,266	24,141	30,407	-	-	-	(6,266)	-
220	DIF Bridges/Signals/Thoroughfare	30,172,458	1,767,912	-	-	-	(5,036,792)	(3,268,881)	26,903,577
231	DIF Law	4,144,513	267,657	-	-	-	-	267,657	4,412,170
232	DIF Fire	(7,233)	186,270	-	-	-	-	186,270	179,037
233	DIF General	3,460,192	130,937	-	-	-	-	130,937	3,591,129
234	DIF Library	530,545	17,589	-	-	-	-	17,589	548,134
240	DIF Comm/Industrial	478,478	15,863	-	-	-	-	15,863	494,341
245	DIF Community	2,990,903	447,128	-	-	-	-	447,128	3,438,031
253	DIF Water	(374,621)	106,104	-	-	-	-	106,104	(268,517)
254	DIF Sewer	4,095,138	165,926	-	-	-	-	165,926	4,261,064
255	DIF Storm	1,340,739	114,105	-	-	-	-	114,105	1,454,844
260	DIF Brdg/Sgnl/Thoroughfare Preserve	16,838,411	882,793	-	-	-	(6,608,546)	(5,725,753)	11,112,658
261	DIF Water Preserve	1,895,487	385,632	-	-	-	-	385,632	2,281,119
262	DIF Sewer Preserve	556,310	347,911	-	-	-	(250,663)	97,248	653,558
263	DIF Storm Preserve	4,017,498	439,596	-	-	-	(91,330)	348,266	4,365,764
264	DIF Library Preserve	300,056	9,948	-	-	-	-	9,948	310,004
265	DIF Public Preserve	3,609,138	292,259	-	-	-	-	292,259	3,901,397
266	DIF Misc Preserve	2,194,379	138,082	-	-	-	-	138,082	2,332,461
270	DIF Congestion Mitigation	8,696,494	291,150	-	-	-	-	291,150	8,987,644
310	City Afford Housing	10,648,109	1,062,099	1,103,933	-	-	-	(41,834)	10,606,275
311	Neighborhood Stabilization	49,131	-	-	-	-	-	-	49,131
320	Transportation	5,908,986	462,160	15,425,005	18,727,122	28,891,454	-	(4,798,513)	1,110,473
321	Transportation Tax (T.D.A.)	(357,901)	358,672	-	-	-	-	358,672	771
322	Measure I 2010-2040	3,809,955	2,472,019	-	1,076,619	-	(1,169,247)	226,152	4,036,107
324	Gas Tax	-	2,646,877	-	-	-	(2,646,877)	-	-
325	SCAQMD Trust	1,097,656	162,908	7,935	-	-	(391,858)	(236,885)	860,771
326	Highway Safety Improvement	34,181	1,133	-	-	-	-	1,133	35,314
327	S.B.1 Road Maint. Rehab Acct	1,828,529	2,382,995	-	2,209,389	-	-	173,606	2,002,135
328	Measure I Arterial Subprogram	(1,685,667)	435,478	435,478	-	-	-	-	(1,685,667)
329	Capital Comm Transportation	547,750	-	-	-	-	(342,281)	(342,281)	205,469
330	Community Services	534,840	5,761,289	13,043,360	-	7,281,859	-	(211)	534,629
340	Park Fund	2,106,148	2,998,649	276,982	6,546,990	2,323,772	-	(1,501,552)	663,596
341	Park Fund Preserve	10,506,390	861,384	-	-	-	-	861,384	11,367,774
345	Public Education Govt (PEG)	892,425	30,681	-	-	-	(113,812)	(83,131)	809,294
349	Capital Comm Park	269,886	-	-	-	630,000	(28,594)	601,406	871,292
350	Comm Dev Block Grant	-	442,318	80,033	285,077	-	-	77,208	77,208



## FUND BALANCE SUMMARY FY 2024-25 Year-End Projection

Fund No.	Fund Description	Beginning Fund Balance 7/1/2024 (Audited)	Total Revenues	Operating Expenditures	Capital Projects	Transfers In	Transfers Out	Net Surplus/ (Deficit)	Estimated Fund Balance 6/30/25
360	Landscape & Lighting Fund	-	-	8,233,214	-	8,233,214	-	-	-
361	Assessment District Fund	-	674,720	1,443,753	-	769,033	-	-	-
370	Home Investment Partnerships	1,239,087	41,079	-	-	-	-	41,079	1,280,166
375	Cal Home Fund	78,600	273,974	70,950	-	-	-	203,024	281,624
380	RMP Environmental	1,048,272	34,753	-	-	-	-	34,753	1,083,025
433	C.F.D. 2003-3 LEWIS	25,939,329	-	-	-	-	-	-	25,939,329
439	C.F.D. 2005-1 COLLEGE PK AREA1	191,207	-	-	-	-	-	-	191,207
441	C.F.D. 2006-1	579,154	-	-	-	-	-	-	579,154
442	C.F.D. 2006-3	730,514	-	-	-	-	-	-	730,514
443	C.F.D. 2016-1 K.B. HOMES	742,342	-	-	-	-	-	-	742,342
444	C.F.D. 2016-2 LENNAR	573,994	-	-	-	-	-	-	573,994
445	C.F.D. 2019-1 THE LANDINGS	-	-	-	-	-	-	-	-
446	C.F.D. 2021-1 APPESETCHE	3,068,919	-	-	-	-	-	-	3,068,919
<b>Subtotal - Special Revenue Funds</b>		<b>156,851,214</b>	<b>29,160,611</b>	<b>40,440,635</b>	<b>28,845,197</b>	<b>48,129,332</b>	<b>(18,110,165)</b>	<b>(10,106,055)</b>	<b>146,745,159</b>
520	Water	64,372,477	47,226,962	27,327,022	10,832,487	-	(166,614)	8,900,839	73,273,316
530	Sewer	11,707,309	16,773,603	15,144,081	309,323	250,663	(150,000)	1,420,863	13,128,172
531	Sewer Lift Station	346,700	252,853	236,340	-	-	-	16,513	363,213
540	Storm Drain	3,517,577	6,009,409	3,437,442	381,180	91,330	-	2,282,117	5,799,694
550	Sanitation/Street Sweeping	2,077,288	12,209,129	10,203,682	370,103	-	-	1,635,344	3,712,632
<b>Subtotal - Enterprise Funds</b>		<b>82,021,351</b>	<b>82,471,956</b>	<b>56,348,567</b>	<b>11,893,093</b>	<b>341,993</b>	<b>(316,614)</b>	<b>14,255,674</b>	<b>96,277,025</b>
610	Central Services	1,591,414	5,926,078	4,401,570	-	-	-	1,524,508	3,115,922
630	Liability Insurance	1,856,023	6,388,424	4,863,124	-	-	-	1,525,300	3,381,323
640	Employee Benefits	7,701,462	34,522,765	30,942,687	-	-	(2,500,000)	1,080,078	8,781,540
650	Building Management (Operation)	1,674,535	4,373,879	5,780,487	308,244	79,425	(236,869)	(1,872,296)	(197,761)
659	Building Management (CIP)	1,071,363	-	-	-	1,100,000	(71,363)	1,028,637	2,100,000
660	Equipment Management	11,271,456	7,356,022	6,583,903	-	714,215	(4,500,000)	(3,013,666)	8,257,790
<b>Subtotal - Internal Services Funds</b>		<b>25,166,253</b>	<b>58,567,168</b>	<b>52,571,771</b>	<b>308,244</b>	<b>1,893,640</b>	<b>(7,308,232)</b>	<b>272,562</b>	<b>25,438,815</b>
401	Succr Agency-Admin/Capital Imp	2,017,013	75,000	-	-	-	(168,965)	(93,965)	1,923,048
703	RDA Ret	2,815,879	3,245,921	8,200	-	168,965	(3,340,351)	66,335	2,882,214
704	RDA Ret	-	-	3,343,228	-	3,340,351	-	(2,877)	(2,877)
<b>Total Successor Agency</b>		<b>4,832,892</b>	<b>3,320,921</b>	<b>3,351,428</b>	<b>-</b>	<b>3,509,316</b>	<b>(3,509,316)</b>	<b>(30,507)</b>	<b>4,802,385</b>
<b>Grand Total City</b>		<b>301,328,628</b>	<b>429,900,549</b>	<b>250,747,555</b>	<b>41,333,535</b>	<b>62,558,558</b>	<b>(62,558,557)</b>	<b>9,629,514</b>	<b>310,958,142</b>

City of Chino				
FY 2025-26 Proposed Transfers				
Fund From	Fund	To	Description	Amount
				05/08/25
100 General	101	ROPS Administration	Transfer of Reserves to cover the Adm Costs of the ROPS	\$0.00
	108	Disaster Reserve	Transfer of Reserves to Maintain the 2.5% Reserve Policy	\$0.00
	320	Transportation	Transfer of Reserves to Backfill Transportation Maint.	\$5,791,814.65
	320	Transportation	Transfer of Fund Balance for B St Alley Maint & Water Main Replacement WA224	\$565,000.00
	320	Transportation	Transfer to Reserves for Traffic Signal Synchronization MS236	\$20,000.00
	320	Transportation	Transfer to Reserves for Traffic Cabinet Program MS191	\$329,868.28
	320	Transportation	Transfer to Reserves for CITYWIDE SLURRY SEAL 24-25 NC251	\$1,268,700.00
	320	Transportation	Transfer to Reserves for State Route 60 Improvement Project R7200	\$620,440.00
	320	Transportation	Transfer of Reserves for CA Pine Ave Connection ST061	\$0.00
	320	Transportation	Transfer of Reserves for Yorba Ave Street Improvements ST233	\$0.00
	320	Transportation	Transfer to Reserves for Local Street Rehabilitation FY24-Walnut Widening ST241	\$888,832.52
	320	Transportation	Transfer of Reserves for Euclid Ave. Bridge Project ST243	\$1,975,777.25
	320	Transportation	Transfer of Reserves for Kimball Avenue Median Improv ST244	\$0.00
	320	Transportation	Transfer to Reserves for Benson Ave Street Improvements-Asphalt ST252	\$0.00
	320	Transportation	Transfer to Reserves for Pedestrian Improvements Yorba/Walnut TR261	\$193,600.00
	320	Transportation	Transfer to Reserves for Alley/Sanitation Rehab FY21-22 SN221	\$1,412,706.00
	330	Community Services	Transfer of Reserves for the Community Services Fund	\$9,218,714.34
	340	Park Fund	Transfer of Reserves for Carolyn Owens Community Center Playground Project PK252	\$75,000.00
	340	Park Fund	Transfer of Reserves for Heritage Park Improvements PK261	\$100,000.00
	340	Park Fund	Transfer of Reserves for Shady Grove Improvements Project PK262	\$100,000.00
	360	Landscape/Lighting	Transfer of Reserves for the City Park Restroom's Restoration	\$0.00
	360	Landscape/Lighting	Transfer of Reserves for the Landscape and Lighting Fund	\$7,374,500.38
	360	LLMD- Maint. District	Transfer of Reserves for the City's Portion for 50% Perimeter Fair Share	\$1,174,724.00
	361	Assessment District	Transfer of Reserves for the Assessment District Backfill	\$542,561.20
	650	Bldg. Mgmt. Fund	Transfer of Reserves Transfer Switches at Senior Center/NAC/Community Building IB208	\$550,000.00
	650	Bldg. Mgmt. Fund	Transfer of Reserves Youth Museum Interior Improvements PF261	\$100,000.00
	650	Bldg. Mgmt. Fund	Transfer of Reserves Central Plant Replacement PF263	\$150,000.00
	650	Bldg. Mgmt. Fund	Transfer of Reserves Epic Facility Assessment/Design PF264	\$150,000.00
	650	Bldg. Mgmt. Fund	Transfer of Reserves for Cultural Arts Building PF233	\$40,484.91
100 General Fund Committed Transfers FY24-25 PROPOSED 40002	329	COMM Transportation	Transfer of Reserves for ROW ADA Improvements ST173	\$0.00
	349	COMM Park	Transfer of Reserves for Walnut Park Playground Improv. PK223	\$0.00
	659	COMM Building	Transfer of Reserves for City Hall Interior Access. Improv. PF210	\$0.00
102 Local Public Safety	100	General Fund	Reimburse General Fund Expenses	\$1,357,500.00
103 MEASURE V - SALES TAX	100	General Fund	Transfer of Reserves to General Fund for Measure V Related Items	\$0.00
105 Traffic Safety	100	General Fund	Reimburse General Fund Expenses	\$72,400.08
220 Transportation DIF	100	General Fund	Transfer of Reserves for Union Pacific Railroad R6221	\$24,112.82
	100	General Fund	Transfer of Reserves for TM Rubberized Emulsion Aggregate Slurry Project MS254-Meritage	\$0.00
	320	Transportation	Transfer of Reserves for Edison Ave. Improvements ST163	\$5,824,000.00
	320	Transportation	Transfer of Reserves for East End Railroad Improvements ST253	\$35,000.00
	320	Transportation	Transfer of Reserves for Kimball/EI Prado/Central Traffic Imp. Proj. ST222	\$150,000.00
	320	Transportation	Transfer of Reserves for CA Pine Ave Connection ST061	\$0.00
	320	Transportation	Transfer of Reserves for TSI Monte Vista and Walnut TR212	\$1,167,624.50
	320	Transportation	Transfer of Reserves for Merrill Ave. Widening, Interconnect, Euclid Ave Median Improv. R2501	\$3,109,337.83
	320	Transportation	Transfer of Reserves for FY25 Traffic Signal Interconnect Project TR251	\$250,000.00
	320	Transportation	Transfer of Reserves for TSM- Eucalyptus & Fern TR240	\$175,734.01
	320	Transportation	Transfer of Reserves for CA Cent. Ave & State Rte. 60 R7200	\$336,130.70
231 Law Enforcement DIF	660	Equipment Mgmt Fund	Transfer of Reserves for the Helicopter Purchase	\$2,703,336.49
232 Fire Protection DIF	401	RDA-ROPS	Transfer of DIF Fees and Interest to Repay Loan for Fire Station 1 & 7	\$0.00
255 Storm Drain DIF	540	Storm Drain	Transfer of Reserves for Citywide Storm Drainage Master Plan Update MS251	\$500,000.00
260 B/S/T Preserve DIF	320	Transportation Fund	Transfer of Reserves for Development Impact Fees N7207	\$0.00
	320	Transportation Fund	Transfer of Reserves for Pine Ave Connection ST061	\$0.00
	320	Transportation Fund	Transfer of Reserves for Merrill and Hellman Traffic Signal Install TR213	\$390,000.00
	320	Transportation Fund	Transfer of Reserves for Kimball Ave Preserve Improv. ST232	\$0.00
	320	Transportation Fund	Transfer of Reserves for Pine Ave Improvements ST203	\$765,319.97
	320	Transportation Fund	Transfer of Reserves for Merrill Ave. Widening, Interconnect, Euclid Ave Median Improv. R2501	\$5,613,104.00
	320	Transportation Fund	Transfer of Reserves for Chino Development Corp & Chino Preserve Dev.	\$0.00
	100	General Fund	Transfer of Reserves for Pine Avenue Improvements ST203-Falloncrest Reimb	\$290,163.00
261 Water Preserve DIF	520	Water	Transfer of Reserves for Bon View Well Site	\$0.00
262 Sewer Preserve DIF	530	Sewer	Transfer of Reserves for Preserve Lift Station Expansion/Imp. SW201	\$0.00
263 Storm Drain Preserve DIF	540	Storm Drain	Transfer of Reserves for Euclid Ave Storm Drain Extension Line 1 SD240	\$1,721,098.36
322 Measure I - 2040	320	Transportation	Measure I Share of Transportation Maintenance Programs	\$1,200,000.00

City of Chino				
FY 2025-26 Proposed Transfers				
Fund From	Fund	To	Description	Amount
324 Gas Tax	320	Transportation	Gas Tax Share of Transportation Maintenance Programs	\$2,648,511.00
325 AQMD	660	Equipment Mgmt	Transfer of Reserves for Vactor Truck New Unit 679	\$0.00
329 Committed Transportation	320	Transportation	Transfer of Reserves for Bicycle, Pedestrian & Transit Imp. ST182	\$0.00
	320	Transportation	Transfer of Reserves for Kimball/EI Prado/Central Traffic Improvements ST222	\$0.00
	320	Transportation	Transfer of Reserves for Pine Ave. at SR71 Interchange Ramp Imp. ST204	\$1,137.50
	320	Transportation	Transfer of Reserves for TSM Grand Ave at Spectrum East & West TR171	\$0.00
	320	Transportation	Transfer to Reserves for Traffic Signal Install Monte Vista/Walnut TR212	\$46,095.00
	320	Transportation	Transfer of Reserves for ROW ADA Improvements ST173	\$158,236.13
341 Park Fund Preserve	340	Park Fund	Transfer of Reserves for Glen E Duncan Splash Pad PK253	\$1,075,000.00
345 Public Educational Govt.	100	General Fund	Transfer of Reserves for PEG Capital Equipment C2011	\$0.00
	100	General Fund	Transfer of Reserves for Chino 3 Broadcast Room Equipment Upgrade C2013	\$97,485.76
	660	Equipment Mgmt.	Transfer of Reserves for PEG Funded Van IE232	\$14,236.05
349 Committed Park Fund	340	Park Fund	Transfer of Reserves for Walnut Park Playground Improv. PK223	\$871,291.73
520 Water	340	Park Fund	Transfer of Reserves Carolyn Owens Community Center Demo Garden PK234	\$285,986.50
	660	Equipment Mgmt.	Transfer of Reserves for Backfill of Valve Turner Trailer IE247	\$0.00
	660	Equipment Mgmt.	Transfer of Reserves for Backfill of New Water Positions Vehicles IE240	\$22,910.52
	660	Equipment Mgmt.	Transfer of Reserves for Backfill of New Water Vehicles 261, 462, 463, 464, 4013T	\$312,907.00
	660	Equipment Mgmt.	Transfer of Reserves for Backfill of Mini Excavator Unit 460	\$0.00
	660	Equipment Mgmt.	Transfer of Reserves for Backfill of 5 yard Dump Truck Unit 461	\$42,052.00
530 Sewer	660	Equipment Mgmt.	Transfer of Reserves for Backfill of New Sewer Position Vehicle IE240	\$0.00
	660	Equipment Mgmt.	Transfer of Reserves for Backfill of Sewer Trailer and Camera IE247	\$0.00
	660	Equipment Mgmt.	Transfer of Reserves for Backfill of IE257 Sewer Van	\$170,000.00
540 Storm Drain	660	Equipment Mgmt.	Transfer of Reserves for Backfill of IE257 Storm Drain Long Bed Truck	\$49,650.00
640 Employee Services	100	General Fund	Transfer of Reserves to pay Pension Note Repayment from Funds to Gen. Fund	\$0.00
650 Building Management	360	Landscape/Lighting	Transfer of Reserves for the Cost of Civic Center Authority Program	\$271,724.50
659 Committed Building	650	Building Mgmt.	Transfer of Reserves for City Hall Interior Access. Improv. PF210	\$2,100,000.00
	100	General Fund	Transfer of Reserves 9th Street House Demo-Landscape MS214	\$0.00
Total City Transfers				\$66,494,808.98
RDA-Successor Agency-Information Only				
703 RDA-ROPS	704	ROPS	Transfer of Funds	\$3,336,603.00
401 RDA SUCCESOR	703	ROPS	Transfer of Funds	\$168,965.00
Total RDA-Successor Agency Transfers				\$3,505,568.00
Grand Total Transfers				\$70,000,376.98

City of Chino					
FY 2025-26 Proposed Over Heads and Use of Fund Balance Reserves					
FY 2025-26 Department Overhead Reimbursements					
Fund	From	Fund	To	Description	Amount
520	Water	100	General	General and Dept. Reimbursement	\$1,679,279.00
		100	General	ROW Maintenance and Govt Facilities Reimbursement	\$940,097.00
530	Sewer	100	General	General and Dept. Reimbursement	\$796,245.00
		100	General	ROW Maintenance and Govt Facilities Reimbursement	\$832,053.00
540	Storm Drain	100	General	General and Dept. Reimbursement	\$540,982.00
		100	General	ROW Maintenance and Govt Facilities Reimbursement	\$403,753.00
550	Sanitation	100	General	General and Dept. Reimbursement	\$207,542.00
		100	General	ROW Maintenance and Govt Facilities Reimbursement	\$54,530.00
<b>TOTAL REIMBURSEMENTS</b>					<b>\$5,454,481.00</b>

FY 2025-26 Departments Reserve of Fund Balance and Usage of Reserves				
Reserve Account		Fund	Description	Amount
100		108	Transfer of Reserves to maintain the 2.5% Reserve Policy	\$0.00
100	100-	610	Transfer of Reserves to offset the Dev Svcs IT Expenditures N2600	\$0.00
220	220-35204	220-31110	Transfer of Reserves Future Improvements	\$0.00
220	220-35205	220-31110	Transfer of Reserves Transportation Mitigation Fee Acct.	\$0.00
220	220-24270	220-31110	Reduce Deposit Account based on actual expenditures MS254-Meritage Homes	\$0.00
270	270-35206	270-31110	Transfer of Reserves Cong. Mgmt. Resv. Bal	\$0.00
			Reduce the Reserve for the Merrill Avenue Widening, Interconnect, and Euclid Ave. Median Improvements R2501	\$0.00
320	320-35335	320-31110	Reduce the Reserve for the Vira Montes Revenue Share	\$0.00
320	320-35202		Transfer of Reserves Scannell Properties/Fed Ex	\$0.00
320	320-35335		Transfer of Reserves to repay Loan for Water Meter Replacement Program	\$0.00
520		100	Reduce the WM Reserves for the Alley Rehab Project SN231	\$463,233.29
550	550-35203	550-31110	Increase the WM Reserve for the Revenue Share Agreement	\$584,480.00
550	550-35203	5507380-55026 Revenue Rec'd	Reduce the Reserve for Central Services projects (Use reserve from FY21-22)	\$0.00
610	610-24385	610-31110	Increase the Reserve for Central Services projects	\$0.00
610	610-24385	610-31110	Increase the Reserve for Building Management projects	\$0.00
650	650-24385	650-31110		
TOTAL RESERVES				\$1,047,713.29



**This page left intentionally blank.**

City of Chino				
FY 2024-25 Estimated Actual Transfers				
Fund From	Fund	To	Description	Amount
100 General	101	ROPS Administration	Transfer of Reserves to cover the Adm Costs of the ROPS	05/08/25 \$0.00
	108	Disaster Reserve	Transfer of Reserves to Maintain the 2.5% Reserve Policy	\$23,147.75
	320	Transportation	Transfer of Reserves to Backfill Transportation Maint.	\$5,326,681.32
	320	Transportation	Transfer to Reserves for Traffic Signal Synchronization MS236	\$0.00
	320	Transportation	Transfer to Reserves for Traffic Cabinet Program MS191	\$123,975.00
	320	Transportation	Transfer to Reserves for State Route 60 Improvement Project R7200	\$0.00
	320	Transportation	Transfer of Reserves for CA Pine Ave Connection ST061	\$915,548.70
	320	Transportation	Transfer of Reserves for Yorba Ave Street Improvements ST233	\$239,615.81
	320	Transportation	Transfer to Reserves for Local Street Rehabilitation FY24-Walnut Widening ST241	\$3,403,519.03
	320	Transportation	Transfer of Reserves for Euclid Ave. Bridge Project ST243	\$3,202,158.46
	320	Transportation	Transfer of Reserves for Kimball Avenue Median Improv ST244	\$4,999.40
	320	Transportation	Transfer to Reserves for Benson Ave Street Improvements-Asphalt ST252	\$50.00
	320	Transportation	Transfer to Reserves for Alley/Sanitation Rehab FY22-23-12th St SN231	\$0.00
	330	Community Services	Transfer of Reserves for the Community Services Fund	\$7,281,859.34
	340	Park Fund	Transfer of Reserves Ayala Park Improvements Softball Fields 1-4 PK231	\$2,255,157.44
	340	Park Fund	Transfer of Reserves COCC Playground Project PK252	\$0.00
	360	Landscape/Lighting	Transfer of Reserves for the City Park Restroom's Restoration	\$135,469.20
	360	Landscape/Lighting	Transfer of Reserves for the Landscape and Lighting Fund	\$6,668,406.66
	360	LLMD- Maint. District	Transfer of Reserves for the City's Portion for 50% Perimeter Fair Share	\$1,192,468.76
	361	Assessment District	Transfer of Reserves for the Assessment District Backfill	\$769,032.97
	650	Bldg. Mgmt. Fund	Transfer of Reserves for City Hall South Roof Restoration Project NC242	\$12,215.41
	650	Bldg. Mgmt. Fund	Transfer of Reserves for Cultural Arts Building PF233	\$29,925.00
100 General Fund Committed Transfers FY24-25 PROPOSED 40002	329	COMM Transportation	Transfer of Reserves for ROW ADA Improvements ST173	\$0.00
	349	COMM Park	Transfer of Reserves for Walnut Park Playground Improv. PK223	\$630,000.00
	659	COMM Building	Transfer of Reserves for City Hall Interior Access. Improv. PF210	\$1,100,000.00
Total Transfers Out of General Fund-\$33,314,230.25				
101 Successor Agency	100	General Fund	Transfer of Fund Balance from the Successor Agency Fund 101- Close Out Fund	\$0.00
102 Local Public Safety	100	General Fund	Reimburse General Fund Expenses	\$1,357,621.43
105 Traffic Safety	100	General Fund	Reimburse General Fund Expenses	\$72,544.37
220 Transportation DIF	100	General Fund	Transfer of Reserves for Union Pacific Railroad R6221	\$1,462.66
	100	General Fund	Transfer of Reserves for TM Rubberized Emulsion Aggregate Slurry Project MS254-Meritage	\$45,636.83
	320	Transportation	Transfer of Reserves for Edison Ave. Improvements ST163	\$0.00
	320	Transportation	Transfer of Reserves for East End Railroad Improvements ST253	\$0.00
	320	Transportation	Transfer of Reserves for Kimball/EI Prado/Central Traffic Imp. Proj. ST222	\$0.00
	320	Transportation	Transfer of Reserves for CA Pine Ave Connection ST061	\$162,294.27
	320	Transportation	Transfer of Reserves for TSI Monte Vista and Walnut TR212	\$37,865.00
	320	Transportation	Transfer of Reserves for Merrill Ave. Widening, Interconnect, Euclid Ave Median Improv. R2501	\$2,221,675.17
	320	Transportation	Transfer of Reserves for FY25 Traffic Signal Interconnect Project TR251	\$0.00
	320	Transportation	Transfer of Reserves for TSM- Eucalyptus & Fern TR240	\$304,751.00
	320	Transportation	Transfer of Reserves for CA Cent. Ave & State Rte. 60 R7200	\$2,263,107.17
232 Fire Protection DIF	401	RDA-ROPS	Transfer of DIF Fees and Interest to Repay Loan for Fire Station 1 & 7	\$0.00
255 Storm Drain DIF	540	Storm Drain	Transfer of Reserves for Citywide Storm Drainage Master Plan Update MS251	\$0.00
260 B/S/T Preserve DIF	320	Transportation Fund	Transfer of Reserves for Development Impact Fees N7207	\$201,208.00
	320	Transportation Fund	Transfer of Reserves for Pine Ave Connection ST061	\$216,128.00
	320	Transportation Fund	Transfer of Reserves for Merrill and Hellman Traffic Signal Install TR213	\$0.00
	320	Transportation Fund	Transfer of Reserves for Kimball Ave Preserve Improv. ST232	\$777,791.12
	320	Transportation Fund	Transfer of Reserves for Pine Ave Improvements ST203	\$1,305,218.43
	320	Transportation Fund	Transfer of Reserves for Merrill Ave. Widening, Interconnect, Euclid Ave Median Improv. R2501	\$0.00
	320	Transportation Fund	Transfee of Reserves for Pine Ave Stage 3 Project 3207100-43650	\$108,200.00
	320	Transportation Fund	Transfer of Reserves for Chino Development Corp & Chino Preserve Dev.	\$4,000,000.00
261 Water Preserve DIF	100	General Fund	Transfer of Reserves for Pine Avenue Improvements ST203-Falloncrest Reimb	\$0.00
	520	Water	Transfer of Reserves for Bon View Well Site	\$0.00
262 Sewer Preserve DIF	530	Sewer	Transfer of Reserves for Preserve Lift Station Expansion/Imp. SW201	\$250,663.40
263 Storm Drain Preserve DIF	540	Storm Drain	Transfer of Reserves for Euclid Ave Storm Drain Extension Line 1 SD240	\$91,330.03
322 Measure I - 2040	320	Transportation	Measure I Share of Transportation Maintenance Programs	\$1,169,247.00
324 Gas Tax	320	Transportation	Gas Tax Share of Transportation Maintenance Programs	\$2,646,876.91
325 AQMD	660	Equipment Mgmt	Transfer of Reserves for Vactor Truck New Unit 679	\$391,858.00

City of Chino				
FY 2024-25 Estimated Actual Transfers				
Fund From	Fund	To	Description	Amount
329 Committed Transportation	320	Transportation	Transfer of Reserves for Bicycle, Pedestrian & Transit Imp. ST182	\$0.00
	320	Transportation	Transfer of Reserves for Pine Ave. at SR71 Interchange Ramp Imp. ST204	\$0.00
	320	Transportation	Transfer of Reserves for TSM Grand Ave at Spectrum East & West TR171	\$118,045.80
	320	Transportation	Transfer to Reserves for Traffic Signal Install Monte Vista/Walnut TR212	\$0.00
	320	Transportation	Transfer of Reserves for ROW ADA Improvements ST173	\$142,498.62
	100	General Fund	Transfer of ST222 RTFB amount. Project Completed.	\$62,154.47
	100	General Fund	Transfer of ST182 RTFB amount. Project Completed.	\$19,582.91
341 Park Fund Preserve	340	Park Fund	Transfer of Reserves for Glen E Duncan Splash Pad PK253	\$0.00
345 Public Educational Govt.	100	General Fund	Transfer of Reserves for PEG Capital Equipment C2011	\$0.00
	100	General Fund	Transfer of Reserves for Chino 3 Broadcast Room Equipment Upgrade C2013	\$68,048.18
	660	Equipment Mgmt.	Transfer of Reserves for PEG Funded Van IE232	\$45,763.95
349 Committed Park Fund	340	Park Fund	Transfer of Reserves for Walnut Park Playground Improv. PK223	\$28,593.89
520 Water	340	Park Fund	Transfer of Reserves Carolyn Owens Community Center Demo Garden PK234	\$40,020.35
	660	Equipment Mgmt.	Transfer of Reserves for Backfill of Valve Turner Trailer IE247	\$88,252.21
	660	Equipment Mgmt.	Transfer of Reserves for Backfill of New Water Positions Vehicles IE240	\$0.00
	660	Equipment Mgmt.	Transfer of Reserves for Backfill of Mini Excavator Unit 460	\$38,341.00
	660	Equipment Mgmt.	Transfer of Reserves for Backfill of 5 yard Dump Truck Unit 461	\$0.00
530 Sewer	660	Equipment Mgmt.	Transfer of Reserves for Backfill of New Sewer Position Vehicle IE240	\$150,000.00
	660	Equipment Mgmt.	Transfer of Reserves for Backfill of Sewer Trailer and Camera IE247	\$0.00
640 Employee Services	100	General Fund	Transfer of Reserves to pay Pension Note Repayment from Funds to Gen. Fund	\$0.00
	100	General Fund	Transfer of Reserves to General Fund	\$2,500,000.00
650 Building Management	360	Landscape/Lighting	Transfer of Reserves for the Cost of Civic Center Authority Program	\$236,868.79
659 Committed Building	650	Building Mgmt.	Transfer of Reserves for City Hall Interior Access. Improv. PF210	\$0.00
	650	Building Mgmt.	Transfer of Reserves 9th Street House Demo-Landscape MS214	\$37,284.74
	100	General Fund	Transfer of MS214 transferred to Non-Committed project	\$34,077.76
660 Equipment Management	100	General Fund	Transfer of Reserves to General Fund	\$4,500,000.00
750 Chino Foundation	100	General Fund	Transfer of Reserves to General Fund	\$14,905.37
<b>Total City Transfers</b>				<b>\$59,064,147.08</b>
RDA-Successor Agency-Information Only				
703 RDA-ROPS	704	ROPS	Transfer of Funds	\$3,340,350.99
401 RDA SUCCESSOR	703	ROPS	Transfer of Funds	\$168,965.00
<b>Total RDA-Successor Agency Transfers</b>				<b>\$3,509,315.99</b>
<b>Grand Total Transfers</b>				<b>\$62,573,463.07</b>

City of Chino					
FY 2024-25 Proposed Over Heads and Use of Fund Balance Reserves					
FY 2024-25 Department Overhead Reimbursements					
Fund	From	Fund	To	Description	Amount
520	Water	100	General	General and Dept. Reimbursement	\$1,336,046.00
		100	General	ROW Maintenance and Govt Facilities Reimbursement	\$940,097.00
530	Sewer	100	General	General and Dept. Reimbursement	\$738,858.00
		100	General	ROW Maintenance and Govt Facilities Reimbursement	\$832,053.00
540	Storm Drain	100	General	General and Dept. Reimbursement	\$384,948.00
		100	General	ROW Maintenance and Govt Facilities Reimbursement	\$403,753.00
550	Sanitation	100	General	General and Dept. Reimbursement	\$141,396.00
		100	General	ROW Maintenance and Govt Facilities Reimbursement	\$54,530.00
TOTAL REIMBURSEMENTS					\$4,831,681.00
FY 2024-25 Departments Reserve of Fund Balance and Usage of Reserves					
Reserve Account		Fund		Description	Amount
100		108		Transfer of Reserves to maintain the 2.5% Reserve Policy	\$0.00
100	100-	610		Transfer of Reserves to offset the Dev Svcs IT Expenditures N2600	\$0.00
220	220-35204	220-31110		Transfer of Reserves Future Improvements	\$0.00
220	220-35205	220-31110		Transfer of Reserves Transportation Mitigation Fee Acct.	\$0.00
220	220-24270	220-31110		Reduce Deposit Account based on actual expenditures MS254-Meritage Homes	\$45,636.83
270	270-35206	270-31110		Transfer of Reserves Cong. Mgmt. Resv. Bal	\$0.00
				Transfer of Remaining Budget to Helicopter Reserve	\$0.00
				Reduce the Reserve for the Merrill Avenue Widening, Interconnect, and Euclid Ave. Median	
320	320-35335	320-31110		Improvements R2501 (Scanell Deposit)	\$4,764,984.00
320	320-35202			Reduce the Reserve for the Vira Montes Revenue Share	\$0.00
320	320-35335			Transfer of Reserves Scannell Properties/Fed Ex	\$0.00
520		100		Transfer of Reserves to repay Loan for Water Meter Replacement Program	\$0.00
550	550-35203	550-31110		Reduce the WM Reserves for the Alley Rehab Project SN231	\$36,766.71
550	550-35203	5507380-55026 Revenue Rec'd		Increase the WM Reserve for the Revenue Share Agreement	\$584,480.00
610	610-24385	610-31110		Reduce the Reserve for Central Services projects (Use reserve from FY21-22)	\$0.00
610	610-24385	610-31110		Increase the Reserve for Central Services projects	\$0.00
650	650-24385	650-31110		Increase the Reserve for Building Management projects	\$0.00
TOTAL RESERVES					\$5,431,867.54





**This page left intentionally blank.**

# City Of Chino

## Revenue History By Fund

Fund No.	Description	FY 2023-24 Actual	FY 2024-25 Budget	FY 2024-25 Projection	FY 2025-26 Budget	PCT CHG Budget/Budget
100	General Fund	121,550,504	147,788,654	136,863,660	135,858,798	-8.07%
101	Succr Agency Admin Cost Fund	3,279	2,000	2,323	-	-100.00%
102	Local Public Safety	1,311,732	1,342,000	1,357,621	1,357,500	1.15%
105	Traffic Safety	110,619	114,359	72,544	72,400	-36.69%
108	Diast/Emgy Reserve	29,895	176,864	98,876	66,000	-62.68%
<b>Total General Fund</b>		<b>123,006,029</b>	<b>149,423,877</b>	<b>138,395,024</b>	<b>137,354,698</b>	<b>-8.08%</b>
<b>Special Revenue Funds</b>						
120	Asset Forfeit/Dept Of Justice	170,606	101,858	279,976	22,000	-78.40%
121	Asset Forfeit/Dept Of Treasury	7,337	1,300	10,520	5,800	346.15%
122	Asset Forfeit/State Of Calif	3,124	1,400	2,213	1,900	35.71%
123	Asset Forfeit/State 15% Drug	21	-	-	-	0.00%
130	AB 3229-State GrantCOPS	292,342	290,101	303,546	21,000	-92.76%
135	Justice Assistance Grant	56,630	24,141	24,141	-	-100.00%
310	City Afford Housing	923,274	237,911	1,062,099	335,911	41.19%
311	Neighborhood Stabilization	-	-	-	-	0.00%
320	Transportation	17,071,286	75,045,657	29,353,614	35,921,104	-52.13%
321	Transportation Tax (T.D.A.)	127,648	-	358,672	-	0.00%
322	Measure I 2010-2040	2,608,630	2,426,494	2,472,019	2,518,000	3.77%
323	Measure I - Sales Tax Override	-	-	-	-	0.00%
324	Gas Tax	2,601,111	2,637,649	2,646,877	2,648,511	0.41%
325	SCAQMD Trust	140,282	19,000	162,908	158,000	731.58%
326	Highway Safety Improvement	805	200	1,133	900	350.00%
327	S.B.1 Road Maint. Rehab Acct	2,494,333	2,379,702	2,382,995	2,465,133	3.59%
328	Measure I Arterial Subprogram	-	25,213,775	435,478	4,161,941	-83.49%
329	Capital Comm Transportation	-	-	-	-	0.00%
330	Community Services	11,426,164	15,142,287	13,043,148	14,438,118	-4.65%
340	Park Fund	1,253,096	7,958,778	5,322,421	4,934,741	-38.00%
341	Park Fund Preserve	2,514,376	647,480	861,384	5,440,576	740.27%
345	Public Education Govt	138,929	18,000	30,681	27,000	50.00%
349	Capital Comm Park	1,390,000	630,000	630,000	-	-100.00%
350	Comm Dev Block Grant	545,317	900,580	431,363	1,169,250	29.83%
355	Section 108 Loan	-	-	-	-	0.00%
360	Landscape & Lighting Fund	7,753,591	9,366,081	8,233,213	8,820,949	-5.82%
361	Assessment District Fund	1,348,472	1,263,596	1,443,754	1,219,084	-3.52%
370	Home Investment Partnerships	99,233	23,000	41,079	36,000	56.52%
375	Cal Home Fund	43,411	620,751	273,974	719,851	15.96%
380	RMP Environmental	49,056	21,000	34,753	30,000	42.86%
<b>City DIF Funds</b>						
220	DIF Bridges/Signals/Thorough	2,434,137	1,435,440	1,767,912	2,483,574	73.02%
231	DIF Law	469,587	206,568	267,657	499,943	142.02%
232	DIF Fire	592,778	182,024	186,270	684,609	276.11%
233	DIF General	246,360	85,888	130,937	226,167	163.33%
234	DIF Library	24,828	10,000	17,589	15,000	50.00%
240	DIF Comm/Industrial	22,391	9,000	15,863	13,000	44.44%
245	DIF Community	184,677	70,000	447,128	176,880	152.69%
253	DIF Water	65,614	107,104	106,104	525,830	390.95%
254	DIF Sewer	206,117	114,280	165,926	226,694	98.37%

\*Totals include Transfers In

# City Of Chino

## Revenue History By Fund

Fund No.	Description	FY 2023-24 Actual	FY 2024-25 Budget	FY 2024-25 Projection	FY 2025-26 Budget	PCT CHG Budget/Budget
255	DIF Storm	203,733	110,560	114,105	522,574	372.66%
<b>Preserve DIF Funds</b>						
260	DIF Brdg/Sgnl/Thrgfr	2,175,885	672,420	882,793	6,058,133	800.94%
261	DIF Water	1,786,682	361,970	385,632	4,492,644	1,141.16%
262	DIF Sewer	745,339	331,702	347,911	1,783,910	437.81%
263	DIF Storm	1,823,997	393,720	439,596	4,355,038	1,006.13%
264	DIF Library	14,042	5,800	9,948	8,700	50.00%
265	DIF Public	1,087,884	215,760	292,259	2,348,760	988.60%
266	DIF Misc	363,806	100,930	138,082	724,866	618.19%
270	DIF Congestion	656,826	160,000	291,150	256,000	60.00%
<b>Total Special Revenue Funds</b>		<b>66,163,757</b>	<b>149,543,907</b>	<b>75,848,823</b>	<b>110,498,091</b>	<b>-26.11%</b>
<b>Enterprise Funds</b>						
520	Water	36,470,289	49,062,048	47,226,962	48,528,019	-1.09%
530	Sewer	18,349,977	17,057,496	17,024,266	17,269,580	1.24%
531	Sewer Lift Station	262,458	235,100	252,853	252,500	7.40%
540	Storm Drain	6,643,665	7,652,985	6,100,739	7,203,598	-5.87%
550	Sanitation/Street Sweeping	11,159,491	12,984,056	12,209,129	12,544,502	-3.39%
<b>Total Enterprise Funds</b>		<b>72,885,880</b>	<b>86,991,685</b>	<b>82,813,949</b>	<b>85,798,199</b>	<b>-1.37%</b>
<b>Internal Services Funds</b>						
610	Central Services	4,510,666	5,926,078	5,926,078	4,325,421	-27.01%
630	Risk Management	5,193,061	6,388,424	6,388,424	5,565,843	-12.88%
640	Employee Benefits	30,098,106	34,522,669	34,522,765	25,463,483	-26.24%
650	Building Management	7,001,393	6,543,739	4,453,304	12,941,334	97.77%
659	Capital Comm Building	355,450	1,100,000	1,100,000	-	-100.00%
660	Equipment Management	7,644,897	11,870,503	8,070,237	11,182,193	-5.80%
<b>Total Internal Services Funds</b>		<b>54,803,573</b>	<b>66,351,413</b>	<b>60,460,808</b>	<b>59,478,274</b>	<b>-10.36%</b>
<b>Total City Revenue</b>		<b>316,859,239</b>	<b>452,310,882</b>	<b>357,518,604</b>	<b>393,129,262</b>	<b>-13.08%</b>

# City Of Chino

## Revenue History By Fund

Fund No.	Description	FY 2023-24 Actual	FY 2024-25 Budget	FY 2024-25 Projection	FY 2025-26 Budget	PCT CHG Budget/Budget
<b>Successor Agency Funds - Information Only</b>						
301	Succr Agency-Low Mod Housing	-	-	-	-	0.00%
401	Succr Agency-Admin/Capital Imp	(45,774)	290,949	75,000	75,000	-74.22%
701	Succr Agency-Debt Service	-	-	-	-	0.00%
703	RDA Ret	3,558,801	3,422,636	3,414,886	3,370,653	-1.52%
704	RDA Ret	3,559,786	3,174,263	3,340,351	3,336,603	5.11%
<b>Total Successor Agency Funds</b>		<b>7,072,813</b>	<b>6,887,848</b>	<b>6,830,237</b>	<b>6,782,256</b>	<b>-1.53%</b>
<b>Others</b>						
103	Sales Tax Measure V	-	28,000,000	-	-	-100.00%
443	C.F.D. 2016-1 K.B. Homes	62,270	-	-	-	0.00%
444	C.F.D. 2016-2 Lennar	105,075	-	-	-	0.00%
445	C.F.D. 2019-1 The Landings	575	-	-	-	0.00%
446	CFD 2021-1 Appesetche	6,323,213	-	-	-	0.00%
831	CFD 2003-1 Strathan Trust	505,133	-	-	-	0.00%
832	CFD 2003-2 D.R.Horton Trust	454,626	-	-	-	0.00%
833	CFD 2003-3 Lewis Trust	13,838,221	-	-	-	0.00%
834	CFD 2003-4 Majestic Trust	400,755	-	-	-	0.00%
835	CFD 2005-2 Meritage-Disting	504,525	-	-	-	0.00%
838	CFD 2006-2 D.R.Horton Trust	567,896	-	-	-	0.00%
840	CFD 2009-1 Watson	903,804	-	-	-	0.00%
841	CFD 2006-1	290,449	-	-	-	0.00%
842	CFD 2006-3	368,221	-	-	-	0.00%
843	CFD 2016-1 Kb Homes	573,947	-	-	-	0.00%
844	CFD 2016-2 Lennar	530,407	-	-	-	0.00%
845	C.F.D. 2019-1 The Landings	648,113	-	-	-	0.00%
846	CFD 2021-1 Appesetche	1,314,059	-	-	-	0.00%
847	CFD 2022-1 Falloncrest	-	-	-	-	0.00%
890	CFD 2000-1 Spectrum South li	126,007	-	-	-	0.00%
891	CFD 01-1 Trust	208,975	-	-	-	0.00%
898	CFD 99-1 Eucalyptus Bsnss Park	496,384	-	-	-	0.00%
<b>Total Others</b>		<b>28,222,655</b>	<b>28,000,000</b>	<b>-</b>	<b>-</b>	<b>-100.00%</b>
<b>Total Successor Agency Funds</b>		<b>35,295,468</b>	<b>34,887,848</b>	<b>6,830,237</b>	<b>6,782,256</b>	<b>-80.56%</b>



**This page left intentionally blank.**

# City Of Chino

## General Fund Revenue By Department By Program

Excludes Continuing Appropriations & Includes Transfers In

	FY 2023-24 Actual	FY 2024-25 Budget	FY 2024-25 Projection	FY 2025-26 Budget	% CHG Bgt/Bgt
<b><u>INTERNAL DEPARTMENT</u></b>					
GENERAL FUND	106,928,207	136,355,593	125,812,894	121,465,114	-10.92%
<b>TOTAL</b>	<b>106,928,207</b>	<b>136,355,593</b>	<b>125,812,894</b>	<b>121,465,114</b>	<b>-10.92%</b>
<b><u>ADMINISTRATION</u></b>					
ATTORNEY SERVICES	-	-	-	-	0.00%
CITY CLERK	-	5,535	8,456	35	-99.37%
COMMUNITY PROMOTION	-	-	-	-	0.00%
STATE OF THE CITY	-	-	-	-	0.00%
COMMUNITY SERVICES CORPS	360	-	-	-	0.00%
ECONOMIC DEVELOPMENT	32	1,000	1,000	1,000	0.00%
<b>TOTAL</b>	<b>392</b>	<b>6,535</b>	<b>9,456</b>	<b>1,035</b>	<b>-84.16%</b>
<b><u>FINANCE</u></b>					
FISCAL SERVICES	2,123,050	2,001,543	1,868,512	2,046,359	2.24%
OMNITRANS PROGRAM	17,155	17,000	17,000	20,000	17.65%
CARES ACT	-	-	-	-	0.00%
<b>TOTAL</b>	<b>2,140,205</b>	<b>2,018,543</b>	<b>1,885,512</b>	<b>2,066,359</b>	<b>2.37%</b>
<b><u>POLICE</u></b>					
OFFICE OF THE CHIEF	279,401	748,446	365,025	346,888	-53.65%
EMERGENCY SERVICES	-	-	-	-	0.00%
PROFESSIONAL STANDARDS	6,058	5,000	6,000	6,000	20.00%
PATROL SERVICES	537,194	426,500	460,666	438,665	2.85%
K-9 PROGRAM	-	-	-	-	0.00%
SPECIAL EVENTS	1,805	-	2,000	1,800	0.00%
AIR SUPPORT	-	-	-	-	0.00%
TRAFFIC SERVICES	826,177	585,000	700,000	700,000	19.66%
CRIMINAL INVESTIGATIONS	88,188	4,000	40,000	40,000	900.00%
SPECIAL INVESTIGATIONS UNIT	-	-	-	-	0.00%
RECORDS & EVIDENCE	396,169	296,912	301,069	299,032	0.71%
NARCOTICS	-	-	-	-	0.00%
TRAINING	91,370	85,200	10,200	10,200	-88.03%
COMMUNITY RELATIONS	97	100	1,250	100	0.00%
SCHOOL RESOURCE OFFICER	884,448	969,432	969,433	1,017,904	5.00%
TECHNICAL SERVICES	-	-	-	-	0.00%
<b>TOTAL</b>	<b>3,110,907</b>	<b>3,120,590</b>	<b>2,855,643</b>	<b>2,860,589</b>	<b>-8.33%</b>
<b><u>DEVELOPMENT SERVICES</u></b>					
DEV SVCS ADMINISTRATION	-	-	-	-	0.00%
PLANNING	555,537	431,352	645,261	536,469	24.37%
BUILDING	3,423,314	2,632,972	2,480,257	2,305,072	-12.45%
PERMIT CENTER	-	113,599	124,749	168,790	48.58%
CODE ENFORCEMENT	549,420	559,500	522,500	308,500	-44.86%
ADA ACCESSIBILITY	19,634	17 28,000	19,408	19,200	-31.43%

\*Totals include Transfers In

# City Of Chino

## General Fund Revenue By Department By Program

Excludes Continuing Appropriations & Includes Transfers In

	FY 2023-24 Actual	FY 2024-25 Budget	FY 2024-25 Projection	FY 2025-26 Budget	% CHG Bgt/Bgt
<b>TOTAL</b>	<b>4,547,905</b>	<b>3,765,423</b>	<b>3,792,175</b>	<b>3,338,031</b>	<b>-11.35%</b>
<b><u>PUBLIC WORKS</u></b>					
R.O.W. PERMITS & INSPECTIONS	-	-	-	-	0.00%
PUBLIC WORKS ADMINISTRATION	-	-	-	-	0.00%
DEVELOPMENT ENGINEERING	4,822,888	2,521,970	2,507,980	6,127,670	142.97%
<b>TOTAL</b>	<b>4,822,888</b>	<b>2,521,970</b>	<b>2,507,980</b>	<b>6,127,670</b>	<b>142.97%</b>
<b>GENERAL FUND TOTAL</b>	<b>121,550,504</b>	<b>147,788,654</b>	<b>136,863,660</b>	<b>135,858,798</b>	<b>-8.07%</b>



**This page left intentionally blank.**



# City of Chino

## Revenue Detail By Fund By Program By Object By Project

Obj/Prj No.	Description	2022 Actual	2023 Actual	2024 Actual	2025 Budget	2025 Projected	2026 Proposed	%CHG Bdgt to Bdgt
<b>100</b>	<b>GENERAL FUND</b>							
<b>1001000</b>	<b>GENERAL FUND</b>							
50000	Transfers In	3,943,205	2,396,821	3,715,528	38,948,428	8,560,219	1,841,662	-95.27%
50002	Transfers In G.F. Committed	289,261	17,015	8,261,257	71,363	115,815	0	-100.00%
50110	General Overhead-Enterprise	1,820,188	1,856,593	2,135,048	2,028,475	2,028,475	2,302,890	13.53%
50120	Dept Overhead-Utilities	220,783	225,199	985,408	572,773	572,773	921,158	60.82%
50175	Govt Fac Enterprise Alloc.	427,864	427,864	427,864	427,864	427,864	427,864	0.00%
50185	Row Maint Enterprise Alloc	1,802,569	1,802,569	1,802,569	1,802,569	1,802,569	1,802,569	0.00%
50200	Advanced Exp Savings	0	0	0	3,800,000	0	0	-100.00%
50210	Franchise Fees Public Utility	951,400	1,181,163	1,293,461	1,302,000	1,302,000	1,367,100	5.00%
50220	Franchise Fees Recyc/Waste	1,856,804	2,014,543	2,206,164	2,400,000	2,382,657	2,573,269	7.22%
50230	Franchise Fee Telecomm	714,198	649,202	547,901	492,628	492,628	450,000	-8.65%
51005	Property Tax-Secured	11,942,120	13,063,879	14,759,709	15,863,788	15,863,788	16,454,017	3.72%
51015	Property Tax-Unsecured	561,871	609,138	742,114	827,864	827,864	842,332	1.75%
51025	Property Tax-Aircraft	269,617	298,574	451,614	596,052	596,052	596,052	0.00%
51030	Property Tax-Unitary Utilities	513,221	541,971	647,385	647,385	647,385	647,385	0.00%
51035	Property Tax-Supplemental	349,169	450,198	375,456	227,000	227,000	227,000	0.00%
51040	Property Tax-Prior Years	393,965	329,155	2,023,747	329,000	329,000	329,000	0.00%
51041	Property Tax-Rda Elimination	2,893,743	3,091,432	3,123,638	3,492,151	3,492,151	3,233,849	-7.40%
51050	Property Tax-In Lieu Of V.L.F.	12,018,733	13,013,869	14,678,979	15,839,668	15,839,667	16,351,289	3.23%
51060	Property Tax-R.D.A. S.B.211	326,989	352,315	437,857	384,278	384,278	391,632	1.91%
51100	Homeowners Property Tax Rel	97,601	93,440	94,178	98,000	95,000	95,000	-3.06%
51105	Real Property Transfer Tax	900,824	662,726	828,792	233,856	150,000	425,000	81.74%
51200	Sp Tax-Annual Tax-Pres	1,804,899	2,051,561	2,284,525	2,536,195	2,536,195	2,536,195	0.00%
51201	Sp Dev Fee-Res/Unit-Pres-1Time	228,582	2,754	268,515	150,000	137,340	238,221	58.81%
51202	Sp Dev Fee-Nonre/Ac-Pres-1Time	160,759	153,534	100,560	100,000	100,000	100,000	0.00%
51205	City Svcs Special Tax College	2,433,357	2,432,421	2,664,996	2,119,619	2,119,619	2,119,619	0.00%
51300	Sales Tax	35,643,318	35,598,984	36,013,142	36,514,923	36,443,504	36,870,289	0.97%
51301	Sales Tax Measure V	0	0	0	0	24,259,000	24,546,000	0.00%
51310	Use Tax/Scannell	0	750,000	0	0	0	0	0.00%
51520	Vehicle License Fee	101,875	94,300	115,044	145,980	145,980	130,000	-10.95%
51550	State Mandated Cost Reimb	57,492	67,623	213,847	200,000	200,000	175,000	-12.50%
57080	Graffiti Abtmnt Recovery Fee	14,252	15,597	8,384	10,000	3,400	10,000	0.00%
59000	Maps/Publications/Bid Spec	22	659	45	100	0	0	-100.00%
59010	Photocopy Sales	4	1	0	10	0	0	-100.00%
59020	Research Service Fees	900	0	0	600	0	0	-100.00%
59200	Interest Income Apportioned	1,149,282	3,067,929	2,670,106	2,300,000	2,830,646	2,576,000	12.00%
59205	Interest Income Pooled C.D.	830,348	3,463,751	6,133,387	0	0	0	0.00%
59210	Interest Income Pooled Bow	571,290	2,991,000	4,338,007	0	0	0	0.00%
59230	Pooled Interest Allocated	-3,005,608	-7,900,993	-10,831,827	0	0	0	0.00%
59236	Int Inc Loan Water	48,457	37,598	26,411	14,886	14,886	3,013	-79.76%
59237	Int Inc Loan Pension	1,202,192	1,141,690	-110,123	1,023,528	0	0	-100.00%
59246	Interest Income Leases	6,857	7,333	6,081	0	742	657	0.00%
59250	Discount Invest Purchase	401,777	318,200	470,556	0	0	0	0.00%
59305	Rental Income	88,400	93,749	87,748	120,000	120,000	99,180	-17.35%
59310	Cell Site Rental	36,019	36,194	36,169	24,073	29,334	40,000	66.16%
59320	Gain/Loss On Investment	-3,309,050	142,450	2,101,252	0	0	0	0.00%
59326	Gain/Loss Inventory Adj	-1,108	-1,111	1,876	0	0	0	0.00%
59375	City 5% Stong Motion Fee	4,028	2,317	1,677	2,396	1,086	3,985	66.32%
59385	Senior Housing Lease Payment	411,198	352,132	398,900	420,000	400,000	400,000	-4.76%
59395	Other Revenue	20,562	12,645	26,677	10,000	11,090	15,000	50.00%
59401	C.F.D. 2006-2 Reimb Ad Fee	14,333	13,907	13,950	14,468	15,088	15,088	4.29%
59406	C.F.D. 99-1 Reimb Ad Fee	5,908	5,211	5,139	5,422	5,318	5,318	-1.92%
59407	C.F.D. 2000-1 Reimb Ad Fee	4,809	4,022	4,023	4,184	4,173	4,173	-0.26%
59408	C.F.D. 2001-1 Reimb Ad Fee	5,533	5,185	5,186	5,394	5,287	5,287	-1.98%

**City of Chino**  
**Revenue Detail By Fund By Program By Object By Project**

Obj/Prj No.	Description	2022 Actual	2023 Actual	2024 Actual	2025 Budget	2025 Projected	2026 Proposed	%CHG Bdgt to Bdgt
<b>100</b>	<b>GENERAL FUND</b>							
<b>1001000</b>	<b>GENERAL FUND</b>							
59409	C.F.D. 2003-1 Reimb Ad Fee	11,289	10,644	10,671	11,074	10,990	10,990	-0.76%
59410	C.F.D. 2003-2 Reimb Ad Fee	12,122	11,370	11,405	11,830	11,766	11,766	-0.54%
59411	C.F.D. 2003-3 Reimb Ad Fee	84,721	98,240	107,236	102,209	121,573	121,573	18.95%
59412	C.F.D. 2003-4 Reimb Ad Fee	5,598	5,246	5,247	5,458	5,351	5,351	-1.96%
59413	C.F.D. 2005-1 Reimb Ad Fee	52,742	51,295	52,089	53,367	57,826	57,826	8.36%
59414	C.F.D. 2005-2 Reimb Ad Fee	9,657	9,518	9,537	9,903	10,491	10,491	5.94%
59415	C.F.D. 2009-1 Reimb Ad Fee	5,511	5,165	5,165	5,374	5,265	5,265	-2.03%
59416	C.F.D. 2006-1 Reimb Ad Fee	9,965	9,030	9,046	9,395	9,371	9,371	-0.26%
59417	C.F.D. 2006-3 Reimb Ad Fee	9,994	9,850	9,869	10,248	10,551	10,551	2.96%
59418	C.F.D. 2016-2 Reimb Ad Fee	12,744	10,069	10,069	10,476	10,631	10,631	1.48%
59419	C.F.D. 2016-1 Reimb Ad Fee	8,612	8,519	8,534	8,863	9,021	9,021	1.78%
59420	C.F.D. 2019-1 Reimb Ad Fee	10,179	10,069	10,091	10,476	10,631	10,631	1.48%
59421	C.F.D. 2021-1 Reimb Ad Fee	0	0	0	0	9,946	9,946	0.00%
59422	C.F.D. 2022-1 Reimb Ad Fee	0	0	0	0	4,804	4,804	0.00%
59423	C.F.D. 2023-1 Reimb Ad Fee	0	0	0	0	4,804	4,804	0.00%
	Sub-total	81,457,946	88,277,324	106,841,881	136,355,593	125,812,894	121,465,114	-10.92%
G4061	Fema Covid 19	0	0	86,326	0	0	0	0.00%
G4066	American Recovery Plan Act	10,000,000	3,091,801	0	0	0	0	0.00%
	Sub-total	10,000,000	3,091,801	86,326	0	0	0	0.00%
<b>TOTAL GENERAL FUND</b>		<b>91,457,946</b>	<b>91,369,125</b>	<b>106,928,207</b>	<b>136,355,593</b>	<b>125,812,894</b>	<b>121,465,114</b>	<b>-10.92%</b>
<b>1002010</b>	<b>ATTORNEY SERVICES</b>							
59355	Reimb & Contributions	0	5,000	0	0	0	0	0.00%
<b>TOTAL ATTORNEY SERVICES</b>		<b>0</b>	<b>5,000</b>	<b>0</b>	<b>0</b>	<b>0</b>	<b>0</b>	<b>0.00%</b>
<b>1002030</b>	<b>CITY CLERK</b>							
59110	Public Mtng/D.V.D. Copy	0	0	0	35	0	35	0.00%
59170	Candidates Statement	0	4,097	0	5,500	8,456	0	-100.00%
<b>TOTAL CITY CLERK</b>		<b>0</b>	<b>4,097</b>	<b>0</b>	<b>5,535</b>	<b>8,456</b>	<b>35</b>	<b>-99.37%</b>
<b>10020401</b>	<b>STATE OF THE CITY</b>							
59380	Donations/Sponsorships	6,000	0	0	0	0	0	0.00%
<b>TOTAL STATE OF THE CITY</b>		<b>6,000</b>	<b>0</b>	<b>0</b>	<b>0</b>	<b>0</b>	<b>0</b>	<b>0.00%</b>
<b>10020402</b>	<b>COMMUNITY SERVICES CORPS</b>							
58000	Participant Fees	0	0	360	0	0	0	0.00%
<b>TOTAL COMMUNITY SERVICES CORPS</b>		<b>0</b>	<b>0</b>	<b>360</b>	<b>0</b>	<b>0</b>	<b>0</b>	<b>0.00%</b>

**City of Chino**  
**Revenue Detail By Fund By Program By Object By Project**

Obj/Prj No.	Description	2022 Actual	2023 Actual	2024 Actual	2025 Budget	2025 Projected	2026 Proposed	%CHG Bdgt to Bdgt
<b>100</b>	<b>GENERAL FUND</b>							
<b>1003000</b>	<b>FISCAL SERVICES</b>							
51500	Transient Occupancy Tax	417,774	412,999	542,222	640,845	657,976	686,309	7.09%
51505	Business License Tax	1,049,116	982,429	1,209,873	1,050,000	1,050,000	1,020,800	-2.78%
59060	Return Check Charge	268	384	168	250	144	150	-40.00%
59065	Credit Card Conv Fee	39,156	46,042	49,005	47,000	46,198	47,000	0.00%
59080	Special Event Permit	5,026	7,391	10,284	8,000	10,778	10,500	31.25%
59090	Special Permit Investigation	3,427	4,336	0	3,500	1,638	1,600	-54.29%
59100	Special Business/Comm Rev	6,100	4,896	5,455	5,000	5,000	5,000	0.00%
59130	Business License Duplication	774	396	108	400	0	0	-100.00%
59135	Unclaimed Funds	0	18,262	0	1,000	0	1,000	0.00%
59140	Fireworks Cost Recovery Permit	65,461	49,717	59,670	60,000	69,738	60,000	0.00%
59160	Film Permit	1,962	1,328	996	2,000	1,992	2,000	0.00%
59336	Escrow Retention Fees	204	204	51	0	0	0	0.00%
59355	Reimb & Contributions	30,000	35,000	60,000	1,548	1,548	30,000	1,837.98%
59395	Other Revenue	25	0	3,641	0	0	0	0.00%
	Sub-total	1,619,293	1,563,384	1,941,473	1,819,543	1,845,012	1,864,359	2.46%
N3001	CFD 2003-3 I.A.1 & I.A.2 Lewis	0	2,958	2,023	0	0	0	0.00%
N3016	CFD 2016-1 K.B. Homes	0	117	0	0	0	0	0.00%
N3162	CFD 2016-2 Lennar/Univ Pk	0	0	23,017	0	0	0	0.00%
N3191	CFD 2019-1 Lennar Landings	0	472	0	0	0	0	0.00%
N3201	CFD 2020-1	16,000	0	0	0	0	0	0.00%
N3211	CFD 2021-1 K.B. Home (Appesetc	0	0	57,500	0	0	0	0.00%
N3221	CFD 2022-1 K.B. Homes (Falloncr	0	45,000	0	0	0	0	0.00%
N3231	CFD 2023-1 Tri Point Homes/Fllnci	0	50,000	0	0	0	0	0.00%
N3308	CFD 2003-3 I.A. 8	76,699	0	0	0	0	0	0.00%
N3309	CFD 2003-3 I.A. 9	63,500	0	0	0	0	0	0.00%
N3310	CFD 2003-3 I.A.10	50,000	0	38,037	0	0	0	0.00%
N3311	CFD 2003-3 Improvement Area 11	0	0	50,000	12,500	12,500	0	-100.00%
N3998	CFD Annexations	0	0	11,000	32,000	11,000	32,000	0.00%
N3999	CFD Budget	0	0	0	137,500	0	150,000	9.09%
	Sub-total	206,199	98,547	181,577	182,000	23,500	182,000	0.00%
TOTAL FISCAL SERVICES		1,825,492	1,661,931	2,123,050	2,001,543	1,868,512	2,046,359	2.24%
<b>10030001</b>	<b>OMNITRANS PROGRAM</b>							
59355	Reimb & Contributions	11,095	14,273	17,155	17,000	17,000	20,000	17.65%
TOTAL OMNITRANS PROGRAM		11,095	14,273	17,155	17,000	17,000	20,000	17.65%
<b>1003040</b>	<b>CARES ACT</b>							
G4064	C.A.R.E.S. Act Fed Infrast Grant	8,567	0	0	0	0	0	0.00%
	Sub-total	8,567	0	0	0	0	0	0.00%
TOTAL CARES ACT		8,567	0	0	0	0	0	0.00%

# City of Chino

## Revenue Detail By Fund By Program By Object By Project

Obj/Prj No.	Description	2022 Actual	2023 Actual	2024 Actual	2025 Budget	2025 Projected	2026 Proposed	%CHG Bdgt to Bdgt
<b>100</b>	<b>GENERAL FUND</b>							
<b>1004000</b>	<b>OFFICE OF THE CHIEF</b>							
50015	Other Financing Source Sbita	0	595,415	0	0	0	0	0.00%
50016	Other Fin Source Leased Assets	0	711,387	0	0	0	0	0.00%
59355	Reimb & Contributions	0	0	243	500	1,595	1,000	100.00%
59395	Other Revenue	111	0	0	0	0	0	0.00%
	Sub-total	111	1,306,802	243	500	1,595	1,000	100.00%
G4216	2021 O.T.S. Step C.F.D.A. 20.608	15,995	0	0	0	0	0	0.00%
G4217	2021 O.T.S. Step C.F.D.A. 20.600	13,339	0	0	0	0	0	0.00%
G4220	2020 Emergency Mgmt Prep Grant	18,491	0	0	0	0	0	0.00%
G4221	2022 A.B.C. Grant	16,421	0	0	0	0	0	0.00%
G4222	2021 Step Grant 20.600	56,014	35,403	0	0	0	0	0.00%
G4223	2021 Step Grant 20.600	42,502	14,885	0	0	0	0	0.00%
G4225	2022 Tobacco Grant Program	2,231	7,762	3,778	0	9,023	0	0.00%
G4228	2021 E.M.P. Grant	0	20,094	0	0	0	0	0.00%
G4230	Officer Wellness & Mental Health C	0	77,931	0	0	0	0	0.00%
G4231	2021 Listos Ca Cert Support Grant	0	1,514	13,133	0	0	0	0.00%
G4233	2022 Step Grant Cfda 20.608	0	55,653	40,993	0	0	0	0.00%
G4234	2022 Step Grant Cfda 20.600	0	40,860	14,148	4,038	0	0	-100.00%
G4235	2020 Homeland Security Grant Prc	0	24,975	0	0	0	0	0.00%
G4243	FY 2022 E.M.P.G.	0	0	23,785	0	0	0	0.00%
G4245	FY2022 Motorcycle Safety Edu & T	0	0	18,958	12,832	5,151	0	-100.00%
G4247	2022 And 2023 Selective Traffic Er	0	0	70,918	80,941	50,979	0	-100.00%
G4248	2022 And 2023 Selective Traffic Er	0	0	48,892	45,309	15,431	0	-100.00%
G424A	2021 Homeland Security Grant	0	0	23,902	0	0	0	0.00%
G424B	2022 Homeland Security Grant	0	0	20,651	1,878	1,878	0	-100.00%
G424D	Hazard Mitigation Grant Prepare C	0	0	0	160,000	71,490	88,510	-44.68%
G424E	Prepare Ca Match State Grant	0	0	0	50,000	25,000	26,170	-47.66%
G424H	Cannabis Tax Fund Grant Program	0	0	0	110,153	78,599	31,554	-71.35%
G4251	Tjx Law Enforcement Grant	0	0	0	0	5,000	0	0.00%
G4252	2023 & 2024 Motorcyclist Grant	0	0	0	20,000	12,000	20,000	0.00%
G4253	2023 And 2024 Step Grant 20.608	0	0	0	140,000	31,063	108,937	-22.19%
G4254	2023 And 2024 Step Grant 20.600	0	0	0	80,000	24,916	55,084	-31.15%
G4258	2023 Homeland Security Fed. Gar	0	0	0	27,162	27,162	0	-100.00%
G425B	2024-25 Tobacco Grant Program S	0	0	0	15,633	3,000	15,633	0.00%
R4161	Coplink Project S/B Cty	22,713	22,950	0	0	2,738	0	0.00%
	Sub-total	187,706	302,027	279,158	747,946	363,430	345,888	-53.75%
TOTAL OFFICE OF THE CHIEF		187,817	1,608,829	279,401	748,446	365,025	346,888	-53.65%
<b>1004010</b>	<b>PROFESSIONAL STANDARDS</b>							
57030	Fire Arm Fee	970	3,567	6,058	5,000	6,000	6,000	20.00%
TOTAL PROFESSIONAL STANDARDS		970	3,567	6,058	5,000	6,000	6,000	20.00%
<b>1004100</b>	<b>PATROL SERVICES</b>							
51515	Motor Vehicle Fines	0	0	0	0	70,000	70,000	0.00%
57010	Parking Citation Fine	185,555	280,941	303,993	260,000	252,165	252,165	-3.01%
57040	General Court Fine	151,750	139,736	163,214	75,000	100,000	75,000	0.00%
57060	Special Event Fee	23,303	170	35,240	50,000	6,000	6,000	-88.00%
57150	Dui Response Fees	15,845	11,840	12,375	10,000	10,000	10,000	0.00%
57160	False Alarm Response Fees	50,724	16,463	18,782	16,000	7,000	10,000	-37.50%
57190	Public Safety Service Fee	5,250	5,000	3,000	15,000	15,000	15,000	0.00%
57200	Zone Restricted Parking Permit	455	1,357	589	500	500	500	0.00%
59395	Other Revenue	0	0	1	0	1	0	0.00%
TOTAL PATROL SERVICES		432,882	455,507	537,194	426,500	460,666	438,665	2.85%

**City of Chino**  
**Revenue Detail By Fund By Program By Object By Project**

Obj/Prj No.	Description	2022 Actual	2023 Actual	2024 Actual	2025 Budget	2025 Projected	2026 Proposed	%CHG Bdgt to Bdgt
<b>100</b>	<b>GENERAL FUND</b>							
	<b>10041005 SPECIAL EVENTS</b>							
59090	Special Permit Investigation	0	0	1,805	0	2,000	1,800	0.00%
	<b>TOTAL SPECIAL EVENTS</b>	0	0	1,805	0	2,000	1,800	0.00%
	<b>1004200 TRAFFIC SERVICES</b>							
57005	Truck Route Citation	611,345	628,991	792,683	550,000	650,000	650,000	18.18%
59150	Fireworks Fines	41,351	33,015	33,494	35,000	50,000	50,000	42.86%
	<b>TOTAL TRAFFIC SERVICES</b>	652,696	662,006	826,177	585,000	700,000	700,000	19.66%
	<b>1004210 CRIMINAL INVESTIGATIONS</b>							
57210	Evidence/Other	4,945	4,392	88,188	4,000	40,000	40,000	900.00%
	<b>TOTAL CRIMINAL INVESTIGATIONS</b>	4,945	4,392	88,188	4,000	40,000	40,000	900.00%
	<b>10042102 SPECIAL INVESTIGATIONS UNIT</b>							
R4162	Hidta Task Force	2,862	0	0	0	0	0	0.00%
	Sub-total	2,862	0	0	0	0	0	0.00%
	<b>TOTAL SPECIAL INVESTIGATIONS UNIT</b>	2,862	0	0	0	0	0	0.00%
	<b>1004230 RECORDS &amp; EVIDENCE</b>							
57000	Bicycle License Fee	27	12	6	12	12	12	0.00%
57070	Accident Report Fees	41	5	16	30	10	10	-66.67%
57090	Fingerprint Fee	1,221	3,330	4,650	3,500	4,316	4,000	14.29%
57100	Photo Sales Fee	82	20	8	20	10	10	-50.00%
57110	Vehicle Report Certification	5,315	5,689	5,358	5,000	5,000	5,000	0.00%
57120	Crime Report Fees	875	825	675	700	800	800	14.29%
57130	Vehicle Insp Fees	6,582	7,866	9,614	7,000	8,322	8,000	14.29%
57140	Towing Ordinance	121,894	117,299	136,232	90,000	90,000	90,000	0.00%
57170	Records Clearance Check	843	1,409	1,292	1,100	1,200	1,100	0.00%
57180	Vehicle Release Fees	192,047	222,095	233,945	185,000	185,000	185,000	0.00%
57220	Local Criminal History Record	100	150	0	50	350	100	100.00%
59395	Other Revenue	5,336	4,824	4,373	4,500	6,049	5,000	11.11%
	<b>TOTAL RECORDS &amp; EVIDENCE</b>	334,363	363,524	396,169	296,912	301,069	299,032	0.71%
	<b>1004250 TRAINING</b>							
51530	Peace Officer Stndrd Training	61,720	88,554	91,114	85,000	10,000	10,000	-88.24%
59355	Reimb & Contributions	263	0	256	200	200	200	0.00%
	<b>TOTAL TRAINING</b>	61,983	88,554	91,370	85,200	10,200	10,200	-88.03%
	<b>1004260 COMMUNITY RELATIONS</b>							
57020	Crime Prevention Fee	210	172	97	100	1,250	100	0.00%
	<b>TOTAL COMMUNITY RELATIONS</b>	210	172	97	100	1,250	100	0.00%
	<b>1004280 SCHOOL RESOURCE OFFICER</b>							
57050	School Resource Fee	413,294	465,695	884,448	969,432	969,433	1,017,904	5.00%
	<b>TOTAL SCHOOL RESOURCE OFFICER</b>	413,294	465,695	884,448	969,432	969,433	1,017,904	5.00%
	<b>1004290 TECHNICAL SERVICES</b>							
59395	Other Revenue	5,000	0	0	0	0	0	0.00%
	<b>TOTAL TECHNICAL SERVICES</b>	5,000	0	0	0	0	0	0.00%
	<b>1006000 DEV SVCS ADMINISTRATION</b>							
50015	Other Financing Source Sbita	0	324,317	0	0	0	0	0.00%
	<b>TOTAL DEV SVCS ADMINISTRATION</b>	0	324,317	0	0	0	0	0.00%

# City of Chino

## Revenue Detail By Fund By Program By Object By Project

Obj/Prj No.	Description	2022 Actual	2023 Actual	2024 Actual	2025 Budget	2025 Projected	2026 Proposed	%CHG Bdgt to Bdgt
<b>100</b>	<b>GENERAL FUND</b>							
<b>1006100</b>	<b>PLANNING</b>							
56000	General Plan Update Fee	231,633	97,683	104,106	94,915	85,496	166,218	75.12%
56010	Tentative Tract Map Fee	43,318	16,326	12,875	8,695	8,695	26,085	200.00%
56020	Tentative Parcel Map Fees	18,004	13,804	6,096	7,841	7,841	7,841	0.00%
56030	Environmental Assessment Fee	23,251	7,430	18,672	9,564	9,564	9,564	0.00%
56040	Scup-Site	30,706	10,372	0	10,938	20,744	10,938	0.00%
56050	Special Conditional Use Permit	22,264	24,994	35,894	13,348	41,767	13,348	0.00%
56060	Home Occupation Permit	8,028	8,797	8,207	4,060	5,377	4,060	0.00%
56070	Site Approval Fees	69,499	48,392	70,594	127,543	127,543	98,110	-23.08%
56100	Developer Modification Request	4,335	1,223	25,822	8,488	8,488	4,244	-50.00%
56105	C.C. & R. Fee	4,648	5,531	1,202	15,000	15,000	15,000	0.00%
56110	Preserve Cost Recovery Fee	3,710	0	0	0	0	0	0.00%
56120	Specific Plan Amendment Fee	15,022	7,859	0	0	15,718	8,851	0.00%
56130	Design Review-College Pk-Prese	23,350	13,365	10,692	17,526	17,526	17,526	0.00%
56140	Landscape/Lighting/Wall Plan R	41,571	37,939	15,022	21,020	89,289	45,000	114.08%
56150	General Plan Amendment	0	0	0	0	6,008	0	0.00%
56160	Preliminary Project Review Fee	15,992	15,992	47,814	0	43,978	14,272	0.00%
56170	Adm Aprvl Type 1 & 2 W/D.R.C.	26,071	37,650	26,355	26,220	26,220	26,220	0.00%
56180	Adm Aprvl Type 1-3 W/O D.R.C.	41,446	44,114	70,966	3,300	47,950	3,300	0.00%
56190	Adm Aprvl Type 3 W/D.R.C.	1,722	2,547	4,726	12,360	12,360	12,360	0.00%
56191	Adm Rvw Resid W/O Drc Time Ext	594	594	792	0	396	0	0.00%
56200	Variance Fees Maj-Min	0	0	210	0	0	0	0.00%
56215	Appeal Plng Comm To Council	3,667	0	3,667	0	0	0	0.00%
56216	Public Notice-Mail	4,639	1,529	3,145	2,580	2,580	3,870	50.00%
56217	Public Notice-Newspaper	16,647	12,756	15,598	7,250	9,133	10,875	50.00%
56219	Sb18/Ab52 Nat Amer Consult	0	0	0	0	472	0	0.00%
56221	Zoning Verification	1,512	6,720	6,216	10,128	10,128	5,064	-50.00%
56240	Sign Plan Review Fee	23,142	22,794	25,200	16,500	17,100	16,500	0.00%
56250	Sign Program Review	1,762	1,802	2,703	1,367	2,703	2,734	100.00%
56254	Temporary Banner/Sign	670	1,040	640	0	440	1,780	0.00%
56270	Developer Ext-Adm Review	18,929	12,700	12,700	8,435	8,435	8,435	0.00%
56280	Developer Ext-Discretionary	1,724	3,448	6,896	4,274	4,274	4,274	0.00%
59355	Reimb & Contributions	0	0	3,696	0	36	0	0.00%
	Sub-total	697,856	457,401	540,506	431,352	645,261	536,469	24.37%
G6016	S.B.2 Planning Grant	102,487	139,775	15,031	0	0	0	0.00%
	Sub-total	102,487	139,775	15,031	0	0	0	0.00%
<b>TOTAL PLANNING</b>		<b>800,343</b>	<b>597,176</b>	<b>555,537</b>	<b>431,352</b>	<b>645,261</b>	<b>536,469</b>	<b>24.37%</b>



# City of Chino

## Revenue Detail By Fund By Program By Object By Project

Obj/Prj No.	Description	2022 Actual	2023 Actual	2024 Actual	2025 Budget	2025 Projected	2026 Proposed	%CHG Bdgt to Bdgt
<b>100</b>	<b>GENERAL FUND</b>							
<b>1006300</b>	<b>BUILDING</b>							
56300	Job Valuation	187,768	71,668	100,817	89,634	77,953	111,931	24.88%
56310	Building Permit	2,432,231	1,374,686	1,448,112	1,085,629	1,015,669	963,271	-11.27%
56320	Plumbing Permit	282,133	67,646	165,889	127,639	114,383	97,000	-24.00%
56330	Electrical Permit	229,128	102,480	152,088	145,288	129,047	97,000	-33.24%
56340	Mechanical Permits	591,915	124,055	222,250	171,401	150,980	97,000	-43.41%
56345	Green Building Standards	1,954	840	911	734	654	1,215	65.53%
56350	Building Plan Check Fee	1,008,006	486,842	678,657	509,237	509,273	517,957	1.71%
56360	New Construction Fees	803,717	103,391	223,294	321,372	286,431	260,040	-19.08%
56365	Technology Fee	113,836	9,409	82,976	0	28,704	0	0.00%
56370	New Home Warranty Permit	83,200	12,600	41,600	38,800	34,900	35,100	-9.54%
56380	Special Inspection Fee	3,593	399	4,629	0	1,083	0	0.00%
56385	Special Inspection Reg Fee	869	1,374	1,360	0	340	0	0.00%
56390	Legal Address Change-Owner Req	236,157	68,836	132,019	117,180	104,760	98,500	-15.94%
56395	A.D.A. S.B. 1186	0	0	0	0	22	0	0.00%
59355	Reimb & Contributions	0	0	500	0	0	0	0.00%
	Sub-total	5,974,507	2,424,226	3,255,102	2,606,914	2,454,199	2,279,014	-12.58%
G6211	Local Early Action Plng (L.E.A.P)	0	105,730	168,212	26,058	26,058	26,058	0.00%
	Sub-total	0	105,730	168,212	26,058	26,058	26,058	0.00%
TOTAL BUILDING		5,974,507	2,529,956	3,423,314	2,632,972	2,480,257	2,305,072	-12.45%
<b>10063001</b>	<b>PERMIT CENTER</b>							
56365	Technology Fee	0	0	0	53,599	64,749	108,790	102.97%
	Sub-total	0	0	0	53,599	64,749	108,790	102.97%
G6240	Calapp Program	0	0	0	60,000	60,000	60,000	0.00%
	Sub-total	0	0	0	60,000	60,000	60,000	0.00%
TOTAL PERMIT CENTER		0	0	0	113,599	124,749	168,790	48.58%
<b>1006400</b>	<b>CODE ENFORCEMENT</b>							
59070	Adm Citations Public Nuisance	70,934	35,808	105,345	70,000	70,000	50,000	-28.57%
59071	Cost Recovery Public Nuisance	125,376	138,042	444,075	487,000	450,000	243,500	-50.00%
59350	Property Abatement	0	0	0	2,500	2,500	7,500	200.00%
59355	Reimb & Contributions	315	0	0	0	0	0	0.00%
	Sub-total	196,625	173,850	549,420	559,500	522,500	301,000	-46.20%
N6012	Hazard/Nuisance Abatement	0	0	0	0	0	7,500	0.00%
	Sub-total	0	0	0	0	0	7,500	0.00%
TOTAL CODE ENFORCEMENT		196,625	173,850	549,420	559,500	522,500	308,500	-44.86%
<b>1006600</b>	<b>ADA ACCESSIBILITY</b>							
N6024	S.B.1186 A.D.A. C.A.S.P	18,880	16,912	19,634	28,000	19,408	19,200	-31.43%
	Sub-total	18,880	16,912	19,634	28,000	19,408	19,200	-31.43%
TOTAL ADA ACCESSIBILITY		18,880	16,912	19,634	28,000	19,408	19,200	-31.43%

**City of Chino**  
**Revenue Detail By Fund By Program By Object By Project**

Obj/Prj No.	Description	2022 Actual	2023 Actual	2024 Actual	2025 Budget	2025 Projected	2026 Proposed	%CHG Bdgt to Bdgt
<b>100</b>	<b>GENERAL FUND</b>							
<b>1007010</b>	<b>DEVELOPMENT ENGINEERING</b>							
56260	Developer Agreement	19,993	9,523	10,441	15,000	4,422	10,000	-33.33%
56400	Capital Administration Fee	4,243,221	1,460,001	2,039,657	750,000	750,000	3,671,670	389.56%
56410	R.O.W. Encroachment Permit	98,957	74,733	83,692	90,000	90,000	90,000	0.00%
56415	Ded Row Legal & Plats	0	0	4,725	0	4,200	0	0.00%
56420	Eng Plng Dev Fee -East Chino	198	0	0	0	0	0	0.00%
56430	Grading Plan Check Fees	121,978	215,165	149,243	150,000	140,000	150,000	0.00%
56440	Final Subdivision Map Fee	16,902	33,984	42,834	20,000	20,000	30,000	50.00%
56450	Engineering Plan Check	600,274	774,339	521,503	400,000	400,000	450,000	12.50%
56460	Wide Overweight Vehicle Fee	21,694	15,946	21,772	16,000	16,000	16,000	0.00%
56470	Public Improvement Insp-Land D	1,587,269	1,422,772	1,506,089	850,000	850,000	1,500,000	76.47%
56480	Public Utilities Inspect Fee	202,886	120,122	134,195	125,000	125,000	125,000	0.00%
56485	Small Wireless Facilities Fee	0	0	1,110	0	2,775	0	0.00%
56486	Sewer Annexation App Fee	0	970	4,045	970	583	0	-100.00%
56490	Detour & Lane Closure Fee	78,783	52,751	59,817	50,000	50,000	50,000	0.00%
56500	Engineering Plans Revision Fee	35,741	42,700	103,413	55,000	55,000	35,000	-36.36%
56510	Intersection Design Fees	33	37	0	0	0	0	0.00%
59355	Reimb & Contributions	0	2,110	2,000	0	0	0	0.00%
	Sub-total	7,027,929	4,225,153	4,684,536	2,521,970	2,507,980	6,127,670	142.97%
N3001	CFD 2003-3 I.A.1 & I.A.2 Lewis	0	93,799	118,000	0	0	0	0.00%
N3007	CFD 2005-1 I.A. 2/3/4 College Pk	0	0	1,835	0	0	0	0.00%
N3016	CFD 2016-1 K.B. Homes	0	6,133	17,954	0	0	0	0.00%
N3162	CFD 2016-2 Lennar/Univ Pk	0	0	563	0	0	0	0.00%
N3191	CFD 2019-1 Lennar Landings	0	34,380	0	0	0	0	0.00%
	Sub-total	0	134,312	138,352	0	0	0	0.00%
TOTAL DEVELOPMENT ENGINEERING		7,027,929	4,359,465	4,822,888	2,521,970	2,507,980	6,127,670	142.97%
<b>1009020</b>	<b>ECONOMIC DEVELOPMENT</b>							
59355	Reimb & Contributions	0	0	32	0	0	0	0.00%
	Sub-total	0	0	32	0	0	0	0.00%
N9005	Recycle Market Development Zone	0	0	0	1,000	1,000	1,000	0.00%
	Sub-total	0	0	0	1,000	1,000	1,000	0.00%
TOTAL ECONOMIC DEVELOPMENT		0	0	32	1,000	1,000	1,000	0.00%
TOTAL GENERAL FUND		<b>109,424,406</b>	<b>104,708,348</b>	<b>121,550,504</b>	<b>147,788,654</b>	<b>136,863,660</b>	<b>135,858,798</b>	<b>-8.07%</b>
<b>101</b>	<b>SUCCR AGENCY ADMIN COST FUND</b>							
<b>1011000</b>	<b>SUCCR AGENCY ADM COST FUND</b>							
59200	Interest Income Apportioned	820	1,789	2,617	2,000	726	0	-100.00%
59320	Gain/Loss On Investment	-2,448	723	662	0	1,597	0	0.00%
TOTAL SUCCR AGENCY ADM COST FUNI		-1,628	2,512	3,279	2,000	2,323	0	-100.00%
<b>1019000</b>	<b>SUCCR AGENCY ADMIN COST FUND</b>							
59355	Reimb & Contributions	218,078	159,265	0	0	0	0	0.00%
TOTAL SUCCR AGENCY ADMIN COST FU		218,078	159,265	0	0	0	0	0.00%
TOTAL SUCCR AGENCY ADMIN COST FUND		<b>216,450</b>	<b>161,777</b>	<b>3,279</b>	<b>2,000</b>	<b>2,323</b>	<b>0</b>	<b>-100.00%</b>



**City of Chino**  
**Revenue Detail By Fund By Program By Object By Project**

Obj/Prj No.	Description	2022 Actual	2023 Actual	2024 Actual	2025 Budget	2025 Projected	2026 Proposed	%CHG Bdgt to Bdgt
<b>102</b>	<b>LOCAL PUBLIC SAFETY</b>							
<b>1021000</b>	<b>LOCAL PUBLIC SAFETY</b>							
51510	Half Cent Sales Tax-Public Saf	1,237,047	1,330,697	1,289,078	1,330,000	1,330,000	1,330,000	0.00%
59200	Interest Income Apportioned	7,211	18,985	22,654	12,000	27,621	27,500	129.17%
TOTAL LOCAL PUBLIC SAFETY		1,244,258	1,349,682	1,311,732	1,342,000	1,357,621	1,357,500	1.15%
TOTAL LOCAL PUBLIC SAFETY		<b>1,244,258</b>	<b>1,349,682</b>	<b>1,311,732</b>	<b>1,342,000</b>	<b>1,357,621</b>	<b>1,357,500</b>	<b>1.15%</b>
<b>103</b>	<b>SALES TAX MEASURE V</b>							
<b>1031000</b>	<b>SALES TAX MEASURE V</b>							
51301	Sales Tax Measure V	0	0	0	28,000,000	0	0	-100.00%
TOTAL SALES TAX MEASURE V		0	0	0	28,000,000	0	0	-100.00%
TOTAL SALES TAX MEASURE V		<b>0</b>	<b>0</b>	<b>0</b>	<b>28,000,000</b>	<b>0</b>	<b>0</b>	<b>-100.00%</b>
<b>105</b>	<b>TRAFFIC SAFETY</b>							
<b>1051000</b>	<b>TRAFFIC SAFETY</b>							
59200	Interest Income Apportioned	493	1,193	1,766	1,200	2,544	2,400	100.00%
TOTAL TRAFFIC SAFETY		493	1,193	1,766	1,200	2,544	2,400	100.00%
<b>1054100</b>	<b>PATROL SERVICES</b>							
51515	Motor Vehicle Fines	89,761	94,407	108,853	113,159	70,000	70,000	-38.14%
TOTAL PATROL SERVICES		89,761	94,407	108,853	113,159	70,000	70,000	-38.14%
TOTAL TRAFFIC SAFETY		<b>90,254</b>	<b>95,600</b>	<b>110,619</b>	<b>114,359</b>	<b>72,544</b>	<b>72,400</b>	<b>-36.69%</b>
<b>108</b>	<b>DIAST/EMGY RESERVE</b>							
<b>1081000</b>	<b>DIAST/EMGY RESERVE</b>							
50000	Transfers In	208,514	166,180	-82,051	131,864	23,148	0	-100.00%
59200	Interest Income Apportioned	16,653	48,454	87,605	45,000	75,728	66,000	46.67%
59320	Gain/Loss On Investment	-53,713	-5,728	24,341	0	0	0	0.00%
TOTAL DIAST/EMGY RESERVE		171,454	208,906	29,895	176,864	98,876	66,000	-62.68%
TOTAL DIAST/EMGY RESERVE		<b>171,454</b>	<b>208,906</b>	<b>29,895</b>	<b>176,864</b>	<b>98,876</b>	<b>66,000</b>	<b>-62.68%</b>
<b>120</b>	<b>ASSET FORFEIT/DEPT OF JUSTICE</b>							
<b>1201000</b>	<b>ASSET FORFEIT/DEPT OF JUSTICE</b>							
59200	Interest Income Apportioned	5,975	11,982	21,632	11,000	26,282	22,000	100.00%
59320	Gain/Loss On Investment	-15,893	2,344	3,566	0	0	0	0.00%
TOTAL ASSET FORFEIT/DEPT OF JUSTIC		-9,918	14,326	25,198	11,000	26,282	22,000	100.00%
<b>12040002</b>	<b>ASSET FORFEITURE/DEPTOFJUSTICE</b>							
51539	Forfeiture-Dept Of Justice	76,630	191,577	145,408	0	253,694	0	0.00%
59335	Sale Of Real & Personal Proper	16,500	0	0	0	0	0	0.00%
Sub-total		93,130	191,577	145,408	0	253,694	0	0.00%
G4255	Federal Asset Funds-K9	0	0	0	23,794	0	0	-100.00%
G4257	Federal Asset Grant - Off Rd Vehic	0	0	0	47,196	0	0	-100.00%
G4259	Asset Forf Swat Team Equipment	0	0	0	19,868	0	0	-100.00%
Sub-total		0	0	0	90,858	0	0	-100.00%
TOTAL ASSET FORFEITURE/DEPTOFJUS		93,130	191,577	145,408	90,858	253,694	0	-100.00%
TOTAL ASSET FORFEIT/DEPT OF JUSTICE		<b>83,212</b>	<b>205,903</b>	<b>170,606</b>	<b>101,858</b>	<b>279,976</b>	<b>22,000</b>	<b>-78.40%</b>

**City of Chino**  
**Revenue Detail By Fund By Program By Object By Project**

Obj/Prj No.	Description	2022 Actual	2023 Actual	2024 Actual	2025 Budget	2025 Projected	2026 Proposed	%CHG Bdgt to Bdgt
<b>121</b>	<b>ASSET FORFEIT/DEPT OF TREASURY</b>							
<b>1211000</b>	<b>ASSET FORFEIT/DEPT OF TREASURY</b>							
59200	Interest Income Apportioned	133	1,390	7,337	1,300	6,641	5,800	346.15%
TOTAL ASSET FORFEIT/DEPT OF TREAS		133	1,390	7,337	1,300	6,641	5,800	346.15%
<b>12140002</b>	<b>ASSET FORF/DEPT OF TREASURY</b>							
51540	Forfeiture-Ca Dept Treasury	0	175,720	0	0	3,879	0	0.00%
TOTAL ASSET FORF/DEPT OF TREASUR		0	175,720	0	0	3,879	0	0.00%
TOTAL ASSET FORFEIT/DEPT OF TREASURY		<b>133</b>	<b>177,110</b>	<b>7,337</b>	<b>1,300</b>	<b>10,520</b>	<b>5,800</b>	<b>346.15%</b>
<b>122</b>	<b>ASSET FORFEIT/STATE OF CALIF</b>							
<b>1221000</b>	<b>ASSET FORFEIT/STATE OF CALIF</b>							
59200	Interest Income Apportioned	551	1,460	2,493	1,400	2,213	1,900	35.71%
59320	Gain/Loss On Investment	-1,626	-37	631	0	0	0	0.00%
TOTAL ASSET FORFEIT/STATE OF CALIF		-1,075	1,423	3,124	1,400	2,213	1,900	35.71%
TOTAL ASSET FORFEIT/STATE OF CALIF		<b>-1,075</b>	<b>1,423</b>	<b>3,124</b>	<b>1,400</b>	<b>2,213</b>	<b>1,900</b>	<b>35.71%</b>
<b>123</b>	<b>ASSET FORFEIT/STATE 15% DRUG</b>							
<b>1231000</b>	<b>ASSET FORFEIT/STATE 15% DRUG</b>							
59200	Interest Income Apportioned	7	17	0	0	0	0	0.00%
59320	Gain/Loss On Investment	-19	0	21	0	0	0	0.00%
TOTAL ASSET FORFEIT/STATE 15% DRU		-12	17	21	0	0	0	0.00%
TOTAL ASSET FORFEIT/STATE 15% DRUG		<b>-12</b>	<b>17</b>	<b>21</b>	<b>0</b>	<b>0</b>	<b>0</b>	<b>0.00%</b>
<b>130</b>	<b>AB 3229-STATE GRANT</b>							
<b>1301000</b>	<b>AB 3229-STATE GRANT</b>							
59200	Interest Income Apportioned	3,657	10,802	21,832	10,000	23,290	21,000	110.00%
59320	Gain/Loss On Investment	-10,155	-2,134	2,875	0	0	0	0.00%
TOTAL AB 3229-STATE GRANT		-6,498	8,668	24,707	10,000	23,290	21,000	110.00%
<b>1304000</b>	<b>AB 3229 STATE COPS GRANT</b>							
50015	Other Financing Source Sbita	0	68,570	0	0	0	0	0.00%
	Sub-total	0	68,570	0	0	0	0	0.00%
G4219	2021 Cops Grant	82,977	0	0	0	0	0	0.00%
G4224	2021 Cops State Grant	135,124	88,193	0	0	0	0	0.00%
G4236	2023 Cops Grant	0	142,229	122,502	0	0	0	0.00%
G4249	2023-24 Cops Eleas	0	0	145,133	137,125	137,125	0	-100.00%
G4256	2025 Cops Eleas Grant	0	0	0	142,976	143,131	0	-100.00%
	Sub-total	218,101	230,422	267,635	280,101	280,256	0	-100.00%
TOTAL AB 3229 STATE COPS GRANT		218,101	298,992	267,635	280,101	280,256	0	-100.00%
TOTAL AB 3229-STATE GRANT		<b>211,603</b>	<b>307,660</b>	<b>292,342</b>	<b>290,101</b>	<b>303,546</b>	<b>21,000</b>	<b>-92.76%</b>

**City of Chino**  
**Revenue Detail By Fund By Program By Object By Project**

Obj/Prj No.	Description	2022 Actual	2023 Actual	2024 Actual	2025 Budget	2025 Projected	2026 Proposed	%CHG Bdgt to Bdgt
<b>135</b>	<b>JUSTICE ASSISTANCE GRANT</b>							
<b>1351000</b>	<b>JUSTICE ASSISTANCE GRANT</b>							
59200	Interest Income Apportioned	0	172	-99	0	0	0	0.00%
59320	Gain/Loss On Investment	0	-794	794	0	0	0	0.00%
TOTAL JUSTICE ASSISTANCE GRANT		0	-622	695	0	0	0	0.00%
<b>1354000</b>	<b>JUSTICE ASSIST GRANT</b>							
G4211	FY18 Justice Assistance Grant	0	14,536	0	0	0	0	0.00%
G4212	FY19 Justice Assistance Grant	0	14,575	0	0	0	0	0.00%
G4218	Traffic Records Improvement Proje	77,886	0	0	0	0	0	0.00%
G4226	FY20 Justice Assistance Grant	0	0	14,129	0	0	0	0.00%
G4227	FY21 Justice Assistance Grant	0	0	19,393	0	0	0	0.00%
G4239	FY22 Justice Assistance Grant	0	0	22,413	0	0	0	0.00%
G424C	2023 Justice Assistance Grant	0	0	0	24,141	24,141	0	-100.00%
	Sub-total	77,886	29,111	55,935	24,141	24,141	0	-100.00%
TOTAL JUSTICE ASSIST GRANT		77,886	29,111	55,935	24,141	24,141	0	-100.00%
TOTAL JUSTICE ASSISTANCE GRANT		77,886	28,489	56,630	24,141	24,141	0	-100.00%
<b>220</b>	<b>DIF BRIDGES/SIGNALS/THOROUGH</b>							
<b>2201000</b>	<b>BRIDGES/SIGNALS/THOROUGHFARE</b>							
59200	Interest Income Apportioned	346,207	820,624	1,222,118	700,000	1,032,472	904,000	29.14%
59320	Gain/Loss On Investment	-922,610	119,604	332,923	0	0	0	0.00%
59386	Reserve Future Imp 22024270	2,220,572	107,715	44,700	0	0	0	0.00%
TOTAL BRIDGES/SIGNALS/THOROUGHFARE		1,644,169	1,047,943	1,599,741	700,000	1,032,472	904,000	29.14%
<b>2207005</b>	<b>DEVELOPMENT IMPACT FEES</b>							
56520	Bridges-Signals-Tfares-D.I.F.	2,717,959	514,030	834,396	735,440	735,440	1,579,574	114.78%
56650	Bridges-Sig-Tfares-Preserve Di	10,931	0	0	0	0	0	0.00%
56660	Sewage Cllctn & Disp-Preserve	15,229	0	0	0	0	0	0.00%
56675	Community Facilities-Preserve	11,111	0	0	0	0	0	0.00%
56690	Bicycle Path Development Dif	33,756	0	0	0	0	0	0.00%
TOTAL DEVELOPMENT IMPACT FEES		2,788,986	514,030	834,396	735,440	735,440	1,579,574	114.78%
TOTAL DIF BRIDGES/SIGNALS/THOROUGH		4,433,155	1,561,973	2,434,137	1,435,440	1,767,912	2,483,574	73.02%
<b>231</b>	<b>DIF LAW ENFORCEMENT</b>							
<b>2311000</b>	<b>LAW ENFORCEMENT DIF</b>							
59200	Interest Income Apportioned	32,253	89,755	151,885	80,000	141,089	124,000	55.00%
59320	Gain/Loss On Investment	-97,811	-2,122	34,242	0	0	0	0.00%
TOTAL LAW ENFORCEMENT DIF		-65,558	87,633	186,127	80,000	141,089	124,000	55.00%
<b>2317005</b>	<b>DEVELOPMENT IMPACT FEES</b>							
56590	Law Enforce Fac Veh Eq D.I.F.	845,428	188,974	283,460	126,568	126,568	375,943	197.03%
TOTAL DEVELOPMENT IMPACT FEES		845,428	188,974	283,460	126,568	126,568	375,943	197.03%
TOTAL DIF LAW ENFORCEMENT		779,870	276,607	469,587	206,568	267,657	499,943	142.02%

**City of Chino**  
**Revenue Detail By Fund By Program By Object By Project**

Obj/Prj No.	Description	2022 Actual	2023 Actual	2024 Actual	2025 Budget	2025 Projected	2026 Proposed	%CHG Bdgt to Bdgt
<b>232</b>	<b>DIF FIRE PROTECTION</b>							
<b>2321000</b>	<b>FIRE PROTECTION DIF</b>							
59200	Interest Income Apportioned	1,553	9,037	12,326	7,000	11,246	7,700	10.00%
59320	Gain/Loss On Investment	-5,005	-6,871	2,361	0	0	0	0.00%
	<b>TOTAL FIRE PROTECTION DIF</b>	<b>-3,452</b>	<b>2,166</b>	<b>14,687</b>	<b>7,000</b>	<b>11,246</b>	<b>7,700</b>	<b>10.00%</b>
<b>2327005</b>	<b>DEVELOPMENT IMPACT FEES</b>							
56600	Fire Facility Vehicle Equipme	193,424	439,741	578,091	175,024	175,024	676,909	286.75%
	<b>TOTAL DEVELOPMENT IMPACT FEES</b>	<b>193,424</b>	<b>439,741</b>	<b>578,091</b>	<b>175,024</b>	<b>175,024</b>	<b>676,909</b>	<b>286.75%</b>
	<b>TOTAL DIF FIRE PROTECTION</b>	<b>189,972</b>	<b>441,907</b>	<b>592,778</b>	<b>182,024</b>	<b>186,270</b>	<b>684,609</b>	<b>276.11%</b>
<b>233</b>	<b>DIF GENERAL FACILITIES</b>							
<b>2331000</b>	<b>GENERAL FACILITIES DIF</b>							
59200	Interest Income Apportioned	26,931	73,461	127,338	70,000	115,049	100,000	42.86%
59320	Gain/Loss On Investment	-82,730	-3,271	30,383	0	0	0	0.00%
	<b>TOTAL GENERAL FACILITIES DIF</b>	<b>-55,799</b>	<b>70,190</b>	<b>157,721</b>	<b>70,000</b>	<b>115,049</b>	<b>100,000</b>	<b>42.86%</b>
<b>2337005</b>	<b>DEVELOPMENT IMPACT FEES</b>							
56610	General Facility Vehicle Equi	1,052,639	64,764	88,639	15,888	15,888	126,167	694.10%
56615	Art In Public Places	148,100	0	0	0	0	0	0.00%
	<b>TOTAL DEVELOPMENT IMPACT FEES</b>	<b>1,200,739</b>	<b>64,764</b>	<b>88,639</b>	<b>15,888</b>	<b>15,888</b>	<b>126,167</b>	<b>694.10%</b>
	<b>TOTAL DIF GENERAL FACILITIES</b>	<b>1,144,940</b>	<b>134,954</b>	<b>246,360</b>	<b>85,888</b>	<b>130,937</b>	<b>226,167</b>	<b>163.33%</b>
<b>234</b>	<b>DIF LIBRARY FACILITIES</b>							
<b>2341000</b>	<b>LIBRARY FACILITIES DIF</b>							
59200	Interest Income Apportioned	4,382	11,603	19,814	10,000	17,589	15,000	50.00%
59320	Gain/Loss On Investment	-12,925	-292	5,014	0	0	0	0.00%
	<b>TOTAL LIBRARY FACILITIES DIF</b>	<b>-8,543</b>	<b>11,311</b>	<b>24,828</b>	<b>10,000</b>	<b>17,589</b>	<b>15,000</b>	<b>50.00%</b>
	<b>TOTAL DIF LIBRARY FACILITIES</b>	<b>-8,543</b>	<b>11,311</b>	<b>24,828</b>	<b>10,000</b>	<b>17,589</b>	<b>15,000</b>	<b>50.00%</b>
<b>240</b>	<b>DIF COMM/INDUSTRIAL PK</b>							
<b>2401000</b>	<b>COMM/INDUSTRIAL PK DIF</b>							
59200	Interest Income Apportioned	3,952	10,464	17,869	9,000	15,863	13,000	44.44%
59320	Gain/Loss On Investment	-11,657	-263	4,522	0	0	0	0.00%
	<b>TOTAL COMM/INDUSTRIAL PK DIF</b>	<b>-7,705</b>	<b>10,201</b>	<b>22,391</b>	<b>9,000</b>	<b>15,863</b>	<b>13,000</b>	<b>44.44%</b>
	<b>TOTAL DIF COMM/INDUSTRIAL PK</b>	<b>-7,705</b>	<b>10,201</b>	<b>22,391</b>	<b>9,000</b>	<b>15,863</b>	<b>13,000</b>	<b>44.44%</b>
<b>245</b>	<b>DIF COMMUNITY FACILITIES</b>							
<b>2451000</b>	<b>COMMUNITY FACILITIES DIF</b>							
59200	Interest Income Apportioned	24,153	64,218	110,806	60,000	106,136	94,000	56.67%
59320	Gain/Loss On Investment	-71,350	-2,020	27,134	0	0	0	0.00%
	<b>TOTAL COMMUNITY FACILITIES DIF</b>	<b>-47,197</b>	<b>62,198</b>	<b>137,940</b>	<b>60,000</b>	<b>106,136</b>	<b>94,000</b>	<b>56.67%</b>
<b>2457005</b>	<b>DEVELOPMENT IMPACT FEES</b>							
56540	Community Facilities D.I.F.	33,601	17,022	46,737	10,000	340,992	82,880	728.80%
	<b>TOTAL DEVELOPMENT IMPACT FEES</b>	<b>33,601</b>	<b>17,022</b>	<b>46,737</b>	<b>10,000</b>	<b>340,992</b>	<b>82,880</b>	<b>728.80%</b>
	<b>TOTAL DIF COMMUNITY FACILITIES</b>	<b>-13,596</b>	<b>79,220</b>	<b>184,677</b>	<b>70,000</b>	<b>447,128</b>	<b>176,880</b>	<b>152.69%</b>

# City of Chino

## Revenue Detail By Fund By Program By Object By Project

Obj/Prj No.	Description	2022 Actual	2023 Actual	2024 Actual	2025 Budget	2025 Projected	2026 Proposed	%CHG Bdgt to Bdgt
<b>253</b>	<b>DIF WATER</b>							
<b>2531000</b>	<b>WATER DIF</b>							
59200	Interest Income Apportioned	8,362	11,333	542	1,000	0	0	-100.00%
59320	Gain/Loss On Investment	-13,221	13,994	0	0	0	0	0.00%
	<b>TOTAL WATER DIF</b>	<b>-4,859</b>	<b>25,327</b>	<b>542</b>	<b>1,000</b>	<b>0</b>	<b>0</b>	<b>-100.00%</b>
<b>2537005</b>	<b>DEVELOPMENT IMPACT FEES</b>							
56560	Water Storage Distrib D.I.F.	651,369	93,217	65,072	106,104	106,104	525,830	395.58%
56705	Recyc Water Dev Fee-E.B.P.	27,790	0	0	0	0	0	0.00%
	<b>TOTAL DEVELOPMENT IMPACT FEES</b>	<b>679,159</b>	<b>93,217</b>	<b>65,072</b>	<b>106,104</b>	<b>106,104</b>	<b>525,830</b>	<b>395.58%</b>
	<b>TOTAL DIF WATER</b>	<b>674,300</b>	<b>118,544</b>	<b>65,614</b>	<b>107,104</b>	<b>106,104</b>	<b>525,830</b>	<b>390.95%</b>
<b>254</b>	<b>DIF SEWER</b>							
<b>2541000</b>	<b>SEWER DIF</b>							
59200	Interest Income Apportioned	33,462	89,138	152,710	85,000	136,646	120,000	41.18%
59320	Gain/Loss On Investment	-99,150	-2,787	38,347	0	0	0	0.00%
	<b>TOTAL SEWER DIF</b>	<b>-65,688</b>	<b>86,351</b>	<b>191,057</b>	<b>85,000</b>	<b>136,646</b>	<b>120,000</b>	<b>41.18%</b>
<b>2547005</b>	<b>DEVELOPMENT IMPACT FEES</b>							
56570	Sewage Collect/Disposal D.I.F.	151,747	19,602	15,060	29,280	29,280	106,694	264.39%
56700	Sewer C.I.M. Extension E Chino	563	622	0	0	0	0	0.00%
	<b>TOTAL DEVELOPMENT IMPACT FEES</b>	<b>152,310</b>	<b>20,224</b>	<b>15,060</b>	<b>29,280</b>	<b>29,280</b>	<b>106,694</b>	<b>264.39%</b>
	<b>TOTAL DIF SEWER</b>	<b>86,622</b>	<b>106,575</b>	<b>206,117</b>	<b>114,280</b>	<b>165,926</b>	<b>226,694</b>	<b>98.37%</b>
<b>255</b>	<b>DIF STORM DRAIN</b>							
<b>2551000</b>	<b>STORM DRAIN DIF</b>							
59200	Interest Income Apportioned	33,963	61,010	98,063	58,000	61,545	55,000	-5.17%
59320	Gain/Loss On Investment	-64,905	-2,985	45,595	0	0	0	0.00%
	<b>TOTAL STORM DRAIN DIF</b>	<b>-30,942</b>	<b>58,025</b>	<b>143,658</b>	<b>58,000</b>	<b>61,545</b>	<b>55,000</b>	<b>-5.17%</b>
<b>2557005</b>	<b>DEVELOPMENT IMPACT FEES</b>							
56580	Storm Drain Collection D.I.F.	505,577	54,455	60,075	52,560	52,560	467,574	789.60%
	<b>TOTAL DEVELOPMENT IMPACT FEES</b>	<b>505,577</b>	<b>54,455</b>	<b>60,075</b>	<b>52,560</b>	<b>52,560</b>	<b>467,574</b>	<b>789.60%</b>
	<b>TOTAL DIF STORM DRAIN</b>	<b>474,635</b>	<b>112,480</b>	<b>203,733</b>	<b>110,560</b>	<b>114,105</b>	<b>522,574</b>	<b>372.66%</b>
<b>260</b>	<b>DIF BRDG/SGNL/THRGFR PRESERVE</b>							
<b>2601000</b>	<b>BRDG/SGNL/THRGFR PRESERVE DIF</b>							
59200	Interest Income Apportioned	194,712	463,418	741,365	350,000	560,373	490,000	40.00%
59234	Int Inc Eminent Domain Deposit	5,676	0	0	0	0	0	0.00%
59320	Gain/Loss On Investment	-530,969	54,064	218,784	0	0	0	0.00%
	<b>TOTAL BRDG/SGNL/THRGFR PRESERVE</b>	<b>-330,581</b>	<b>517,482</b>	<b>960,149</b>	<b>350,000</b>	<b>560,373</b>	<b>490,000</b>	<b>40.00%</b>
<b>2607005</b>	<b>DEVELOPMENT IMPACT FEES</b>							
56520	Bridges-Signals-Tfares-D.I.F.	5,431,422	174,596	1,215,736	322,420	322,420	5,568,133	1,626.98%
59355	Reimb & Contributions	348,000	0	0	0	0	0	0.00%
	<b>TOTAL DEVELOPMENT IMPACT FEES</b>	<b>5,779,422</b>	<b>174,596</b>	<b>1,215,736</b>	<b>322,420</b>	<b>322,420</b>	<b>5,568,133</b>	<b>1,626.98%</b>
	<b>TOTAL DIF BRDG/SGNL/THRGFR PRESERVE</b>	<b>5,448,841</b>	<b>692,078</b>	<b>2,175,885</b>	<b>672,420</b>	<b>882,793</b>	<b>6,058,133</b>	<b>800.94%</b>

**City of Chino**  
**Revenue Detail By Fund By Program By Object By Project**

Obj/Prj No.	Description	2022 Actual	2023 Actual	2024 Actual	2025 Budget	2025 Projected	2026 Proposed	%CHG Bdgt to Bdgt
<b>261</b>	<b>DIF WATER PRESERVE</b>							
<b>2611000</b>	<b>WATER PRESERVE DIF</b>							
59200	Interest Income Apportioned	18,109	73,767	56,757	35,000	58,662	47,000	34.29%
59320	Gain/Loss On Investment	-54,379	27,082	-2,567	0	0	0	0.00%
TOTAL WATER PRESERVE DIF		-36,270	100,849	54,190	35,000	58,662	47,000	34.29%
<b>2617005</b>	<b>DEVELOPMENT IMPACT FEES</b>							
56560	Water Storage Distrib D.I.F.	596,327	1,416,557	1,732,492	326,970	326,970	4,445,644	1,259.65%
TOTAL DEVELOPMENT IMPACT FEES		596,327	1,416,557	1,732,492	326,970	326,970	4,445,644	1,259.65%
TOTAL DIF WATER PRESERVE		<b>560,057</b>	<b>1,517,406</b>	<b>1,786,682</b>	<b>361,970</b>	<b>385,632</b>	<b>4,492,644</b>	<b>1,141.16%</b>
<b>262</b>	<b>DIF SEWER PRESERVE</b>							
<b>2621000</b>	<b>SEWER PRESERVE DIF</b>							
59200	Interest Income Apportioned	4,492	13,833	18,929	12,000	28,209	25,000	108.33%
59320	Gain/Loss On Investment	-13,467	5,453	-844	0	0	0	0.00%
TOTAL SEWER PRESERVE DIF		-8,975	19,286	18,085	12,000	28,209	25,000	108.33%
<b>2627005</b>	<b>DEVELOPMENT IMPACT FEES</b>							
56570	Sewage Collect/Disposal D.I.F.	134,168	185,963	727,254	319,702	319,702	1,758,910	450.17%
TOTAL DEVELOPMENT IMPACT FEES		134,168	185,963	727,254	319,702	319,702	1,758,910	450.17%
TOTAL DIF SEWER PRESERVE		<b>125,193</b>	<b>205,249</b>	<b>745,339</b>	<b>331,702</b>	<b>347,911</b>	<b>1,783,910</b>	<b>437.81%</b>
<b>263</b>	<b>DIF STORM DRAIN PRESERVE</b>							
<b>2631000</b>	<b>STORM DRAIN PRESERVE DIF</b>							
59200	Interest Income Apportioned	51,398	125,271	143,810	100,000	145,876	128,000	28.00%
59320	Gain/Loss On Investment	-154,739	85,303	8,093	0	0	0	0.00%
TOTAL STORM DRAIN PRESERVE DIF		-103,341	210,574	151,903	100,000	145,876	128,000	28.00%
<b>2637005</b>	<b>DEVELOPMENT IMPACT FEES</b>							
56580	Storm Drain Collection D.I.F.	1,750,264	502	1,672,094	293,720	293,720	4,227,038	1,339.14%
TOTAL DEVELOPMENT IMPACT FEES		1,750,264	502	1,672,094	293,720	293,720	4,227,038	1,339.14%
TOTAL DIF STORM DRAIN PRESERVE		<b>1,646,923</b>	<b>211,076</b>	<b>1,823,997</b>	<b>393,720</b>	<b>439,596</b>	<b>4,355,038</b>	<b>1,006.13%</b>
<b>264</b>	<b>DIF LIBRARY FAC PRSRV</b>							
<b>2641000</b>	<b>LIBRARY FAC PRSV DIF</b>							
59200	Interest Income Apportioned	2,478	6,562	11,206	5,800	9,948	8,700	50.00%
59320	Gain/Loss On Investment	-7,310	-165	2,836	0	0	0	0.00%
TOTAL LIBRARY FAC PRSV DIF		-4,832	6,397	14,042	5,800	9,948	8,700	50.00%
TOTAL DIF LIBRARY FAC PRSRV		<b>-4,832</b>	<b>6,397</b>	<b>14,042</b>	<b>5,800</b>	<b>9,948</b>	<b>8,700</b>	<b>50.00%</b>
<b>265</b>	<b>DIF PUBLIC USE FACILITY PRSRV</b>							
<b>2651000</b>	<b>COMM. FACILITIES PRSRV DIF</b>							
59200	Interest Income Apportioned	16,266	57,891	112,306	50,000	126,499	111,000	122.00%
59320	Gain/Loss On Investment	-47,985	-19,032	8,488	0	0	0	0.00%
TOTAL COMM. FACILITIES PRSRV DIF		-31,719	38,859	120,794	50,000	126,499	111,000	122.00%
<b>2657005</b>	<b>DEVELOPMENT IMPACT FEES</b>							
56540	Community Facilities D.I.F.	0	646,912	967,090	165,760	165,760	2,237,760	1,250.00%
TOTAL DEVELOPMENT IMPACT FEES		0	646,912	967,090	165,760	165,760	2,237,760	1,250.00%
TOTAL DIF PUBLIC USE FACILITY PRSRV		<b>-31,719</b>	<b>685,771</b>	<b>1,087,884</b>	<b>215,760</b>	<b>292,259</b>	<b>2,348,760</b>	<b>988.60%</b>

**City of Chino**  
**Revenue Detail By Fund By Program By Object By Project**

Obj/Prj No.	Description	2022 Actual	2023 Actual	2024 Actual	2025 Budget	2025 Projected	2026 Proposed	%CHG Bdgt to Bdgt
<b>266</b>	<b>DIF MISC OPEN SPACE PRSRV</b>							
<b>2661000</b>	<b>MISC OPEN SPACE PRSRV DIF</b>							
59200	Interest Income Apportioned	13,742	42,016	75,254	38,000	75,152	65,000	71.05%
59320	Gain/Loss On Investment	-40,539	-7,730	13,458	0	0	0	0.00%
TOTAL MISC OPEN SPACE PRSRV DIF		-26,797	34,286	88,712	38,000	75,152	65,000	71.05%
<b>2667005</b>	<b>DEVELOPMENT IMPACT FEES</b>							
56550	Miscellaneous Open Space	0	245,610	275,094	62,930	62,930	659,866	948.57%
TOTAL DEVELOPMENT IMPACT FEES		0	245,610	275,094	62,930	62,930	659,866	948.57%
TOTAL DIF MISC OPEN SPACE PRSRV		-26,797	279,896	363,806	100,930	138,082	724,866	618.19%
<b>270</b>	<b>DIF CONGESTION MITIGATION PLAN</b>							
<b>2701000</b>	<b>CONGESTION MITIGATION PLAN DIF</b>							
59200	Interest Income Apportioned	61,673	183,502	319,490	160,000	291,150	256,000	60.00%
59320	Gain/Loss On Investment	-205,415	-12,744	75,220	0	0	0	0.00%
59388	Reserve Cong Mgmt Plng27024300	4,304,012	299,090	262,116	0	0	0	0.00%
TOTAL CONGESTION MITIGATION PLAN		4,160,270	469,848	656,826	160,000	291,150	256,000	60.00%
TOTAL DIF CONGESTION MITIGATION PLAN		4,160,270	469,848	656,826	160,000	291,150	256,000	60.00%



**City of Chino**  
**Revenue Detail By Fund By Program By Object By Project**

Obj/Prj No.	Description	2022 Actual	2023 Actual	2024 Actual	2025 Budget	2025 Projected	2026 Proposed	%CHG Bdgt to Bdgt
<b>310</b>	<b>CITY AFFORD HOUSING</b>							
<b>3101000</b>	<b>CITY AFFORD HOUSING</b>							
59200	Interest Income Apportioned	95,485	244,441	406,828	175,000	335,190	291,000	66.29%
59320	Gain/Loss On Investment	-281,741	7,896	110,699	0	0	0	0.00%
<b>TOTAL CITY AFFORD HOUSING</b>		<b>-186,256</b>	<b>252,337</b>	<b>517,527</b>	<b>175,000</b>	<b>335,190</b>	<b>291,000</b>	<b>66.29%</b>
<b>31062051</b>	<b>CITY AFFORD HOME IMP GRANT</b>							
G6116	Marasco,Michelle A.H.G.	320	0	0	0	0	0	0.00%
G6119	Peltier,A H.I.G.	0	1,265	0	0	0	0	0.00%
G6122	Andrade,Virginia H.I.G.	0	3,300	0	0	0	0	0.00%
G6164	Hensley,S H.I.G.	0	0	8	0	0	0	0.00%
G6166	Izquierdo, Edward H.I.G.	0	0	550	0	0	0	0.00%
	Sub-total	320	4,565	558	0	0	0	0.00%
<b>TOTAL CITY AFFORD HOME IMP GRANT</b>		<b>320</b>	<b>4,565</b>	<b>558</b>	<b>0</b>	<b>0</b>	<b>0</b>	<b>0.00%</b>
<b>31062055</b>	<b>CITY AFFORD HOME IMP LOAN</b>							
59371	Principal-Home Loans	0	0	0	0	302,231	0	0.00%
	Sub-total	0	0	0	0	302,231	0	0.00%
L6041	Rivera, George/Rita Grant & Loan	0	36,508	0	0	0	0	0.00%
L6046	Vicario,Inez H.I.L.	500	0	0	0	0	0	0.00%
L6050	Alvarado Jr,Victor Cal Home	100	0	0	0	0	0	0.00%
L6056	Vera,Richard/Lydia	29,224	0	0	0	0	0	0.00%
L6057	Santana, Raul H.I.L.	624	0	0	0	0	0	0.00%
L6060	Perez, Alejandra Rda H.I.L.	3,900	6,000	5,500	6,000	6,125	6,000	0.00%
L6061	Gono,Augencio G H.I.L	0	0	16,596	0	0	0	0.00%
L6067	Hernandez,L Cdbg Eco Dev Loan	9,127	0	0	0	0	0	0.00%
L6070	Ruiz,A H.I.L.	0	38,711	0	0	0	0	0.00%
L6072	Ortiz, M H.I.L.	0	0	0	0	400	0	0.00%
L6074	Martinez, Paola Rda Loan	0	0	0	0	16,326	0	0.00%
L6165	Arcides, Reynaldo/Viola H.I.G.	0	0	4,752	0	3,200	0	0.00%
L6170	Kano, Alena H.I.L.	0	0	1,120	0	0	0	0.00%
L6230	Favela, Perla H.I.L.	0	0	3,050	0	0	0	0.00%
L6242	Lira, Edward H.I.L.	0	0	100	0	1,200	0	0.00%
N6101	Alexander, Adolphe/Joyce	0	49,400	0	0	0	0	0.00%
N6107	Ceja,Josie	0	0	36,778	0	0	0	0.00%
N6114	Gonzales,Sophia	52,000	0	0	0	0	0	0.00%
N6119	Lara, Steven	0	0	0	0	262,241	0	0.00%
N6148	Salas, Alfonso	4,526	7,382	5,526	0	5,640	0	0.00%
N6153	Loza, Margie	800	1,100	1,100	1,200	1,200	1,200	0.00%
N6160	Falcon, Eliseo	0	0	0	0	51,987	0	0.00%
N6186	Echevarria,Gloria	1,850	1,937	1,895	1,800	1,800	1,800	0.00%
N6189	Conrardy,Gary/Jacqueline	0	0	22,087	0	0	0	0.00%
N6253	Rodriguez, George M	1,800	1,800	2,350	3,600	3,600	3,600	0.00%
N6288	Rios, Aurelio & Josefina Hil	14,700	14,400	11,500	18,000	18,000	0	-100.00%
N6291	Mabry, D & J H.I.L.	0	0	19,959	0	0	0	0.00%
	Sub-total	119,151	157,238	132,313	30,600	371,719	12,600	-58.82%
<b>TOTAL CITY AFFORD HOME IMP LOAN</b>		<b>119,151</b>	<b>157,238</b>	<b>132,313</b>	<b>30,600</b>	<b>673,950</b>	<b>12,600</b>	<b>-58.82%</b>



# City of Chino

## Revenue Detail By Fund By Program By Object By Project

Obj/Prj No.	Description	2022 Actual	2023 Actual	2024 Actual	2025 Budget	2025 Projected	2026 Proposed	%CHG Bdgt to Bdgt
<b>310</b>	<b>CITY AFFORD HOUSING</b>							
<b>3106210</b>	<b>CITY AFFORDABLE HOUSING</b>							
56631	Bridge Agree Monitor Fee	10,000	10,000	0	10,000	10,000	10,000	0.00%
59228	Interest Ivy Note	0	0	3,821	22,311	22,311	22,311	0.00%
59355	Reimb & Contributions	0	0	0	0	648	0	0.00%
	Sub-total	10,000	10,000	3,821	32,311	32,959	32,311	0.00%
G6059	Tarin, Gloria Stella C.A.L. Home	0	69	0	0	0	0	0.00%
G6063	Blanca Acosta City Afford H.I.G.	0	44	0	0	0	0	0.00%
G6123	Ventura,M Cal Home Reuse	0	0	69	0	0	0	0.00%
G6163	Villa,P/Karas,T H.I.G.	0	0	125	0	0	0	0.00%
L6166	Carney, L.A.H.L.	0	0	268,861	0	0	0	0.00%
	Sub-total	0	113	269,055	0	0	0	0.00%
TOTAL CITY AFFORDABLE HOUSING		10,000	10,113	272,876	32,311	32,959	32,311	0.00%
<b>31062101</b>	<b>HOME BUYER ASSIST PROGRAM</b>							
L6066	Osgood, Edward F.T.H.B.Loan	285,588	0	0	0	0	0	0.00%
L6073	Adame, Rebecca Rda H.I.L.	0	0	0	0	20,000	0	0.00%
N6102	Alfaro,Griselda	294,297	0	0	0	0	0	0.00%
	Sub-total	579,885	0	0	0	20,000	0	0.00%
TOTAL HOME BUYER ASSIST PROGRAM		579,885	0	0	0	20,000	0	0.00%
TOTAL CITY AFFORD HOUSING		<b>523,100</b>	<b>424,253</b>	<b>923,274</b>	<b>237,911</b>	<b>1,062,099</b>	<b>335,911</b>	<b>41.19%</b>

# City of Chino

## Revenue Detail By Fund By Program By Object By Project

Obj/Prj No.	Description	2022 Actual	2023 Actual	2024 Actual	2025 Budget	2025 Projected	2026 Proposed	%CHG Bdgt to Bdgt
<b>320</b>	<b>TRANSPORTATION</b>							
<b>3201000</b>	<b>TRANSPORTATION</b>							
50000	Transfers In	14,938,815	17,350,685	15,492,127	72,993,485	28,630,910	34,731,501	-52.42%
50002	Transfers In G.F. Committed	0	0	0	547,750	260,544	205,469	-62.49%
50009	Elimination Int Transfer In	980,820	2,744,837	310,073	0	0	0	0.00%
59200	Interest Income Apportioned	14,260	23,598	95,338	21,000	25,607	21,000	0.00%
59320	Gain/Loss On Investment	-254,769	82,224	18,146	0	0	0	0.00%
59358	Developer Settlement Agreement	0	0	694,517	0	0	0	0.00%
TOTAL TRANSPORTATION		15,679,126	20,201,344	16,610,201	73,562,235	28,917,061	34,957,970	-52.48%
<b>3207100</b>	<b>TRANSPORTATION ENGINEERING</b>							
56405	Traffic Impact Analysis Rev	1,840	2,585	11,457	0	15,000	15,000	0.00%
59343	Green Waste Preserve Temp Cont	0	27,182	20,000	120,000	120,000	0	-100.00%
	Sub-total	1,840	29,767	31,457	120,000	135,000	15,000	-87.50%
G7203	Pine Ave At Sr71 Caltrans Sop Prjt	0	0	0	964,080	20,946	943,134	-2.17%
G7204	Caltrans Local Roadway Safety Plc	0	0	66,760	66,760	0	0	-100.00%
G7241	Kimball Ave Median Improvements	0	0	0	313,696	278,812	0	-100.00%
MS163	Monte Vista Park R.R.X. Schaf.	103,250	0	0	0	0	0	0.00%
R7061	Pine Ave Connection Chino Hills R	117,905	0	0	0	0	0	0.00%
ST061	Pine Avenue Connection	595,115	291,906	335,014	0	0	0	0.00%
	Sub-total	816,270	291,906	401,774	1,344,536	299,758	943,134	-29.85%
TOTAL TRANSPORTATION ENGINEERING		818,110	321,673	433,231	1,464,536	434,758	958,134	-34.58%
<b>3207120</b>	<b>TRAFFIC CONTROL</b>							
59345	Property/Street Damage	876	46,415	10,045	16,800	1,000	5,000	-70.24%
59355	Reimb & Contributions	741	0	12,248	1,000	0	0	-100.00%
TOTAL TRAFFIC CONTROL		1,617	46,415	22,293	17,800	1,000	5,000	-71.91%
<b>32071201</b>	<b>TRAFFIC CONTROL SVC CENTER</b>							
57060	Special Event Fee	0	0	1,689	0	356	0	0.00%
TOTAL TRAFFIC CONTROL SVC CENTER		0	0	1,689	0	356	0	0.00%
<b>3207130</b>	<b>RIGHT OF WAY MAINTENANCE</b>							
59310	Cell Site Rental	0	0	0	1,086	0	0	-100.00%
59345	Property/Street Damage	293	3,629	3,872	0	439	0	0.00%
TOTAL RIGHT OF WAY MAINTENANCE		293	3,629	3,872	1,086	439	0	-100.00%
TOTAL TRANSPORTATION		16,499,146	20,573,061	17,071,286	75,045,657	29,353,614	35,921,104	-52.13%
<b>321</b>	<b>TRANSPORTATION TAX (T.D.A.)</b>							
<b>3217180</b>	<b>TDA ARTICLE 3</b>							
G7024	TDA 3- Central Ave Sidewalk	0	0	127,648	0	0	0	0.00%
G7802	FY17-18 Bcycl, Ped & Transit Impr	81,408	0	0	0	87,000	0	0.00%
G7803	FY17-18 Bcycl, Ped & Transit Impr	0	0	0	0	271,672	0	0.00%
	Sub-total	81,408	0	127,648	0	358,672	0	0.00%
TOTAL TDA ARTICLE 3		81,408	0	127,648	0	358,672	0	0.00%
TOTAL TRANSPORTATION TAX (T.D.A.)		81,408	0	127,648	0	358,672	0	0.00%

**City of Chino**  
**Revenue Detail By Fund By Program By Object By Project**

Obj/Prj No.	Description	2022 Actual	2023 Actual	2024 Actual	2025 Budget	2025 Projected	2026 Proposed	%CHG Bdgt to Bdgt
<b>322</b>	<b>MEASURE I 2010-2040</b>							
<b>3221000</b>	<b>MEASURE I 2010-2040</b>							
51700	Sales Tax Override - Measure I	2,362,050	2,471,065	2,424,922	2,338,494	2,338,494	2,400,000	2.63%
59200	Interest Income Apportioned	37,281	95,252	151,575	88,000	133,525	118,000	34.09%
59320	Gain/Loss On Investment	-88,200	4,970	32,133	0	0	0	0.00%
TOTAL MEASURE I 2010-2040		2,311,131	2,571,287	2,608,630	2,426,494	2,472,019	2,518,000	3.77%
TOTAL MEASURE I 2010-2040		<b>2,311,131</b>	<b>2,571,287</b>	<b>2,608,630</b>	<b>2,426,494</b>	<b>2,472,019</b>	<b>2,518,000</b>	<b>3.77%</b>
<b>324</b>	<b>GAS TAX</b>							
<b>3241000</b>	<b>GAS TAX</b>							
51600	Gas Tax Section 2105	490,609	527,573	566,384	587,904	584,809	589,381	0.25%
51601	Gas Tax Section 2106	313,360	334,847	358,532	360,743	357,893	360,705	-0.01%
51602	Gas Tax Section 2107	586,662	718,547	766,231	801,748	797,944	804,372	0.33%
51603	Gas Tax Section 2107.5	7,500	7,500	7,500	7,500	7,500	7,500	0.00%
51604	Gas Tax Section 2103	688,435	748,016	865,812	856,754	856,754	842,553	-1.66%
59200	Interest Income Apportioned	9,912	25,655	36,652	23,000	41,977	44,000	91.30%
TOTAL GAS TAX		2,096,478	2,362,138	2,601,111	2,637,649	2,646,877	2,648,511	0.41%
TOTAL GAS TAX		<b>2,096,478</b>	<b>2,362,138</b>	<b>2,601,111</b>	<b>2,637,649</b>	<b>2,646,877</b>	<b>2,648,511</b>	<b>0.41%</b>
<b>325</b>	<b>SCAQMD TRUST</b>							
<b>3251000</b>	<b>SCAQMD TRUST</b>							
59200	Interest Income Apportioned	7,795	21,748	39,135	19,000	38,908	34,000	78.95%
59320	Gain/Loss On Investment	-23,746	-836	7,201	0	0	0	0.00%
TOTAL SCAQMD TRUST		-15,951	20,912	46,336	19,000	38,908	34,000	78.95%
<b>3257020</b>	<b>AIR QUALITY INVESTMENT</b>							
51800	AQMD Improvement Trust Fund	113,964	121,442	93,946	0	124,000	124,000	0.00%
TOTAL AIR QUALITY INVESTMENT		113,964	121,442	93,946	0	124,000	124,000	0.00%
TOTAL SCAQMD TRUST		<b>98,013</b>	<b>142,354</b>	<b>140,282</b>	<b>19,000</b>	<b>162,908</b>	<b>158,000</b>	<b>731.58%</b>
<b>326</b>	<b>HIGHWAY SAFETY IMPROVEMENT</b>							
<b>3261000</b>	<b>HIGHWAY SAFETY IMPROVEMENT</b>							
59200	Interest Income Apportioned	0	0	1,390	200	1,133	900	350.00%
59320	Gain/Loss On Investment	0	0	-585	0	0	0	0.00%
TOTAL HIGHWAY SAFETY IMPROVEMEN		0	0	805	200	1,133	900	350.00%
<b>3267101</b>	<b>HIGHWAY SAFETY IMPROVEMENT</b>							
G7023	H.S.I.P. 6 Grnt-T.S.M. Edison@Yoi	344,524	40,077	0	0	0	0	0.00%
	Sub-total	344,524	40,077	0	0	0	0	0.00%
TOTAL HIGHWAY SAFETY IMPROVEMEN		344,524	40,077	0	0	0	0	0.00%
TOTAL HIGHWAY SAFETY IMPROVEMENT		<b>344,524</b>	<b>40,077</b>	<b>805</b>	<b>200</b>	<b>1,133</b>	<b>900</b>	<b>350.00%</b>
<b>327</b>	<b>S.B.1 ROAD MAINT. REHAB ACCT</b>							
<b>3271000</b>	<b>ROAD MAINT REHAB ACCOUNT</b>							
51610	Road Maint Rehab Acct	1,793,831	2,053,166	2,403,498	2,337,702	2,337,702	2,429,133	3.91%
59200	Interest Income Apportioned	13,316	45,952	70,845	42,000	45,293	36,000	-14.29%
59320	Gain/Loss On Investment	-43,312	-13,228	19,990	0	0	0	0.00%
TOTAL ROAD MAINT REHAB ACCOUNT		1,763,835	2,085,890	2,494,333	2,379,702	2,382,995	2,465,133	3.59%
TOTAL S.B.1 ROAD MAINT. REHAB ACCT		<b>1,763,835</b>	<b>2,085,890</b>	<b>2,494,333</b>	<b>2,379,702</b>	<b>2,382,995</b>	<b>2,465,133</b>	<b>3.59%</b>

# City of Chino

## Revenue Detail By Fund By Program By Object By Project

Obj/Prj No.	Description	2022 Actual	2023 Actual	2024 Actual	2025 Budget	2025 Projected	2026 Proposed	%CHG Bdgt to Bdgt
<b>328</b>	<b>MEASURE I ARTERIAL SUBPROGRAM</b>							
<b>3287103</b>	<b>MEASURE I ARTERIAL SUBPROGRAM</b>							
MS231	Euclid Ave Study	0	0	0	486,345	0	0	-100.00%
ST061	Pine Avenue Connection	0	0	0	20,527,884	397,872	0	-100.00%
ST163	Edison Ave Improvements	0	0	0	1,657,537	0	1,657,537	0.00%
ST204	Pine Ave @ St Route 71 Interchan	0	0	0	2,542,009	37,606	2,504,404	-1.48%
	Sub-total	0	0	0	25,213,775	435,478	4,161,941	-83.49%
	TOTAL MEASURE I ARTERIAL SUBPROGI	0	0	0	25,213,775	435,478	4,161,941	-83.49%
<b>TOTAL MEASURE I ARTERIAL SUBPROGRAM</b>		<b>0</b>	<b>0</b>	<b>0</b>	<b>25,213,775</b>	<b>435,478</b>	<b>4,161,941</b>	<b>-83.49%</b>
<b>329</b>	<b>CAPITAL COMM TRANSPORTATION</b>							
<b>3291000</b>	<b>CAPITAL COMM TRANSPORTATION</b>							
50002	Transfers In G.F. Committed	308,000	245,980	0	0	0	0	0.00%
	TOTAL CAPITAL COMM TRANSPORTATIC	308,000	245,980	0	0	0	0	0.00%
<b>TOTAL CAPITAL COMM TRANSPORTATION</b>		<b>308,000</b>	<b>245,980</b>	<b>0</b>	<b>0</b>	<b>0</b>	<b>0</b>	<b>0.00%</b>

**City of Chino**  
**Revenue Detail By Fund By Program By Object By Project**

Obj/Prj No.	Description	2022 Actual	2023 Actual	2024 Actual	2025 Budget	2025 Projected	2026 Proposed	%CHG Bdgt to Bdgt
<b>330</b>	<b>COMMUNITY SERVICES</b>							
<b>3301000</b>	<b>CS-INTERNAL PRGM</b>							
50000	Transfers In	4,805,623	5,696,778	5,898,141	9,367,311	7,281,859	9,218,714	-1.59%
	<b>TOTAL CS-INTERNAL PRGM</b>	<b>4,805,623</b>	<b>5,696,778</b>	<b>5,898,141</b>	<b>9,367,311</b>	<b>7,281,859</b>	<b>9,218,714</b>	<b>-1.59%</b>
<b>3308000</b>	<b>COMM SVCS-ADMINISTRATION</b>							
58005	Refund Process Fee	1,342	1,732	1,437	1,500	1,400	1,500	0.00%
59060	Return Check Charge	47	48	24	0	72	0	0.00%
59395	Other Revenue	20	0	0	0	0	0	0.00%
	<b>TOTAL COMM SVCS-ADMINISTRATION</b>	<b>1,409</b>	<b>1,780</b>	<b>1,461</b>	<b>1,500</b>	<b>1,472</b>	<b>1,500</b>	<b>0.00%</b>
<b>3308100</b>	<b>SOCIAL SERVICES ADMINISTRATION</b>							
N8011	Social Services Donations	27,870	28,257	38,850	44,500	44,500	0	-100.00%
	Sub-total	27,870	28,257	38,850	44,500	44,500	0	-100.00%
	<b>TOTAL SOCIAL SERVICES ADMINISTRATION</b>	<b>27,870</b>	<b>28,257</b>	<b>38,850</b>	<b>44,500</b>	<b>44,500</b>	<b>0</b>	<b>-100.00%</b>
<b>3308110</b>	<b>NEIGHBORHOOD SERVICES</b>							
58000	Participant Fees	10,818	12,188	11,959	13,000	12,000	12,000	-7.69%
	<b>TOTAL NEIGHBORHOOD SERVICES</b>	<b>10,818</b>	<b>12,188</b>	<b>11,959</b>	<b>13,000</b>	<b>12,000</b>	<b>12,000</b>	<b>-7.69%</b>
<b>33081101</b>	<b>CHINO YOUTH MUSEUM</b>							
58000	Participant Fees	39,945	72,083	79,246	124,661	92,285	97,621	-21.69%
59355	Reimb & Contributions	57,162	53,125	0	26,428	66,089	76,910	191.02%
	Sub-total	97,107	125,208	79,246	151,089	158,374	174,531	15.52%
N8079	Street Signs	0	0	69,040	10,000	15,000	10,000	0.00%
	Sub-total	0	0	69,040	10,000	15,000	10,000	0.00%
	<b>TOTAL CHINO YOUTH MUSEUM</b>	<b>97,107</b>	<b>125,208</b>	<b>148,286</b>	<b>161,089</b>	<b>173,374</b>	<b>184,531</b>	<b>14.55%</b>
<b>33081104</b>	<b>NAC PROGRAMS</b>							
58000	Participant Fees	5,297	0	0	0	0	0	0.00%
	<b>TOTAL NAC PROGRAMS</b>	<b>5,297</b>	<b>0</b>	<b>0</b>	<b>0</b>	<b>0</b>	<b>0</b>	<b>0.00%</b>
<b>33081106</b>	<b>OLD SCHOOL HOUSE MUSEUM</b>							
59380	Donations/Sponsorships	0	105	0	150	0	0	-100.00%
	<b>TOTAL OLD SCHOOL HOUSE MUSEUM</b>	<b>0</b>	<b>105</b>	<b>0</b>	<b>150</b>	<b>0</b>	<b>0</b>	<b>-100.00%</b>
<b>3308120</b>	<b>HUMAN SERVICES</b>							
58040	Chino Hills Contract/Human Svc	145,444	164,772	78,055	361,369	361,369	319,058	-11.71%
	Sub-total	145,444	164,772	78,055	361,369	361,369	319,058	-11.71%
N8049	Fee Based Counseling-Non Rsdnt	14,247	11,282	13,260	15,000	14,500	17,000	13.33%
N8059	Fee Based Counseling-Rsdnt	13,143	14,528	15,108	18,000	15,750	23,500	30.56%
	Sub-total	27,390	25,810	28,368	33,000	30,250	40,500	22.73%
	<b>TOTAL HUMAN SERVICES</b>	<b>172,834</b>	<b>190,582</b>	<b>106,423</b>	<b>394,369</b>	<b>391,619</b>	<b>359,558</b>	<b>-8.83%</b>
<b>33081202</b>	<b>CLASSES</b>							
N8044	Choices	81,330	83,172	67,215	65,400	55,500	68,670	5.00%
N8080	Pals Liberty	0	6,670	3,787	9,550	13,230	13,262	38.87%
	Sub-total	81,330	89,842	71,002	74,950	68,730	81,932	9.32%
	<b>TOTAL CLASSES</b>	<b>81,330</b>	<b>89,842</b>	<b>71,002</b>	<b>74,950</b>	<b>68,730</b>	<b>81,932</b>	<b>9.32%</b>

**City of Chino**  
**Revenue Detail By Fund By Program By Object By Project**

Obj/Prj No.	Description	2022 Actual	2023 Actual	2024 Actual	2025 Budget	2025 Projected	2026 Proposed	%CHG Bdgt to Bdgt
<b>330</b>	<b>COMMUNITY SERVICES</b>							
<b>33081204</b>	<b>SCHOOL BASED PREVENTATIVE</b>							
G8512	C.A.R.E. Project-C.V.U.S.D.	21,697	0	0	0	0	0	0.00%
G8580	T.U.P.E.-C.V.U.S.D.	64,100	53,514	26,322	49,518	49,518	0	-100.00%
G8588	Mckinney-Vento C.V.U.S.D.	49,922	0	0	0	0	0	0.00%
G8589	American Rescue Plan C.V.U.S.D.	35,000	37,809	34,997	0	0	0	0.00%
G8590	Mckinney-Vento Cm & Cnsl	0	76,500	70,215	162,000	158,518	215,000	32.72%
G8591	American Rescue Plan C.V.U.S.D.	0	123,608	139,994	0	0	0	0.00%
	Sub-total	170,719	291,431	271,528	211,518	208,036	215,000	1.65%
TOTAL SCHOOL BASED PREVENTATIVE		170,719	291,431	271,528	211,518	208,036	215,000	1.65%
<b>33081206</b>	<b>YOUTH COUNSELING</b>							
59500	Grant	45,959	48,169	52,392	60,961	54,728	54,905	-9.93%
	Sub-total	45,959	48,169	52,392	60,961	54,728	54,905	-9.93%
N8076	Liberty Counseling	0	2,449	0	0	0	0	0.00%
	Sub-total	0	2,449	0	0	0	0	0.00%
TOTAL YOUTH COUNSELING		45,959	50,618	52,392	60,961	54,728	54,905	-9.93%
<b>33081207</b>	<b>TEEN COUNSELING</b>							
59500	Grant	43,264	42,947	47,583	56,112	49,475	49,192	-12.33%
TOTAL TEEN COUNSELING		43,264	42,947	47,583	56,112	49,475	49,192	-12.33%
<b>33081208</b>	<b>HOPE FAMILY RESOURCE CENTER</b>							
59500	Grant	270,442	195,891	354,299	479,744	479,744	375,000	-21.83%
	Sub-total	270,442	195,891	354,299	479,744	479,744	375,000	-21.83%
G8203	2022 Ca Family Resource Assoc G	142,544	84,929	0	0	0	0	0.00%
G8240	Homeless Innovative Program (Hip	0	0	15,565	0	9,417	0	0.00%
N8064	Hope Family Center Donations	250	2,450	4,000	5,000	5,750	5,500	10.00%
	Sub-total	142,794	87,379	19,565	5,000	15,167	5,500	10.00%
TOTAL HOPE FAMILY RESOURCE CENTE		413,236	283,270	373,864	484,744	494,911	380,500	-21.50%
<b>3308130</b>	<b>SENIOR SERVICES</b>							
59380	Donations/Sponsorships	500	2,100	2,500	2,000	2,500	2,500	25.00%
	Sub-total	500	2,100	2,500	2,000	2,500	2,500	25.00%
G8953	Measure I Omni Trans 2018	93,879	96,618	92,682	165,378	165,378	127,758	-22.75%
	Sub-total	93,879	96,618	92,682	165,378	165,378	127,758	-22.75%
TOTAL SENIOR SERVICES		94,379	98,718	95,182	167,378	167,878	130,258	-22.18%
<b>33081301</b>	<b>SENIOR CLASSES</b>							
58000	Participant Fees	24,073	25,143	30,345	30,000	30,500	30,500	1.67%
TOTAL SENIOR CLASSES		24,073	25,143	30,345	30,000	30,500	30,500	1.67%
<b>33081302</b>	<b>SENIOR SPECIAL EVENTS</b>							
58000	Participant Fees	4,547	8,062	7,515	9,500	8,800	9,500	0.00%
59380	Donations/Sponsorships	9,586	12,000	12,600	12,000	13,000	13,000	8.33%
TOTAL SENIOR SPECIAL EVENTS		14,133	20,062	20,115	21,500	21,800	22,500	4.65%

**City of Chino**  
**Revenue Detail By Fund By Program By Object By Project**

Obj/Prj No.	Description	2022 Actual	2023 Actual	2024 Actual	2025 Budget	2025 Projected	2026 Proposed	%CHG Bdgt to Bdgt
<b>330</b>	<b>COMMUNITY SERVICES</b>							
<b>3308140</b>	<b>COMMUNITY EVENTS</b>							
58000	Participant Fees	20	0	8,560	100	0	100	0.00%
	Sub-total	20	0	8,560	100	0	100	0.00%
N8057	Community Events Donations	4,000	0	0	5,000	0	5,000	0.00%
N8061	Chino Store	191	445	517	2,250	1,000	2,500	11.11%
N8066	Movie Night	8,167	13,865	11,735	10,560	10,860	11,100	5.11%
N8068	Chilly Chino	0	0	2,530	17,595	16,245	20,750	17.93%
N8077	Santa'S Workshop	0	0	1,850	2,255	5,490	2,600	15.30%
N8082	Holiday Pop Up Events	0	0	0	0	395	600	0.00%
N8083	Lunar New Year	0	0	0	0	0	3,485	0.00%
N8084	Inclusion Celebration	0	0	0	0	0	4,080	0.00%
	Sub-total	12,358	14,310	16,632	37,660	33,990	50,115	33.07%
TOTAL COMMUNITY EVENTS		12,378	14,310	25,192	37,760	33,990	50,215	32.98%
<b>33081400</b>	<b>PARADE</b>							
58000	Participant Fees	4,195	5,405	13,355	5,950	4,320	5,950	0.00%
59380	Donations/Sponsorships	6,500	8,500	4,000	6,500	6,500	6,500	0.00%
TOTAL PARADE		10,695	13,905	17,355	12,450	10,820	12,450	0.00%
<b>33081401</b>	<b>CORPORATE CHALLENGE</b>							
58000	Participant Fees	3,960	4,554	4,440	10,080	7,020	7,470	-25.89%
59380	Donations/Sponsorships	8,750	5,000	12,500	13,500	16,000	16,000	18.52%
TOTAL CORPORATE CHALLENGE		12,710	9,554	16,940	23,580	23,020	23,470	-0.47%
<b>33081403</b>	<b>FREEDOM FESTIVAL</b>							
58000	Participant Fees	6,190	9,005	6,545	5,610	6,500	6,800	21.21%
59355	Reimb & Contributions	0	290	405	290	290	290	0.00%
59380	Donations/Sponsorships	5,750	7,150	17,000	10,000	10,000	10,000	0.00%
TOTAL FREEDOM FESTIVAL		11,940	16,445	23,950	15,900	16,790	17,090	7.48%
<b>33081404</b>	<b>HALLOWEEN</b>							
58000	Participant Fees	510	900	14,475	15,000	15,091	15,500	3.33%
59380	Donations/Sponsorships	4,100	7,600	12,500	8,000	14,160	12,000	50.00%
TOTAL HALLOWEEN		4,610	8,500	26,975	23,000	29,251	27,500	19.57%
<b>33081409</b>	<b>SENIOR EXCURSIONS</b>							
58000	Participant Fees	6,180	8,915	11,145	9,880	17,350	22,000	122.67%
TOTAL SENIOR EXCURSIONS		6,180	8,915	11,145	9,880	17,350	22,000	122.67%
<b>33081410</b>	<b>CHINO DAYS</b>							
58000	Participant Fees	1,345	6,110	8,480	8,500	8,500	9,000	5.06%
59380	Donations/Sponsorships	3,250	13,250	7,150	7,415	8,500	8,500	14.63%
TOTAL CHINO DAYS		4,595	19,360	15,630	15,915	17,000	17,500	9.96%
<b>3308200</b>	<b>RECREATION ADMINISTRATION</b>							
N8036	Recreation Donations	1,250	1,150	3,150	4,000	3,500	4,000	0.00%
	Sub-total	1,250	1,150	3,150	4,000	3,500	4,000	0.00%
TOTAL RECREATION ADMINISTRATION		1,250	1,150	3,150	4,000	3,500	4,000	0.00%
<b>3308210</b>	<b>FACILITY PROGRAM</b>							
58006	Facility Rental Fees	157,869	184,601	190,254	220,000	210,000	220,000	0.00%
TOTAL FACILITY PROGRAM		157,869	184,601	190,254	220,000	210,000	220,000	0.00%



**City of Chino**  
**Revenue Detail By Fund By Program By Object By Project**

Obj/Prj No.	Description	2022 Actual	2023 Actual	2024 Actual	2025 Budget	2025 Projected	2026 Proposed	%CHG Bdgt to Bdgt
<b>330</b>	<b>COMMUNITY SERVICES</b>							
<b>33082201</b>	<b>HIGH FIVE</b>							
58000	Participant Fees	243,164	199,195	99,969	306,000	150,000	180,500	-41.01%
59500	Grant	0	0	717,845	0	156,900	0	0.00%
	Sub-total	243,164	199,195	817,814	306,000	306,900	180,500	-41.01%
G8521	Soar CVUSD	470,189	386,471	1,622,647	1,850,000	1,850,000	1,444,903	-21.90%
	Sub-total	470,189	386,471	1,622,647	1,850,000	1,850,000	1,444,903	-21.90%
TOTAL HIGH FIVE		713,353	585,666	2,440,461	2,156,000	2,156,900	1,625,403	-24.61%
<b>33082202</b>	<b>CAMPS</b>							
58000	Participant Fees	143,163	132,781	132,633	138,000	154,000	195,000	41.30%
TOTAL CAMPS		143,163	132,781	132,633	138,000	154,000	195,000	41.30%
<b>33082203</b>	<b>TEEN CENTER &amp; TAC</b>							
58000	Participant Fees	5,917	19,554	21,502	26,000	23,000	28,000	7.69%
59380	Donations/Sponsorships	3,500	2,500	1,500	0	0	0	0.00%
TOTAL TEEN CENTER & TAC		9,417	22,054	23,002	26,000	23,000	28,000	7.69%
<b>33082204</b>	<b>K-8 PRESERVE</b>							
58000	Participant Fees	3,270	7,515	5,558	8,000	5,000	6,000	-25.00%
	Sub-total	3,270	7,515	5,558	8,000	5,000	6,000	-25.00%
N8050	Sunrise Kids Preserve	48,096	39,158	64,821	19,670	19,670	66,000	235.54%
	Sub-total	48,096	39,158	64,821	19,670	19,670	66,000	235.54%
TOTAL K-8 PRESERVE		51,366	46,673	70,379	27,670	24,670	72,000	160.21%
<b>33082301</b>	<b>YOUTH SPORTS</b>							
58000	Participant Fees	108,911	132,847	141,245	150,000	160,000	160,000	6.67%
TOTAL YOUTH SPORTS		108,911	132,847	141,245	150,000	160,000	160,000	6.67%
<b>33082302</b>	<b>ADULT SPORTS</b>							
58000	Participant Fees	44,436	47,286	57,469	55,000	48,000	48,000	-12.73%
TOTAL ADULT SPORTS		44,436	47,286	57,469	55,000	48,000	48,000	-12.73%
<b>33082303</b>	<b>BOXING</b>							
58000	Participant Fees	24,415	27,982	36,420	40,000	28,000	32,000	-14.55%
59355	Reimb & Contributions	0	789	1,175	0	0	0	0.00%
	Sub-total	24,415	28,771	37,595	40,000	28,000	32,000	-20.00%
N8067	Boxing Merchandise	3,423	5,507	6,207	7,000	6,200	6,400	-8.57%
	Sub-total	3,423	5,507	6,207	7,000	6,200	6,400	-8.57%
TOTAL BOXING		27,838	34,278	43,802	47,000	34,200	38,400	-18.30%
<b>33082401</b>	<b>HEALTHY CHINO</b>							
58000	Participant Fees	4,245	4,356	6,832	5,000	5,000	7,000	40.00%
59380	Donations/Sponsorships	9,170	9,700	10,375	5,500	13,950	8,000	45.45%
TOTAL HEALTHY CHINO		13,415	14,056	17,207	10,500	18,950	15,000	42.86%
<b>33082402</b>	<b>RECREATION CLASSES</b>							
58000	Participant Fees	146,580	159,024	164,566	145,000	145,000	175,000	20.69%
TOTAL RECREATION CLASSES		146,580	159,024	164,566	145,000	145,000	175,000	20.69%
<b>33082403</b>	<b>TINY TOTS</b>							
58000	Participant Fees	47,442	60,693	66,345	68,000	62,825	89,000	14.48%
TOTAL TINY TOTS		47,442	60,693	66,345	68,000	62,825	89,000	30.88%



**City of Chino**  
**Revenue Detail By Fund By Program By Object By Project**

Obj/Prj No.	Description	2022 Actual	2023 Actual	2024 Actual	2025 Budget	2025 Projected	2026 Proposed	%CHG Bdgt to Bdgt
<b>330</b>	<b>COMMUNITY SERVICES</b>							
<b>33082405</b>	<b>TYKES</b>							
G8584	Family Resource Center C.V.U.S.C	69,411	79,934	79,340	137,500	137,500	147,000	6.91%
	Sub-total	69,411	79,934	79,340	137,500	137,500	147,000	6.91%
TOTAL TYKES		69,411	79,934	79,340	137,500	137,500	147,000	6.91%
<b>3308250</b>	<b>AYALA PARK OPERATIONS CENTER</b>							
58000	Participant Fees	4,534	6,060	6,060	4,050	6,000	6,000	48.15%
58015	Sports Facility Rentals	475,916	461,665	473,942	490,000	490,000	475,000	-3.06%
58016	Sports Facility Maintenance	30,115	27,113	28,625	27,000	27,000	28,000	3.70%
TOTAL AYALA PARK OPERATIONS CENTER		510,565	494,838	508,627	521,050	523,000	509,000	-2.31%
<b>33082502</b>	<b>AYALA PARK BATTING CAGES</b>							
58000	Participant Fees	157,334	126,628	131,476	150,000	140,000	145,000	-3.33%
	Sub-total	157,334	126,628	131,476	150,000	140,000	145,000	-3.33%
N8070	Batting Cage Merchandise Project	67	0	0	0	0	0	0.00%
	Sub-total	67	0	0	0	0	0	0.00%
TOTAL AYALA PARK BATTING CAGES		157,401	126,628	131,476	150,000	140,000	145,000	-3.33%
<b>33082503</b>	<b>PAVILION/BARBEQUE</b>							
58030	Group 3 Rental	22,790	32,984	33,810	38,000	34,000	36,000	-5.26%
58035	Group 4 Rental	10,828	15,925	18,080	18,000	18,500	20,000	11.11%
TOTAL PAVILION/BARBEQUE		33,618	48,909	51,890	56,000	52,500	56,000	0.00%
<b>33082504</b>	<b>SKATE PARK</b>							
58000	Participant Fees	5,720	0	0	3,000	0	0	-100.00%
TOTAL SKATE PARK		5,720	0	0	3,000	0	0	-100.00%
TOTAL COMMUNITY SERVICES		8,312,914	9,219,336	11,426,164	15,142,287	13,043,148	14,438,118	-4.65%

# City of Chino

## Revenue Detail By Fund By Program By Object By Project

Obj/Prj No.	Description	2022 Actual	2023 Actual	2024 Actual	2025 Budget	2025 Projected	2026 Proposed	%CHG Bdgt to Bdgt
<b>340</b>	<b>PARK FUND</b>							
<b>3401000</b>	<b>PARK FUND</b>							
50000	Transfers In	0	50,390	36,363	3,318,734	2,295,178	1,635,987	-50.70%
50002	Transfers In G.F. Committed	0	0	0	2,906,286	28,594	871,292	-70.02%
50009	Elimination Int Transfer In	1,636,005	350,647	127,024	0	0	0	0.00%
59200	Interest Income Apportioned	66,837	182,171	267,897	150,000	136,114	107,000	-28.67%
59246	Interest Income Leases	10,414	11,179	11,972	12,792	12,792	13,640	6.63%
59310	Cell Site Rental	21,584	21,584	21,584	33,988	33,486	33,000	-2.91%
59320	Gain/Loss On Investment	-225,993	22,435	104,427	0	0	0	0.00%
<b>TOTAL PARK FUND</b>		<b>1,508,847</b>	<b>638,406</b>	<b>569,267</b>	<b>6,421,800</b>	<b>2,506,164</b>	<b>2,660,919</b>	<b>-58.56%</b>
<b>3408300</b>	<b>PARK &amp; FACILITY PLNG &amp; DEV</b>							
56730	Park Dev Non East Chino	39,456	10,656	83,366	60,000	60,000	60,000	0.00%
	Sub-total	39,456	10,656	83,366	60,000	60,000	60,000	0.00%
G8201	Prop 68 Chino Rancho Park-Cntrl/I	0	113,551	579,745	433,115	1,593,164	2,164,779	399.82%
G8223	The Natural Resource Agency Dep	0	0	20,718	43,863	163,093	49,043	11.81%
G8241	Sb City/City Of Chino Arpa & Coror	0	0	0	1,000,000	1,000,000	0	-100.00%
N8042	Property Mgmt	4,930	0	0	0	0	0	0.00%
N8240	Lewis Garden/Forest Pk Signs	0	50,000	0	0	0	0	0.00%
PK181	Ayala Park Improvement Proj. Ph.	16,046	0	0	0	0	0	0.00%
	Sub-total	20,976	163,551	600,463	1,476,978	2,756,257	2,213,822	49.89%
<b>TOTAL PARK &amp; FACILITY PLNG &amp; DEV</b>		<b>60,432</b>	<b>174,207</b>	<b>683,829</b>	<b>1,536,978</b>	<b>2,816,257</b>	<b>2,273,822</b>	<b>47.94%</b>
<b>TOTAL PARK FUND</b>		<b>1,569,279</b>	<b>812,613</b>	<b>1,253,096</b>	<b>7,958,778</b>	<b>5,322,421</b>	<b>4,934,741</b>	<b>-38.00%</b>
<b>341</b>	<b>PARK FUND PRESERVE</b>							
<b>3411000</b>	<b>PARK FUND PRESERVE</b>							
59200	Interest Income Apportioned	53,857	183,487	340,493	160,000	373,904	329,000	105.63%
59320	Gain/Loss On Investment	-158,873	-53,099	42,899	0	0	0	0.00%
<b>TOTAL PARK FUND PRESERVE</b>		<b>-105,016</b>	<b>130,388</b>	<b>383,392</b>	<b>160,000</b>	<b>373,904</b>	<b>329,000</b>	<b>105.63%</b>
<b>3418300</b>	<b>PARK &amp; FACILITY PLNG &amp; DEV</b>							
56720	Park Development Fees Preserve	0	1,784,468	2,130,984	487,480	487,480	5,111,576	948.57%
<b>TOTAL PARK &amp; FACILITY PLNG &amp; DEV</b>		<b>0</b>	<b>1,784,468</b>	<b>2,130,984</b>	<b>487,480</b>	<b>487,480</b>	<b>5,111,576</b>	<b>948.57%</b>
<b>TOTAL PARK FUND PRESERVE</b>		<b>-105,016</b>	<b>1,914,856</b>	<b>2,514,376</b>	<b>647,480</b>	<b>861,384</b>	<b>5,440,576</b>	<b>740.27%</b>
<b>345</b>	<b>PUBLIC EDUCATION GOVT</b>							
<b>3451000</b>	<b>PUBLIC EDUCATION GOVT</b>							
50230	Franchise Fee Telecomm	121,277	111,065	94,049	0	0	0	0.00%
59200	Interest Income Apportioned	7,078	19,965	35,504	18,000	30,681	27,000	50.00%
59320	Gain/Loss On Investment	-20,134	-2,891	9,376	0	0	0	0.00%
<b>TOTAL PUBLIC EDUCATION GOVT</b>		<b>108,221</b>	<b>128,139</b>	<b>138,929</b>	<b>18,000</b>	<b>30,681</b>	<b>27,000</b>	<b>50.00%</b>
<b>TOTAL PUBLIC EDUCATION GOVT</b>		<b>108,221</b>	<b>128,139</b>	<b>138,929</b>	<b>18,000</b>	<b>30,681</b>	<b>27,000</b>	<b>50.00%</b>
<b>349</b>	<b>CAPITAL COMM PARK</b>							
<b>3491000</b>	<b>CAPITAL COMM PARK</b>							
50002	Transfers In G.F. Committed	2,469,738	3,465,242	1,390,000	630,000	630,000	0	-100.00%
<b>TOTAL CAPITAL COMM PARK</b>		<b>2,469,738</b>	<b>3,465,242</b>	<b>1,390,000</b>	<b>630,000</b>	<b>630,000</b>	<b>0</b>	<b>-100.00%</b>
<b>TOTAL CAPITAL COMM PARK</b>		<b>2,469,738</b>	<b>3,465,242</b>	<b>1,390,000</b>	<b>630,000</b>	<b>630,000</b>	<b>0</b>	<b>-100.00%</b>

**City of Chino**  
**Revenue Detail By Fund By Program By Object By Project**

Obj/Prj No.	Description	2022 Actual	2023 Actual	2024 Actual	2025 Budget	2025 Projected	2026 Proposed	%CHG Bdgt to Bdgt
<b>350</b>	<b>COMM DEV BLOCK GRANT</b>							
<b>3508010</b>	<b>CDBG-ADMINISTRATION</b>							
59500	Grant	44,185	39,202	42,901	82,546	82,546	88,000	6.61%
	Sub-total	44,185	39,202	42,901	82,546	82,546	88,000	6.61%
G8028	CDBG Fair Housing	18,000	20,000	20,000	20,000	20,000	20,000	0.00%
G8029	CDBG Landlord Tenant Mediation	13,000	0	0	0	0	10,000	0.00%
	Sub-total	31,000	20,000	20,000	20,000	20,000	30,000	50.00%
TOTAL CDBG-ADMINISTRATION		75,185	59,202	62,901	102,546	102,546	118,000	15.07%
<b>3508020</b>	<b>CDBG-PUBLIC SERVICE</b>							
G8001	CDBG Graffiti Abate	10,680	10,684	9,905	10,000	10,000	10,000	0.00%
G8004	CDBG Family Counsel	25,934	27,454	11,344	15,000	15,000	10,000	-33.33%
G8009	CDBG House Of Ruth	12,597	15,000	6,331	10,000	10,000	10,000	0.00%
G8011	CDBG Chino Neighbor House	14,996	10,000	13,228	10,955	10,955	10,000	-8.72%
G8029	CDBG Landlord Tenant Mediation	0	0	11,380	10,000	10,000	10,000	0.00%
G8031	CDBG Family Service Association	15,000	15,000	13,228	10,955	10,955	10,000	-8.72%
G8036	CDBG Inland Valley Hope	10,000	10,000	10,000	10,000	10,000	10,000	0.00%
G8038	CDBG Sunrise Church Of Californi	0	0	0	0	0	10,000	0.00%
	Sub-total	89,207	88,138	75,416	76,910	76,910	80,000	4.02%
TOTAL CDBG-PUBLIC SERVICE		89,207	88,138	75,416	76,910	76,910	80,000	4.02%
<b>3508030</b>	<b>CDBG-CIP &amp; ECONOMIC DEV</b>							
G6220	CDBG Alley Project Fy21-22	51,573	16,516	304,711	0	0	0	0.00%
G6231	CDBG Facade Improvement Progr	0	0	0	31,500	31,500	31,500	0.00%
G8019	CDBG Code Enforce	29,526	30,749	40,176	60,000	60,000	40,000	-33.33%
PF201	Old School House Museum	45,952	0	0	0	0	0	0.00%
PK183	Monte Vista Pk Restrmt & Shade	49,727	760,662	0	0	0	0	0.00%
PK255	Monte Vista Park Expansion	0	0	0	0	0	323,080	0.00%
SN240	Alley Improvements FY23-24	0	0	0	518,125	48,908	494,216	-4.61%
	Sub-total	176,778	807,927	344,887	609,625	140,408	888,796	45.79%
TOTAL CDBG-CIP & ECONOMIC DEV		176,778	807,927	344,887	609,625	140,408	888,796	45.79%
<b>35080301</b>	<b>CDBG-HOME IMPROVEMENT GRANT</b>							
G8127	CDBG-Safe Homes For Seniors	69,980	53,517	60,513	100,000	100,000	70,000	-30.00%
	Sub-total	69,980	53,517	60,513	100,000	100,000	70,000	-30.00%
TOTAL CDBG-HOME IMPROVEMENT GR		69,980	53,517	60,513	100,000	100,000	70,000	-30.00%
<b>3508040</b>	<b>CDBG CV2 CARES ACT</b>							
59500	Grant	17,414	0	0	0	0	0	0.00%
TOTAL CDBG CV2 CARES ACT		17,414	0	0	0	0	0	0.00%
<b>3508041</b>	<b>CDBG CV3 CARES ACT</b>							
G6076	CDBG Distance Learning Homewo	12,080	15,557	14,828	22,454	22,454	22,454	0.00%
G6078	CDBG C.V.3. Emgy Rental Assista	125,973	20,952	0	0	0	0	0.00%
	Sub-total	138,053	36,509	14,828	22,454	22,454	22,454	0.00%
TOTAL CDBG CV3 CARES ACT		138,053	36,509	14,828	22,454	22,454	22,454	0.00%
TOTAL COMM DEV BLOCK GRANT		566,617	1,045,293	558,545	911,535	442,318	1,179,250	29.37%

# City of Chino

## Revenue Detail By Fund By Program By Object By Project

Obj/Prj No.	Description	2022 Actual	2023 Actual	2024 Actual	2025 Budget	2025 Projected	2026 Proposed	%CHG Bdgt to Bdgt
<b>360</b>	<b>LANDSCAPE &amp; LIGHTING FUND</b>							
<b>3601000</b>	<b>LANDSCAPE &amp; LIGHTING FUND</b>							
50000	Transfers In	6,181,063	7,417,443	7,753,591	9,363,081	8,233,213	8,820,949	-5.79%
TOTAL LANDSCAPE & LIGHTING FUND		6,181,063	7,417,443	7,753,591	9,363,081	8,233,213	8,820,949	-5.79%
<b>3607230</b>	<b>MEDIANS AND PARKWAYS</b>							
59345	Property/Street Damage	0	2,759	0	3,000	0	0	0.00%
TOTAL MEDIANS AND PARKWAYS		0	2,759	0	3,000	0	0	-100.00%
<b>3607260</b>	<b>MAINTENANCE DISTRICTS</b>							
R7232	Water Savings Incentive Program	0	4,873	0	0	0	0	0.00%
	Sub-total	0	4,873	0	0	0	0	0.00%
TOTAL MAINTENANCE DISTRICTS		0	4,873	0	0	0	0	0.00%
TOTAL LANDSCAPE & LIGHTING FUND		6,181,063	7,425,075	7,753,591	9,366,081	8,233,213	8,820,949	-5.82%

**City of Chino**  
**Revenue Detail By Fund By Program By Object By Project**

Obj/Prj No.	Description	2022 Actual	2023 Actual	2024 Actual	2025 Budget	2025 Projected	2026 Proposed	%CHG Bdgt to Bdgt
<b>361</b>	<b>ASSESSMENT DISTRICT FUND</b>							
<b>3611000</b>	<b>ASSESSMENT DISTR LLMD</b>							
50000	Transfers In	663,279	664,525	661,488	587,132	769,033	542,561	-7.59%
	<b>TOTAL ASSESSMENT DISTR LLMD</b>	663,279	664,525	661,488	587,132	769,033	542,561	-7.59%
<b>36172601</b>	<b>ASSESS MAINT DISTRICT 75-1</b>							
59180	Maintenance District Assessmen	0	0	0	1,641	1,700	1,700	3.60%
	Sub-total	0	0	0	1,641	1,700	1,700	3.60%
R7232	Water Savings Incentive Program	0	49	0	0	0	0	0.00%
Z0001	Maint Dist Zone 1	1,619	1,655	1,701	0	0	0	0.00%
	Sub-total	1,619	1,704	1,701	0	0	0	0.00%
	<b>TOTAL ASSESS MAINT DISTRICT 75-1</b>	1,619	1,704	1,701	1,641	1,700	1,700	3.60%
<b>36172602</b>	<b>ASSESS MAINT DISTRICT 75-2</b>							
59180	Maintenance District Assessmen	0	0	0	3,888	3,888	3,888	0.00%
	Sub-total	0	0	0	3,888	3,888	3,888	0.00%
R7232	Water Savings Incentive Program	0	49	0	0	0	0	0.00%
Z0001	Maint Dist Zone 1	3,888	3,888	3,840	0	0	0	0.00%
	Sub-total	3,888	3,937	3,840	0	0	0	0.00%
	<b>TOTAL ASSESS MAINT DISTRICT 75-2</b>	3,888	3,937	3,840	3,888	3,888	3,888	0.00%
<b>36172603</b>	<b>ASSESS MAINT DISTRICT 76-1</b>							
59180	Maintenance District Assessmen	0	0	0	6,302	4,500	6,302	0.00%
	Sub-total	0	0	0	6,302	4,500	6,302	0.00%
R7232	Water Savings Incentive Program	0	49	0	0	0	0	0.00%
Z0001	Maint Dist Zone 1	4,496	4,721	4,889	0	0	0	0.00%
	Sub-total	4,496	4,770	4,889	0	0	0	0.00%
	<b>TOTAL ASSESS MAINT DISTRICT 76-1</b>	4,496	4,770	4,889	6,302	4,500	6,302	0.00%
<b>36172604</b>	<b>ASSESS MAINT DISTRICT 76-2</b>							
59180	Maintenance District Assessmen	0	0	0	6,666	6,666	6,666	0.00%
	Sub-total	0	0	0	6,666	6,666	6,666	0.00%
R7232	Water Savings Incentive Program	0	49	0	0	0	0	0.00%
Z0001	Maint Dist Zone 1	6,699	6,666	6,666	0	0	0	0.00%
	Sub-total	6,699	6,715	6,666	0	0	0	0.00%
	<b>TOTAL ASSESS MAINT DISTRICT 76-2</b>	6,699	6,715	6,666	6,666	6,666	6,666	0.00%

# City of Chino

## Revenue Detail By Fund By Program By Object By Project

Obj/Prj No.	Description	2022 Actual	2023 Actual	2024 Actual	2025 Budget	2025 Projected	2026 Proposed	%CHG Bdgt to Bdgt
<b>361</b>	<b>ASSESSMENT DISTRICT FUND</b>							
<b>36172606</b>	<b>ASSESS MAINT DISTRICT 83-2</b>							
59180	Maintenance District Assessmen	0	0	0	442,871	442,871	442,871	0.00%
	Sub-total	0	0	0	442,871	442,871	442,871	0.00%
R7232	Water Savings Incentive Program	0	3,898	0	0	0	0	0.00%
Z0001	Maint Dist Zone 1	4,878	4,848	4,912	0	0	0	0.00%
Z0002	Maint Dist Zone 2	6,402	6,515	6,450	0	0	0	0.00%
Z0003	Maint Dist Zone 3	1,425	1,425	1,406	0	0	0	0.00%
Z0004	Maint Dist Zone 4	316	332	352	0	0	0	0.00%
Z0005	Maint Dist Zone 5	384	325	369	0	0	0	0.00%
Z0006	Maint Dist Zone 6	1,448	1,495	1,495	0	0	0	0.00%
Z0007	Maint Dist Zone 7	1,235	1,192	1,251	0	0	0	0.00%
Z0008	Maint Dist Zone 8	811	811	811	0	0	0	0.00%
Z0009	Maint Dist Zone 9	850	746	859	0	0	0	0.00%
Z000A	Maint Dist Zone A	1,463	1,463	1,463	0	0	0	0.00%
Z000B	Maint Dist Zone B	1,108	1,108	1,108	0	0	0	0.00%
Z000C	Maint Dist Zone C	4,441	4,440	4,391	0	0	0	0.00%
Z000D	Maint Dist Zone D	823	813	815	0	0	0	0.00%
Z0011	Maint Dist Zone 11	4,169	4,218	4,221	0	0	0	0.00%
Z0012	Maint Dist Zone 12	745	745	745	0	0	0	0.00%
Z0013	Maint Dist Zone 13	715	715	715	0	0	0	0.00%
Z0014	Maint Dist Zone 14	4,361	4,315	4,413	0	0	0	0.00%
Z0015	Maint Dist Zone 15	2,957	2,993	3,021	0	0	0	0.00%
Z0016	Maint Dist Zone 16	853	886	949	0	0	0	0.00%
Z0017	Maint Dist Zone 17	1,600	1,651	1,624	0	0	0	0.00%
Z0018	Maint Dist Zone 18	913	913	913	0	0	0	0.00%
Z0019	Maint Dist Zone 19	1,148	1,123	1,123	0	0	0	0.00%
Z0020	Maint Dist Zone 20	215,233	214,759	215,877	0	0	0	0.00%
Z0022	Maint Dist Zone 22	335	342	381	0	0	0	0.00%
Z0024	Maint Dist Zone 24	2,056	2,056	2,056	0	0	0	0.00%
Z0025	Maint Dist Zone 25	959	959	959	0	0	0	0.00%
Z0026	Maint Dist Zone 26	54	54	54	0	0	0	0.00%
Z0027	Maint Dist Zone 27	233	233	216	0	0	0	0.00%
Z0028	Maint Dist Zone 28	241	241	241	0	0	0	0.00%
Z0029	Maint Dist Zone 29	404	404	604	0	0	0	0.00%
Z0030	Maint Dist Zone 30	434	446	390	0	0	0	0.00%
Z0031	Maint Dist Zone 31	202	212	223	0	0	0	0.00%
Z0032	Maint Dist Zone 32	377	377	377	0	0	0	0.00%
Z0033	Maint Dist Zone 33	642	642	642	0	0	0	0.00%
Z0034	Maint Dist Zone 34	316	543	422	0	0	0	0.00%
Z0036	Maint Dist Zone 36	274	274	274	0	0	0	0.00%
Z0037	Maint Dist Zone 37	471	485	485	0	0	0	0.00%
Z0038	Maint Dist Zone 38	334	350	368	0	0	0	0.00%
Z0039	Maint Dist Zone 39	2,648	2,605	2,648	0	0	0	0.00%
Z0041	Maint Dist Zone 41	8,648	8,652	8,758	0	0	0	0.00%
Z0042	Maint Dist Zone 42	157	165	173	0	0	0	0.00%
Z0043	Maint Dist Zone 43	108	113	119	0	0	0	0.00%
Z0045	Maint Dist Zone 45	337	354	371	0	0	0	0.00%
Z0046	Maint Dist Zone 46	1,844	1,179	1,179	0	0	0	0.00%
Z0048	Maint Dist Zone 48	233	244	257	0	0	0	0.00%
Z0049	Maint Dist Zone 49	234	234	234	0	0	0	0.00%
Z0050	Maint Dist Zone 50	553	484	431	0	0	0	0.00%
Z0051	Maint Dist Zone 51	135	141	148	0	0	0	0.00%
Z0052	Maint Dist Zone 52	348	365	377	0	0	0	0.00%

# City of Chino

## Revenue Detail By Fund By Program By Object By Project

Obj/Prj No.	Description	2022 Actual	2023 Actual	2024 Actual	2025 Budget	2025 Projected	2026 Proposed	%CHG Bdgt to Bdgt
<b>361</b>	<b>ASSESSMENT DISTRICT FUND</b>							
<b>36172606</b>	<b>ASSESS MAINT DISTRICT 83-2</b>							
Z0053	Maint Dist Zone 53	450	402	411	0	0	0	0.00%
Z0054	Maint Dist Zone 54	350	367	385	0	0	0	0.00%
Z0055	Maint Dist Zone 55	67	71	74	0	0	0	0.00%
Z0057	Maint Dist Zone 57	680	714	749	0	0	0	0.00%
Z0059	Maint Dist Zone 59	331	331	331	0	0	0	0.00%
Z0061	Maint Dist Zone 61	307	460	15,022	0	0	0	0.00%
Z0062	Maint Dist Zone 62	260	273	287	0	0	0	0.00%
Z0063	Maint Dist Zone 63	184	193	203	0	0	0	0.00%
Z0064	Maint Dist Zone 64	1,258	1,320	1,387	0	0	0	0.00%
Z0065	Maint Dist Zone 65	85	89	93	0	0	0	0.00%
Z0067	Maint Dist Zone 67	592	622	653	0	0	0	0.00%
Z0069	Maint Dist Zone 69	1,000	980	1,450	0	0	0	0.00%
Z0070	Maint Dist Zone 70	141	148	155	0	0	0	0.00%
Z0074	Maint Dist Zone 74	12,077	12,680	13,314	0	0	0	0.00%
Z0076	Maint Dist Zone 76	201	201	201	0	0	0	0.00%
Z0078	Maint Dist Zone 78	126	126	126	0	0	0	0.00%
Z0079	Maint Dist Zone 79	201	201	201	0	0	0	0.00%
Z0080	Maint Dist Zone 80	14,080	14,531	14,290	0	0	0	0.00%
Z0082	Maint Dist Zone 82	3,370	3,539	3,716	0	0	0	0.00%
Z0086	Maint Dist Zone 86	247	247	185	0	0	0	0.00%
Z0087	Maint Dist Zone 87	629	629	629	0	0	0	0.00%
Z0088	Maint Dist Zone 88	109	171	146	0	0	0	0.00%
Z0089	Maint Dist Zone 89	258	258	251	0	0	0	0.00%
Z0090	Maint Dist Zone 90	497	497	497	0	0	0	0.00%
Z0091	Maint Dist Zone 91	207	207	207	0	0	0	0.00%
Z0093	Maint Dist Zone 93	292	307	309	0	0	0	0.00%
Z0094	Maint Dist Zone 94	69	69	69	0	0	0	0.00%
Z0095	Maint Dist Zone 95	497	488	513	0	0	0	0.00%
Z0096	Maint Dist Zone 96	326	326	326	0	0	0	0.00%
Z0097	Maint Dist Zone 97	211	211	211	0	0	0	0.00%
Z0098	Maint Dist Zone 98	6,254	6,343	6,379	0	0	0	0.00%
Z0099	Maint Dist Zone 99	179	188	197	0	0	0	0.00%
Z0100	Maint Dist Zone 100	780	780	780	0	0	0	0.00%
Z0101	Maint Dist Zone 101	62	62	62	0	0	0	0.00%
Z0102	Maint Dist Zone 102	9,433	9,898	10,270	0	0	0	0.00%
Z0103	Maint Dist Zone 103	4,656	4,656	4,656	0	0	0	0.00%
Z0104	Maint Dist Zone 104	134	141	148	0	0	0	0.00%
Z0105	Maint Dist Zone 105	139	156	173	0	0	0	0.00%
Z0106	Maint Dist Zone 106	78	81	82	0	0	0	0.00%
Z0107	Maint Dist Zone 107	88	93	97	0	0	0	0.00%
Z0108	Maint Dist Zone 108	0	7,290	7,290	0	0	0	0.00%
Z0109	Maint Dist Zone 109	1,432	1,432	1,432	0	0	0	0.00%
Z0110	Maint Dist Zone 110	46	49	51	0	0	0	0.00%
Z0111	Maint Dist Zone 111	430	430	430	0	0	0	0.00%
Z0112	Maint Dist Zone 112	12,204	12,314	12,189	0	0	0	0.00%
Z0113	Maint Dist Zone 113	13,984	13,984	13,984	0	0	0	0.00%
Z0114	Maint Dist Zone 114	19,311	19,159	20,099	0	0	0	0.00%
Z0115	Maint Dist Zone 115	4,260	4,381	4,317	0	0	0	0.00%
Z0117	Maint Dist Zone 117	1,700	1,785	1,875	0	0	0	0.00%
Z0118	Maint Dist Zone 118	138	145	153	0	0	0	0.00%
Z0119	Maint Dist Zone 119	67	70	74	0	0	0	0.00%
Z0120	Maint Dist Zone 120	211	222	233	0	0	0	0.00%
Z0121	Maint Dist Zone 121	102	327	225	0	0	0	0.00%

5/13/2025

50

## City of Chino

### Revenue Detail By Fund By Program By Object By Project

Obj/Prj No.	Description	2022 Actual	2023 Actual	2024 Actual	2025 Budget	2025 Projected	2026 Proposed	%CHG Bdgt to Bdgt
<b>361</b>	<b>ASSESSMENT DISTRICT FUND</b>							
<b>36172606</b>	<b>ASSESS MAINT DISTRICT 83-2</b>							
Z0122	Maint Dist Zone 122	1,222	1,283	1,347	0	0	0	0.00%
Z0123	Maint Dist Zone 123	53	55	58	0	0	0	0.00%
Z0124	Maint Dist Zone 124	63	66	69	0	0	0	0.00%
Z0125	Maint Dist Zone 125	115	119	127	0	0	0	0.00%
Z0126	Maint Dist Zone 126	200	210	221	0	0	0	0.00%
Z0127	Maint Dist Zone 127	312	327	344	0	0	0	0.00%
Z0128	Maint Dist Zone 128	5,136	5,144	5,144	0	0	0	0.00%
Z0129	Maint Dist Zone 129	368	361	390	0	0	0	0.00%
Z0130	Maint Dist Zone 130	26,686	27,124	26,686	0	0	0	0.00%
Z0131	Maint Dist Zone 131	579	575	638	0	0	0	0.00%
Z0132	Maint Dist Zone 132	913	959	1,007	0	0	0	0.00%
Z0133	Maint Dist Zone 133	88	93	81	0	0	0	0.00%
	Sub-total	431,380	444,843	459,369	0	0	0	0.00%
TOTAL ASSESS MAINT DISTRICT 83-2		431,380	444,843	459,369	442,871	442,871	442,871	0.00%



# City of Chino

## Revenue Detail By Fund By Program By Object By Project

Obj/Prj No.	Description	2022 Actual	2023 Actual	2024 Actual	2025 Budget	2025 Projected	2026 Proposed	%CHG Bdgt to Bdgt
<b>361</b>	<b>ASSESSMENT DISTRICT FUND</b>							
<b>36172607</b>	<b>ASSESS MAINT DISTRICT 2002-01</b>							
59180	Maintenance District Assessmen	0	0	0	215,096	215,096	215,096	0.00%
	Sub-total	0	0	0	215,096	215,096	215,096	0.00%
R7232	Water Savings Incentive Program	0	780	0	0	0	0	0.00%
Z0001	Maint Dist Zone 1	6,226	6,716	7,208	0	0	0	0.00%
Z0002	Maint Dist Zone 2	2,835	2,805	3,612	0	0	0	0.00%
Z0003	Maint Dist Zone 3	11,625	12,953	13,781	0	0	0	0.00%
Z0004	Maint Dist Zone 4	3,985	4,328	4,645	0	0	0	0.00%
Z0005	Maint Dist Zone 5	174	212	252	0	0	0	0.00%
Z0006	Maint Dist Zone 6	2,024	2,198	2,359	0	0	0	0.00%
Z0007	Maint Dist Zone 7	608	660	708	0	0	0	0.00%
Z0008	Maint Dist Zone 8	2,582	2,804	3,009	0	0	0	0.00%
Z0009	Maint Dist Zone 9	16,898	17,487	17,953	0	0	0	0.00%
Z0010	Maint Dist Zone 10	820	890	955	0	0	0	0.00%
Z0011	Maint Dist Zone 11	1,777	1,930	2,071	0	0	0	0.00%
Z0012	Maint Dist Zone 12	58,843	64,275	70,207	0	0	0	0.00%
Z0013	Maint Dist Zone 13	575	606	656	0	0	0	0.00%
Z0014	Maint Dist Zone 14	268	292	313	0	0	0	0.00%
Z0015	Maint Dist Zone 15	866	940	1,009	0	0	0	0.00%
Z0016	Maint Dist Zone 16	1,201	1,304	1,400	0	0	0	0.00%
Z0017	Maint Dist Zone 17	10,078	10,944	11,746	0	0	0	0.00%
Z0018	Maint Dist Zone 18	11,331	12,319	13,112	0	0	0	0.00%
Z0019	Maint Dist Zone 19	2,407	2,614	2,806	0	0	0	0.00%
Z0020	Maint Dist Zone 20	410	445	478	0	0	0	0.00%
Z0021	Maint Dist Zone 21	300	326	350	0	0	0	0.00%
Z0022	Maint Dist Zone 22	811	819	879	0	0	0	0.00%
Z0023	Maint Dist Zone 23	339	369	396	0	0	0	0.00%
Z0024	Maint Dist Zone 24	797	866	929	0	0	0	0.00%
Z0026	Maint Dist Zone 26	47	51	54	0	0	0	0.00%
Z0027	Maint Dist Zone 27	3,109	3,377	3,624	0	0	0	0.00%
Z0028	Maint Dist Zone 28	765	831	892	0	0	0	0.00%
Z0029	Maint Dist Zone 29	1,780	1,934	2,075	0	0	0	0.00%
Z0030	Maint Dist Zone 30	575	624	670	0	0	0	0.00%
Z0031	Maint Dist Zone 31	512	556	597	0	0	0	0.00%
Z0032	Maint Dist Zone 32	1,803	1,900	2,042	0	0	0	0.00%
Z0033	Maint Dist Zone 33	515	559	600	0	0	0	0.00%
Z0034	Maint Dist Zone 34	1,428	1,551	1,664	0	0	0	0.00%
Z0037	Maint Dist Zone 37	798	1,589	1,706	0	0	0	0.00%
Z0038	Maint Dist Zone 38	454	493	529	0	0	0	0.00%
Z0039	Maint Dist Zone 39	1,824	1,981	2,126	0	0	0	0.00%
Z0040	Maint Dist Zone 40	1,096	1,191	1,278	0	0	0	0.00%
Z0041	Maint Dist Zone 41	670	728	781	0	0	0	0.00%
Z0042	Maint Dist Zone 42	832	913	942	0	0	0	0.00%
Z0043	Maint Dist Zone 43	955	1,037	1,113	0	0	0	0.00%
Z0044	Maint Dist Zone 44	976	992	1,065	0	0	0	0.00%
Z0045	Maint Dist Zone 45	2,502	2,716	2,916	0	0	0	0.00%
Z0048	Maint Dist Zone 48	1,141	1,239	1,163	0	0	0	0.00%
Z0049	Maint Dist Zone 49	292	408	389	0	0	0	0.00%
Z0050	Maint Dist Zone 50	1,063	1,154	1,239	0	0	0	0.00%
Z0051	Maint Dist Zone 51	465	226	570	0	0	0	0.00%
Z0052	Maint Dist Zone 52	767	833	894	0	0	0	0.00%
Z0053	Maint Dist Zone 53	298	323	347	0	0	0	0.00%
Z0054	Maint Dist Zone 54	269	292	314	0	0	0	0.00%

**City of Chino**  
**Revenue Detail By Fund By Program By Object By Project**

Obj/Prj No.	Description	2022 Actual	2023 Actual	2024 Actual	2025 Budget	2025 Projected	2026 Proposed	%CHG Bdgt to Bdgt
<b>361</b>	<b>ASSESSMENT DISTRICT FUND</b>							
<b>36172607</b>	<b>ASSESS MAINT DISTRICT 2002-01</b>							
Z0055	Maint Dist Zone 55	695	755	810	0	0	0	0.00%
Z0056	Maint Dist Zone 56	2,103	2,284	2,451	0	0	0	0.00%
Z0059	Maint Dist Zone 59	636	691	742	0	0	0	0.00%
Z0061	Maint Dist Zone 61	351	381	562	0	0	0	0.00%
Z0062	Maint Dist Zone 62	1,851	2,010	2,157	0	0	0	0.00%
Z0063	Maint Dist Zone 63	0	504	541	0	0	0	0.00%
Z0065	Maint Dist Zone 65	685	744	798	0	0	0	0.00%
Z0066	Maint Dist Zone 66	0	4,691	5,004	0	0	0	0.00%
Z0067	Maint Dist Zone 67	0	3,320	3,706	0	0	0	0.00%
Z0069	Maint Dist Zone 69	0	849	887	0	0	0	0.00%
Z0071	Maint Dist Zone 71	276	329	337	0	0	0	0.00%
Z0079	Maint Dist Zone 79	0	313	336	0	0	0	0.00%
Z0080	Maint Dist Zone 80	0	0	1,938	0	0	0	0.00%
Z0084	Maint Dist Zone 84	0	0	203	0	0	0	0.00%
	Sub-total	169,313	194,251	210,896	0	0	0	0.00%
	TOTAL ASSESS MAINT DISTRICT 2002-01	169,313	194,251	210,896	215,096	215,096	215,096	0.00%
<b>TOTAL ASSESSMENT DISTRICT FUND</b>		<b>1,280,674</b>	<b>1,320,745</b>	<b>1,348,849</b>	<b>1,263,596</b>	<b>1,443,754</b>	<b>1,219,084</b>	<b>-3.52%</b>
<b>370</b>	<b>HOME INVESTMENT PARTNERSHIPS</b>							
<b>3701000</b>	<b>HOME INVESTMENT PARTNERSHIPS</b>							
59200	Interest Income Apportioned	9,496	25,838	45,333	23,000	41,079	36,000	56.52%
59320	Gain/Loss On Investment	-28,245	-1,689	10,560	0	0	0	0.00%
59385	Senior Housing Lease Payment	4,468	3,826	4,334	0	0	0	0.00%
	Sub-total	-14,281	27,975	60,227	23,000	41,079	36,000	56.52%
N3009	Cash Flow-Dshp	40,208	34,432	39,006	0	0	0	0.00%
	Sub-total	40,208	34,432	39,006	0	0	0	0.00%
	TOTAL HOME INVESTMENT PARTNERSH	25,927	62,407	99,233	23,000	41,079	36,000	56.52%
<b>TOTAL HOME INVESTMENT PARTNERSHIPS</b>		<b>25,927</b>	<b>62,407</b>	<b>99,233</b>	<b>23,000</b>	<b>41,079</b>	<b>36,000</b>	<b>56.52%</b>

**City of Chino**  
**Revenue Detail By Fund By Program By Object By Project**

Obj/Prj No.	Description	2022 Actual	2023 Actual	2024 Actual	2025 Budget	2025 Projected	2026 Proposed	%CHG Bdgt to Bdgt
<b>375</b>	<b>CAL HOME FUND</b>							
<b>3751000</b>	<b>CAL HOME INTERNAL PROGRAM</b>							
59200	Interest Income Apportioned	1,675	2,759	4,750	2,500	1,930	1,600	-36.00%
59320	Gain/Loss On Investment	-4,596	1,873	1,856	0	0	0	0.00%
TOTAL CAL HOME INTERNAL PROGRAM		-2,921	4,632	6,606	2,500	1,930	1,600	-36.00%
<b>37562201</b>	<b>CAL HOME-REUSE PROGRAM</b>							
59370	Loan Repay No Int	0	0	0	80,000	0	180,000	125.00%
	Sub-total	0	0	0	80,000	0	180,000	125.00%
L6002	Edington, Nancy Calhome2011	0	0	0	0	40,000	0	0.00%
L6007	Friedman, Sandra Cal Home 2011	0	30,948	0	0	0	0	0.00%
L6010	Marlo, Barbara	0	17,756	0	0	0	0	0.00%
L6033	Rodarte Jr, Ignacio Cal Home	0	0	0	0	60,000	0	0.00%
L6049	Hernandez, Delores Cal Home	3,400	4,500	4,800	4,800	2,000	4,800	0.00%
L6050	Alvarado Jr,Victor Cal Home	100	0	0	0	500	0	0.00%
L6059	Tarin, Gloria Stella Calhomereuse	0	4,050	0	0	0	0	0.00%
L6062	Vargas, Jose & Antonia Calhm Reu	0	1,072	0	0	0	0	0.00%
L6063	Acosta,Blanca Calhome Reuse	0	155	0	0	0	0	0.00%
L6068	Valdivia, Maria T Cal Home Reuse	0	2,650	0	0	0	0	0.00%
L6069	Pvilla/Tkaras Hig	0	3,110	0	0	0	0	0.00%
L6169	Navarro,Rogelio H.I.G.	0	0	5	0	44	0	0.00%
N6129	Padilla,Socorro	2,000	1,000	10,000	16,000	16,000	16,000	0.00%
N6189	Conrardy,Gary/Jacqueline	0	0	22,000	0	0	0	0.00%
N6233	Carapia, Daniel & Jennifer	0	0	0	1	0	1	0.00%
	Sub-total	5,500	65,241	36,805	20,801	118,544	20,801	0.00%
TOTAL CAL HOME-REUSE PROGRAM		5,500	65,241	36,805	100,801	118,544	200,801	99.21%
<b>3756223</b>	<b>CAL HOME 2023</b>							
G6241	2023 Calhome State Grant	0	0	0	517,450	153,500	517,450	0.00%
	Sub-total	0	0	0	517,450	153,500	517,450	0.00%
TOTAL CAL HOME 2023		0	0	0	517,450	153,500	517,450	0.00%
TOTAL CAL HOME FUND		<b>2,579</b>	<b>69,873</b>	<b>43,411</b>	<b>620,751</b>	<b>273,974</b>	<b>719,851</b>	<b>15.96%</b>
<b>380</b>	<b>RMP ENVIRONMENTAL MITIGATION</b>							
<b>3801000</b>	<b>RMP ENVIRONMENTAL MITIGATION</b>							
56640	R.M.P.-Environmental Mitigatio	8,058	0	0	0	0	0	0.00%
59200	Interest Income Apportioned	24,197	22,925	39,149	21,000	34,753	30,000	42.86%
59320	Gain/Loss On Investment	-21,623	-577	9,907	0	0	0	0.00%
TOTAL RMP ENVIRONMENTAL MITIGATIC		10,632	22,348	49,056	21,000	34,753	30,000	42.86%
TOTAL RMP ENVIRONMENTAL MITIGATION		<b>10,632</b>	<b>22,348</b>	<b>49,056</b>	<b>21,000</b>	<b>34,753</b>	<b>30,000</b>	<b>42.86%</b>

**City of Chino**  
**Revenue Detail By Fund By Program By Object By Project**

Obj/Prj No.	Description	2022 Actual	2023 Actual	2024 Actual	2025 Budget	2025 Projected	2026 Proposed	%CHG Bdgt to Bdgt
<b>401</b>	<b>SUCCR AGENCY-ADMIN/CAPITAL IMP</b>							
<b>4011000</b>	<b>SUCCR AGENCY-ADMIN/CAPITAL IMP</b>							
50000	Transfers In	0	0	0	290,949	0	0	-100.00%
59200	Interest Income Apportioned	7,462	38,049	74,081	0	75,000	75,000	0.00%
59205	Interest Income Pooled C.D.	35,033	173,585	116,413	0	0	0	0.00%
59230	Pooled Interest Allocated	-35,033	-173,585	-116,413	0	0	0	0.00%
59320	Gain/Loss On Investment	-24,090	-18,423	-119,855	0	0	0	0.00%
TOTAL SUCCR AGENCY-ADMIN/CAPITAL II		-16,628	19,626	-45,774	290,949	75,000	75,000	-74.22%
<b>4019000</b>	<b>RDA ADMINISTRATION</b>							
59235	Int Inc Loan Tomlinson	1,349	0	0	0	0	0	0.00%
TOTAL RDA ADMINISTRATION		1,349	0	0	0	0	0	0.00%
TOTAL SUCCR AGENCY-ADMIN/CAPITAL IMP		<b>-15,279</b>	<b>19,626</b>	<b>-45,774</b>	<b>290,949</b>	<b>75,000</b>	<b>75,000</b>	<b>-74.22%</b>
<b>433</b>	<b>C.F.D. 2003-3 LEWIS</b>							
<b>4331000</b>	<b>C.F.D. 2003-3 LEWIS</b>							
59245	Interest/Fiscl Agt	3,902	803,340	979,368	0	0	0	0.00%
59300	Bond Proceeds	22,299,679	29,135,160	16,945,378	0	0	0	0.00%
TOTAL C.F.D. 2003-3 LEWIS		22,303,581	29,938,500	17,924,746	0	0	0	0.00%
TOTAL C.F.D. 2003-3 LEWIS		<b>22,303,581</b>	<b>29,938,500</b>	<b>17,924,746</b>	<b>0</b>	<b>0</b>	<b>0</b>	<b>0.00%</b>
<b>439</b>	<b>C.F.D. 2005-1 COLLEGE PK AREA1</b>							
<b>4391000</b>	<b>C.F.D. 2005-1 COLLEGE PK AREA1</b>							
59245	Interest/Fiscl Agt	2,929	57,108	37,373	0	0	0	0.00%
TOTAL C.F.D. 2005-1 COLLEGE PK AREA1		2,929	57,108	37,373	0	0	0	0.00%
TOTAL C.F.D. 2005-1 COLLEGE PK AREA1		<b>2,929</b>	<b>57,108</b>	<b>37,373</b>	<b>0</b>	<b>0</b>	<b>0</b>	<b>0.00%</b>
<b>441</b>	<b>C.F.D. 2006-1</b>							
<b>4411000</b>	<b>C.F.D. 2006-1</b>							
59200	Interest Income Apportioned	4,811	12,666	21,629	0	3,552	0	0.00%
59320	Gain/Loss On Investment	-14,064	-319	5,473	0	0	0	0.00%
TOTAL C.F.D. 2006-1		-9,253	12,347	27,102	0	3,552	0	0.00%
TOTAL C.F.D. 2006-1		<b>-9,253</b>	<b>12,347</b>	<b>27,102</b>	<b>0</b>	<b>3,552</b>	<b>0</b>	<b>0.00%</b>
<b>442</b>	<b>C.F.D. 2006-3</b>							
<b>4421000</b>	<b>C.F.D. 2006-3</b>							
59245	Interest/Fiscl Agt	536	22,098	35,282	0	0	0	0.00%
TOTAL C.F.D. 2006-3		536	22,098	35,282	0	0	0	0.00%
TOTAL C.F.D. 2006-3		<b>536</b>	<b>22,098</b>	<b>35,282</b>	<b>0</b>	<b>0</b>	<b>0</b>	<b>0.00%</b>
<b>443</b>	<b>C.F.D. 2016-1 K.B. HOMES</b>							
<b>4431000</b>	<b>CFD 2016-1 KB HOMES</b>							
59245	Interest/Fiscl Agt	4,129	170,001	62,270	0	0	0	0.00%
TOTAL CFD 2016-1 KB HOMES		4,129	170,001	62,270	0	0	0	0.00%
TOTAL C.F.D. 2016-1 K.B. HOMES		<b>4,129</b>	<b>170,001</b>	<b>62,270</b>	<b>0</b>	<b>0</b>	<b>0</b>	<b>0.00%</b>

**City of Chino**  
**Revenue Detail By Fund By Program By Object By Project**

Obj/Prj No.	Description	2022 Actual	2023 Actual	2024 Actual	2025 Budget	2025 Projected	2026 Proposed	%CHG Bdgt to Bdgt
<b>444</b>	<b>C.F.D. 2016-2 LENNAR</b>							
<b>4441000</b>	<b>C.F.D. 2016-2 LENNAR</b>							
59245	Interest/Fiscl Agt	6,540	107,860	105,075	0	0	0	0.00%
TOTAL C.F.D. 2016-2 LENNAR		6,540	107,860	105,075	0	0	0	0.00%
TOTAL C.F.D. 2016-2 LENNAR		<b>6,540</b>	<b>107,860</b>	<b>105,075</b>	<b>0</b>	<b>0</b>	<b>0</b>	<b>0.00%</b>
<b>445</b>	<b>C.F.D. 2019-1 THE LANDINGS</b>							
<b>4451000</b>	<b>CFD 2019-1 THE LANDINGS</b>							
59245	Interest/Fiscl Agt	1,358	8,070	575	0	0	0	0.00%
TOTAL CFD 2019-1 THE LANDINGS		1,358	8,070	575	0	0	0	0.00%
TOTAL C.F.D. 2019-1 THE LANDINGS		<b>1,358</b>	<b>8,070</b>	<b>575</b>	<b>0</b>	<b>0</b>	<b>0</b>	<b>0.00%</b>
<b>446</b>	<b>CFD 2021-1 APPESETCHE</b>							
<b>4461000</b>	<b>CFD 2021-1 APPESETCHE</b>							
59245	Interest/Fiscl Agt	0	0	110,866	0	0	0	0.00%
59300	Bond Proceeds	0	0	6,212,347	0	0	0	0.00%
TOTAL CFD 2021-1 APPESETCHE		0	0	6,323,213	0	0	0	0.00%
TOTAL CFD 2021-1 APPESETCHE		<b>0</b>	<b>0</b>	<b>6,323,213</b>	<b>0</b>	<b>0</b>	<b>0</b>	<b>0.00%</b>

# City of Chino

## Revenue Detail By Fund By Program By Object By Project

Obj/Prj No.	Description	2022 Actual	2023 Actual	2024 Actual	2025 Budget	2025 Projected	2026 Proposed	%CHG Bdgt to Bdgt
<b>520</b>	<b>WATER</b>							
<b>5201000</b>	<b>WATER</b>							
50000	Transfers In	614,351	3,126,284	1,367,475	78,988	0	0	-100.00%
59200	Interest Income Apportioned	358,919	1,035,991	2,175,759	700,000	1,898,638	1,600,000	128.57%
59245	Interest/Fiscl Agt	0	0	0	2,000	2,000	2,000	0.00%
59246	Interest Income Leases	1,032	1,200	1,375	1,557	1,557	1,746	12.14%
59310	Cell Site Rental	57,902	63,443	64,399	57,466	58,732	58,000	0.93%
59320	Gain/Loss On Investment	-1,098,063	-502,698	665,373	1,000	1,000	1,000	0.00%
59325	Gain/Loss On Joint Venture	-35,487	352,343	162,237	0	0	0	0.00%
<b>TOTAL WATER</b>		<b>-101,346</b>	<b>4,076,563</b>	<b>4,436,618</b>	<b>841,011</b>	<b>1,961,927</b>	<b>1,662,746</b>	<b>97.71%</b>
<b>5203100</b>	<b>WATER BILLING</b>							
52000	Water Usage Consumption	19,257,639	16,949,342	17,074,977	18,468,725	18,468,725	19,022,787	3.00%
52010	Water Availability Fee	9,507,928	9,927,599	10,044,056	10,125,406	10,125,406	10,226,660	1.00%
52030	U.B. Late Fee	75,785	98,352	173,701	86,000	96,384	96,000	11.63%
52040	Water Hydrant Meter Rental	5,911	8,000	17,294	5,000	6,271	5,000	0.00%
52050	Water Meter Installation Fee	538,301	99,611	318,815	221,044	221,044	225,000	1.79%
52060	Water-Fire Service Fee	1,454,171	1,496,843	1,511,081	1,293,136	1,293,136	1,500,000	16.00%
52070	Water Turn-On Fee	87,276	98,806	85,481	71,000	85,078	85,000	19.72%
52080	Water Reinstatement Fees	10,846	55,408	63,328	51,576	51,576	55,000	6.64%
59060	Return Check Charge	5,212	6,143	8,428	6,000	7,456	6,000	0.00%
59330	Recapture Of Bad Debt	7,233	2,571	2,965	7,000	1,656	0	-100.00%
59335	Sale Of Real & Personal Proper	0	0	1,913	0	0	0	0.00%
	Sub-total	30,950,302	28,742,675	29,302,039	30,334,887	30,356,732	31,221,447	2.92%
G3241	Ca Ext Water/Waster Water Arreag	0	0	126,516	241,324	0	0	-100.00%
G4067	Ca Water Arrearage Payment Prgi	340,803	0	0	0	0	0	0.00%
	Sub-total	340,803	0	126,516	241,324	0	0	-100.00%
<b>TOTAL WATER BILLING</b>		<b>31,291,105</b>	<b>28,742,675</b>	<b>29,428,555</b>	<b>30,576,211</b>	<b>30,356,732</b>	<b>31,221,447</b>	<b>2.11%</b>
<b>5207300</b>	<b>WATER SERVICES</b>							
52020	Water Sales-Other Agency	2,366,400	16,938,800	0	0	0	0	0.00%
52090	Fire Hydrant Flow Test	13,108	13,916	19,208	9,000	14,896	10,000	11.11%
52091	Backflow Device Penalty	15,454	36,269	46,842	30,000	39,406	30,000	0.00%
59326	Gain/Loss Inventory Adj	122	-170	-2,383	0	0	0	0.00%
59345	Property/Street Damage	2,578	10,352	40,585	7,000	3,000	5,000	-28.57%
59355	Reimb & Contributions	52,910	0	285	0	2,175	0	0.00%
59357	Tcp 123 Settlement	6,000,000	6,000,000	0	0	0	0	0.00%
	Sub-total	8,450,572	22,999,167	104,537	46,000	59,477	45,000	-2.17%
N7502	Cda Reconciliation Alloc	0	121,763	0	0	0	0	0.00%
N7503	M.W.D. Contribution/Lrp Subsidy	0	504,515	394,922	0	0	0	0.00%
	Sub-total	0	626,278	394,922	0	0	0	0.00%
<b>TOTAL WATER SERVICES</b>		<b>8,450,572</b>	<b>23,625,445</b>	<b>499,459</b>	<b>46,000</b>	<b>59,477</b>	<b>45,000</b>	<b>-2.17%</b>
<b>5207310</b>	<b>WATER CAPITAL PROGRAM</b>							
G7211	State Street Water Treatment Plant	0	0	0	750,000	0	750,000	0.00%
R2072	3 Bridges Benson/M.V. Water 2427	0	0	741,470	0	0	0	0.00%
WA18A	St Rte 60 Bridge Crossing Utilities	0	0	174,026	0	0	0	0.00%
WA19C	Eastside Water Treatment Phase 3	0	0	1,190,161	14,848,826	14,848,826	14,848,826	0.00%
WA212	State Street Water Treatment Prjt	0	0	0	2,000,000	0	0	-100.00%
	Sub-total	0	0	2,105,657	17,598,826	14,848,826	15,598,826	-11.36%
<b>TOTAL WATER CAPITAL PROGRAM</b>		<b>0</b>	<b>0</b>	<b>2,105,657</b>	<b>17,598,826</b>	<b>14,848,826</b>	<b>15,598,826</b>	<b>-11.36%</b>

# City of Chino

## Revenue Detail By Fund By Program By Object By Project

Obj/Prj No.	Description	2022 Actual	2023 Actual	2024 Actual	2025 Budget	2025 Projected	2026 Proposed	%CHG Bdgt to Bdgt
<b>TOTAL WATER</b>		<b>39,640,331</b>	<b>56,444,683</b>	<b>36,470,289</b>	<b>49,062,048</b>	<b>47,226,962</b>	<b>48,528,019</b>	<b>-1.09%</b>
<b>530 SEWER</b>								
<b>5301000 SEWER</b>								
50000	Transfers In	0	400,000	500,438	250,663	250,663	0	-100.00%
59200	Interest Income Apportioned	81,160	216,058	351,249	195,000	195,000	287,000	47.18%
59320	Gain/Loss On Investment	-252,678	-36,704	158,109	0	0	0	0.00%
<b>TOTAL SEWER</b>		<b>-171,518</b>	<b>579,354</b>	<b>1,009,796</b>	<b>445,663</b>	<b>445,663</b>	<b>287,000</b>	<b>-35.60%</b>
<b>5303110 SEWER BILLING</b>								
52030	U.B. Late Fee	38,581	49,261	85,961	64,000	44,814	45,000	-29.69%
53000	Sewer Service Fee	5,918,510	6,161,031	6,259,974	6,304,735	6,304,735	6,405,986	1.61%
53010	Sewage Treatment/I.E.U.A.	8,433,753	8,793,050	9,404,061	10,219,760	10,219,760	10,526,352	3.00%
59330	Recapture Of Bad Debt	1,779	632	729	1,600	234	0	-100.00%
	Sub-total	14,392,623	15,003,974	15,750,725	16,590,095	16,569,543	16,977,338	2.33%
G4068	Water Arreage Grant	113,961	0	0	0	0	0	0.00%
	Sub-total	113,961	0	0	0	0	0	0.00%
<b>TOTAL SEWER BILLING</b>		<b>14,506,584</b>	<b>15,003,974</b>	<b>15,750,725</b>	<b>16,590,095</b>	<b>16,569,543</b>	<b>16,977,338</b>	<b>2.33%</b>
<b>5307320 SEWER-SANITARY</b>								
59355	Reimb & Contributions	0	0	710	0	0	0	0.00%
<b>TOTAL SEWER-SANITARY</b>		<b>0</b>	<b>0</b>	<b>710</b>	<b>0</b>	<b>0</b>	<b>0</b>	<b>0.00%</b>
<b>5307330 SEWER-ENVIRONMENTAL ENG</b>								
53020	Wastewater Permit Review	0	105	0	408	408	0	-100.00%
53030	Wastewater/Chem Analysis	7,664	7,374	4,215	5,500	2,710	800	-85.45%
53040	Wastewater-Permit Processing	0	260	0	250	0	0	-100.00%
53050	Wastewater-Facility Inspection	723	2,522	3,579	4,580	942	942	-79.43%
53060	Wastewater-Enforcement	19,000	21,900	3,100	5,000	2,000	500	-90.00%
53070	Wastewater/Sampling	7,620	6,750	3,240	6,000	3,000	3,000	-50.00%
<b>TOTAL SEWER-ENVIRONMENTAL ENG</b>		<b>35,007</b>	<b>38,911</b>	<b>14,134</b>	<b>21,738</b>	<b>9,060</b>	<b>5,242</b>	<b>-75.89%</b>
<b>5307340 SEWER-CAPITAL PROGRAM</b>								
R2071	3 Bridges Benson Ave Sewer 2476	995	0	1,545,141	0	0	0	0.00%
R2073	3 Bridges Pipeline Ave Sewer #242	0	0	29,471	0	0	0	0.00%
	Sub-total	995	0	1,574,612	0	0	0	0.00%
<b>TOTAL SEWER-CAPITAL PROGRAM</b>		<b>995</b>	<b>0</b>	<b>1,574,612</b>	<b>0</b>	<b>0</b>	<b>0</b>	<b>0.00%</b>
<b>TOTAL SEWER</b>		<b>14,371,068</b>	<b>15,622,239</b>	<b>18,349,977</b>	<b>17,057,496</b>	<b>17,024,266</b>	<b>17,269,580</b>	<b>1.24%</b>
<b>531 SEWER LIFT STATION</b>								
<b>5311000 SEWER LIFT STATION PRESERVE</b>								
59200	Interest Income Apportioned	1,189	5,431	12,563	5,100	13,836	12,500	145.10%
59320	Gain/Loss On Investment	-3,438	-4,053	1,962	0	0	0	0.00%
<b>TOTAL SEWER LIFT STATION PRESERVE</b>		<b>-2,249</b>	<b>1,378</b>	<b>14,525</b>	<b>5,100</b>	<b>13,836</b>	<b>12,500</b>	<b>145.10%</b>
<b>5313140 SEWER LIFT STATION PRESERVE</b>								
53100	Lift Station Preserve	195,025	222,911	247,933	230,000	239,017	240,000	4.35%
<b>TOTAL SEWER LIFT STATION PRESERVE</b>		<b>195,025</b>	<b>222,911</b>	<b>247,933</b>	<b>230,000</b>	<b>239,017</b>	<b>240,000</b>	<b>4.35%</b>
<b>TOTAL SEWER LIFT STATION</b>		<b>192,776</b>	<b>224,289</b>	<b>262,458</b>	<b>235,100</b>	<b>252,853</b>	<b>252,500</b>	<b>7.40%</b>



**City of Chino**  
**Revenue Detail By Fund By Program By Object By Project**

Obj/Prj No.	Description	2022 Actual	2023 Actual	2024 Actual	2025 Budget	2025 Projected	2026 Proposed	%CHG Bdgt to Bdgt
<b>540</b>	<b>STORM DRAIN</b>							
<b>5401000</b>	<b>STORM DRAIN</b>							
50000	Transfers In	1,678,129	3,200,000	1,743,331	2,312,428	91,330	2,221,098	-3.95%
59200	Interest Income Apportioned	26,836	62,000	95,306	58,000	119,879	113,000	94.83%
59245	Interest/Fiscl Agt	46	0	0	0	0	0	0.00%
59320	Gain/Loss On Investment	-93,971	37,662	12,433	0	0	0	0.00%
TOTAL STORM DRAIN		1,611,040	3,299,662	1,851,070	2,370,428	211,209	2,334,098	-1.53%
<b>5403120</b>	<b>STORM DRAIN BILLING</b>							
52030	U.B. Late Fee	12,292	16,415	26,593	14,000	13,441	26,000	85.71%
54000	Storm Drain Service Fee	4,611,190	4,638,972	4,719,046	4,750,716	4,750,716	4,800,000	1.04%
59330	Recapture Of Bad Debt	593	211	243	600	78	0	-100.00%
TOTAL STORM DRAIN BILLING		4,624,075	4,655,598	4,745,882	4,765,316	4,764,235	4,826,000	1.27%
<b>5407360</b>	<b>STORM DRAIN CAPITAL PROGRAM</b>							
ST232	Kimball Ave Preserve Improvemen	0	0	0	445,587	1,070,795	0	-100.00%
	Sub-total	0	0	0	445,587	1,070,795	0	-100.00%
TOTAL STORM DRAIN CAPITAL PROGRA		0	0	0	445,587	1,070,795	0	-100.00%
<b>5407370</b>	<b>STORM DRAIN NPDES</b>							
53050	Wastewater-Facility Inspection	21,114	316	9,013	38,250	8,500	8,500	-77.78%
54010	Water Quality Mgmt Plan Review	40,415	25,380	37,700	33,404	46,000	35,000	4.78%
TOTAL STORM DRAIN NPDES		61,529	25,696	46,713	71,654	54,500	43,500	-39.29%
TOTAL STORM DRAIN		6,296,644	7,980,956	6,643,665	7,652,985	6,100,739	7,203,598	-5.87%



**City of Chino**  
**Revenue Detail By Fund By Program By Object By Project**

Obj/Prj No.	Description	2022 Actual	2023 Actual	2024 Actual	2025 Budget	2025 Projected	2026 Proposed	%CHG Bdgt to Bdgt
<b>550</b>	<b>SANITATION/STREET SWEEPING</b>							
<b>5501000</b>	<b>SANITATION/STREET SWEEPING</b>							
50000	Transfers In	0	0	0	500,000	0	0	-100.00%
59200	Interest Income Apportioned	8,993	-452	16,195	9,000	17,301	14,000	55.56%
59320	Gain/Loss On Investment	-23,597	26,903	-11,135	0	0	0	0.00%
TOTAL SANITATION/STREET SWEEPING		-14,604	26,451	5,060	509,000	17,301	14,000	-97.25%
<b>5503130</b>	<b>REFUSE BILLING</b>							
52030	U.B. Late Fee	32,501	42,930	80,916	34,000	41,239	40,000	17.65%
55000	Refuse Collect	4,764,848	5,011,773	5,193,583	5,788,459	5,788,459	6,019,997	4.00%
55010	County Dump Fees	1,468,566	1,578,904	2,282,933	2,594,639	2,594,639	2,698,425	4.00%
55030	Recycling Surcharge	719,578	765,490	925,074	1,097,463	1,097,463	1,100,000	0.23%
55040	Billing Fee Sanitation	393,229	422,448	875,390	1,098,382	1,098,382	1,100,000	0.15%
55050	Franchise Sanitation	639,591	747,902	908,912	968,969	968,969	970,000	0.11%
59330	Recapture Of Bad Debt	2,253	801	924	2,000	297	0	-100.00%
TOTAL REFUSE BILLING		8,020,566	8,570,248	10,267,732	11,583,912	11,589,448	11,928,422	2.97%
<b>5503135</b>	<b>STREET SWEEPING BILLING</b>							
55100	Street Sweep Charge	0	15	-114	0	0	0	0.00%
TOTAL STREET SWEEPING BILLING		0	15	-114	0	0	0	0.00%
<b>5507380</b>	<b>WASTE MANAGEMENT SERVICES</b>							
55020	Recycling Rebate	4,205	2,565	831	3,000	300	0	-100.00%
55026	Waste Mgmt Alley/St	581,024	583,272	584,480	584,480	584,480	584,480	0.00%
	Sub-total	585,229	585,837	585,311	587,480	584,780	584,480	-0.51%
G7054	C.P.P.18-056 Calrecycle Bev	34,204	0	0	0	0	0	0.00%
G7061	Calrecycle Used Opp-13 State Gra	0	14,180	0	0	0	0	0.00%
G7063	Calrecycle Ccpp-22 State Grant	0	23,192	0	0	0	0	0.00%
G7231	Sb1383 Local Assistance Program	125,307	0	0	0	0	0	0.00%
G7232	Sb1383 Local Assistance Grant-Ov	0	0	249,249	249,249	0	0	-100.00%
G7240	Used Oil Payment Program O.P.P.	0	0	13,034	0	0	0	0.00%
G7242	Calrecycle Ccp 23-24	0	0	23,619	23,619	0	0	-100.00%
G7250	Used Oil Payment Program O.P.P.	0	0	0	13,196	0	0	-100.00%
N7015	W.M. Comm Outreach Program	15,536	15,600	15,600	15,600	15,600	15,600	0.00%
N7017	Green Chino	0	0	0	2,000	2,000	2,000	0.00%
	Sub-total	175,047	52,972	301,502	303,664	17,600	17,600	-94.20%
TOTAL WASTE MANAGEMENT SERVICES		760,276	638,809	886,813	891,144	602,380	602,080	-32.44%
TOTAL SANITATION/STREET SWEEPING		<b>8,766,238</b>	<b>9,235,523</b>	<b>11,159,491</b>	<b>12,984,056</b>	<b>12,209,129</b>	<b>12,544,502</b>	<b>-3.39%</b>
<b>610</b>	<b>CENTRAL SERVICES</b>							
<b>6101000</b>	<b>CENTRAL SERVICES</b>							
50000	Transfers In	117,157	12,951	0	0	0	0	0.00%
50150	Dept Reimbursement-Allocated	2,978,353	4,950,232	4,509,972	5,926,078	5,926,078	4,325,421	-27.01%
59335	Sale Of Real & Personal Proper	0	0	694	0	0	0	0.00%
TOTAL CENTRAL SERVICES		3,095,510	4,963,183	4,510,666	5,926,078	5,926,078	4,325,421	-27.01%
<b>6102050</b>	<b>CENTRAL SERVICES</b>							
59355	Reimb & Contributions	0	3,993	0	0	0	0	0.00%
TOTAL CENTRAL SERVICES		0	3,993	0	0	0	0	0.00%
TOTAL CENTRAL SERVICES		<b>3,095,510</b>	<b>4,967,176</b>	<b>4,510,666</b>	<b>5,926,078</b>	<b>5,926,078</b>	<b>4,325,421</b>	<b>-27.01%</b>

**City of Chino**  
**Revenue Detail By Fund By Program By Object By Project**

Obj/Prj No.	Description	2022 Actual	2023 Actual	2024 Actual	2025 Budget	2025 Projected	2026 Proposed	%CHG Bdgt to Bdgt
<b>630</b>	<b>RISK MANAGEMENT</b>							
<b>6301000</b>	<b>LIABILITY INSURANCE</b>							
50150	Dept Reimbursement-Allocated	4,027,436	4,337,550	5,193,061	6,388,424	6,388,424	5,565,843	-12.88%
	<b>TOTAL LIABILITY INSURANCE</b>	4,027,436	4,337,550	5,193,061	6,388,424	6,388,424	5,565,843	-12.88%
<b>6305010</b>	<b>LIABILITY WORKERS COMPENSATION</b>							
59355	Reimb & Contributions	0	56,647	0	0	0	0	0.00%
	<b>TOTAL LIABILITY WORKERS COMPENSA</b>	0	56,647	0	0	0	0	0.00%
<b>TOTAL RISK MANAGEMENT</b>		<b>4,027,436</b>	<b>4,394,197</b>	<b>5,193,061</b>	<b>6,388,424</b>	<b>6,388,424</b>	<b>5,565,843</b>	<b>-12.88%</b>
<b>640</b>	<b>EMPLOYEE BENEFITS</b>							
<b>6401000</b>	<b>EMPLOYEE BENEFITS</b>							
50150	Dept Reimbursement-Allocated	24,491,029	26,574,729	30,098,042	34,522,669	34,522,765	25,463,483	-26.24%
	<b>TOTAL EMPLOYEE BENEFITS</b>	24,491,029	26,574,729	30,098,042	34,522,669	34,522,765	25,463,483	-26.24%
<b>6405020</b>	<b>EMPLOYEE SERVICES</b>							
59355	Reimb & Contributions	0	1,198	0	0	0	0	0.00%
59395	Other Revenue	182	84	64	0	0	0	0.00%
	Sub-total	182	1,282	64	0	0	0	0.00%
G4066	American Recovery Plan Act	1,733,047	0	0	0	0	0	0.00%
	Sub-total	1,733,047	0	0	0	0	0	0.00%
	<b>TOTAL EMPLOYEE SERVICES</b>	1,733,229	1,282	64	0	0	0	0.00%
<b>TOTAL EMPLOYEE BENEFITS</b>		<b>26,224,258</b>	<b>26,576,011</b>	<b>30,098,106</b>	<b>34,522,669</b>	<b>34,522,765</b>	<b>25,463,483</b>	<b>-26.24%</b>
<b>650</b>	<b>BUILDING MANAGEMENT</b>							
<b>6501000</b>	<b>BUILDING MANAGEMENT</b>							
50000	Transfers In	0	2,237,982	185,370	70,410	42,140	990,485	1,306.74%
50002	Transfers In G.F. Committed	0	0	0	2,100,000	37,285	2,100,000	0.00%
50009	Elimination Int Transfer In	270	44,046	8,391	0	0	0	0.00%
50150	Dept Reimbursement-Allocated	4,928,432	5,395,273	6,803,430	4,373,329	4,373,329	9,850,249	125.23%
59335	Sale Of Real & Personal Proper	0	0	1,512	0	0	0	0.00%
59395	Other Revenue	3	4	0	0	0	0	0.00%
	<b>TOTAL BUILDING MANAGEMENT</b>	4,928,705	7,677,305	6,998,703	6,543,739	4,452,754	12,940,734	97.76%
<b>6508310</b>	<b>BUILDING MANAGEMENT</b>							
59355	Reimb & Contributions	70	2,491	590	0	0	0	0.00%
	Sub-total	70	2,491	590	0	0	0	0.00%
IB538	Chino Liberty Courtyard	600	700	2,100	0	550	600	0.00%
PF201	Old School House Museum	0	91,953	0	0	0	0	0.00%
	Sub-total	600	92,653	2,100	0	550	600	0.00%
	<b>TOTAL BUILDING MANAGEMENT</b>	670	95,144	2,690	0	550	600	0.00%
<b>TOTAL BUILDING MANAGEMENT</b>		<b>4,929,375</b>	<b>7,772,449</b>	<b>7,001,393</b>	<b>6,543,739</b>	<b>4,453,304</b>	<b>12,941,334</b>	<b>97.77%</b>
<b>659</b>	<b>CAPITAL COMM BUILDING</b>							
<b>6591000</b>	<b>CAPITAL COMM BUILDING</b>							
50002	Transfers In G.F. Committed	2,574,950	76,815	355,450	1,100,000	1,100,000	0	-100.00%
	<b>TOTAL CAPITAL COMM BUILDING</b>	2,574,950	76,815	355,450	1,100,000	1,100,000	0	-100.00%
<b>TOTAL CAPITAL COMM BUILDING</b>		<b>2,574,950</b>	<b>76,815</b>	<b>355,450</b>	<b>1,100,000</b>	<b>1,100,000</b>	<b>0</b>	<b>-100.00%</b>

**City of Chino**  
**Revenue Detail By Fund By Program By Object By Project**

Obj/Prj No.	Description	2022 Actual	2023 Actual	2024 Actual	2025 Budget	2025 Projected	2026 Proposed	%CHG Bdgt to Bdgt
<b>660</b>	<b>EQUIPMENT MANAGEMENT</b>							
<b>6601000</b>	<b>EQUIPMENT MANAGEMENT</b>							
50000	Transfers In	48,308	214,559	319,716	3,529,176	714,215	3,315,092	-6.07%
50150	Dept Reimbursement-Allocated	5,249,317	5,462,348	7,189,424	7,341,327	7,341,327	6,864,101	-6.50%
59326	Gain/Loss Inventory Adj	1,970	2,497	-299	0	0	0	0.00%
59335	Sale Of Real & Personal Proper	0	18	105,094	0	0	0	0.00%
TOTAL EQUIPMENT MANAGEMENT		5,299,595	5,679,422	7,613,935	10,870,503	8,055,542	10,179,193	-6.36%
<b>6607400</b>	<b>EQUIPMENT MANAGEMENT</b>							
59345	Property/Street Damage	5,017	21,307	21,324	0	3,000	3,000	0.00%
59347	Charge Point Rev Share	2,573	4,817	8,296	0	8,500	0	0.00%
59355	Reimb & Contributions	24,592	150	1,342	0	3,195	0	0.00%
	Sub-total	32,182	26,274	30,962	0	14,695	3,000	0.00%
G425A	San Berd Cnty Helicopter Grant	0	0	0	1,000,000	0	1,000,000	0.00%
	Sub-total	0	0	0	1,000,000	0	1,000,000	0.00%
TOTAL EQUIPMENT MANAGEMENT		32,182	26,274	30,962	1,000,000	14,695	1,003,000	0.30%
TOTAL EQUIPMENT MANAGEMENT		<b>5,331,777</b>	<b>5,705,696</b>	<b>7,644,897</b>	<b>11,870,503</b>	<b>8,070,237</b>	<b>11,182,193</b>	<b>-5.80%</b>
<b>703</b>	<b>RDA RET OBLIG FUND (CASH)</b>							
<b>7031000</b>	<b>RDA RET OBLIG FUND</b>							
50000	Transfers In	1,052,903	0	293,014	168,965	168,965	168,965	0.00%
59200	Interest Income Apportioned	27,571	135,537	42,332	35,000	27,250	27,250	-22.14%
TOTAL RDA RET OBLIG FUND		1,080,474	135,537	335,346	203,965	196,215	196,215	-3.80%
<b>7039015</b>	<b>RROF DEBT SERVICE</b>							
51041	Property Tax-Rda Elimination	2,004,966	762,202	3,223,455	3,218,671	3,218,671	3,174,438	-1.37%
TOTAL RROF DEBT SERVICE		2,004,966	762,202	3,223,455	3,218,671	3,218,671	3,174,438	-1.37%
TOTAL RDA RET OBLIG FUND (CASH)		<b>3,085,440</b>	<b>897,739</b>	<b>3,558,801</b>	<b>3,422,636</b>	<b>3,414,886</b>	<b>3,370,653</b>	<b>-1.52%</b>
<b>704</b>	<b>RDA RET OBLIG FUND (NON-CASH)</b>							
<b>7041000</b>	<b>RDA RET OBLIG FUND (NON-CASH)</b>							
50000	Transfers In	3,502,997	3,292,480	3,557,145	3,174,263	3,340,351	3,336,603	5.11%
TOTAL RDA RET OBLIG FUND (NON-CAS)		3,502,997	3,292,480	3,557,145	3,174,263	3,340,351	3,336,603	5.11%
<b>7049015</b>	<b>RDA RROF DEBT SERVICE</b>							
59245	Interest/Fiscl Agt	11	234	2,641	0	0	0	0.00%
TOTAL RDA RROF DEBT SERVICE		11	234	2,641	0	0	0	0.00%
TOTAL RDA RET OBLIG FUND (NON-CASH)		<b>3,503,008</b>	<b>3,292,714</b>	<b>3,559,786</b>	<b>3,174,263</b>	<b>3,340,351</b>	<b>3,336,603</b>	<b>5.11%</b>
<b>750</b>	<b>CHINO FOUNDATION</b>							
<b>7501000</b>	<b>CHINO FOUNDATION</b>							
59200	Interest Income Apportioned	122	322	550	225	0	0	-100.00%
59320	Gain/Loss On Investment	-359	-8	139	0	0	0	0.00%
TOTAL CHINO FOUNDATION		-237	314	689	225	0	0	-100.00%
TOTAL CHINO FOUNDATION		<b>-237</b>	<b>314</b>	<b>689</b>	<b>225</b>	<b>0</b>	<b>0</b>	<b>-100.00%</b>

**City of Chino**  
**Revenue Detail By Fund By Program By Object By Project**

Obj/Prj No.	Description	2022 Actual	2023 Actual	2024 Actual	2025 Budget	2025 Projected	2026 Proposed	%CHG Bdgt to Bdgt
<b>831</b>	<b>CFD 2003-1 STRATHAN TRUST</b>							
<b>8311000</b>	<b>CFD 2003-1 STRATHAM TRUST</b>							
59180	Maintenance District Assessmen	458,557	461,393	466,300	0	0	0	0.00%
59245	Interest/Fiscl Agt	4,755	15,572	34,174	0	0	0	0.00%
59320	Gain/Loss On Investment	-13,740	-247	4,659	0	0	0	0.00%
TOTAL CFD 2003-1 STRATHAM TRUST		449,572	476,718	505,133	0	0	0	0.00%
TOTAL CFD 2003-1 STRATHAN TRUST		<b>449,572</b>	<b>476,718</b>	<b>505,133</b>	<b>0</b>	<b>0</b>	<b>0</b>	<b>0.00%</b>
<b>832</b>	<b>CFD 2003-2 D.R.HORTON TRUST</b>							
<b>8321000</b>	<b>CFD 2003-2 DR HORTON TRUST</b>							
59180	Maintenance District Assessmen	422,304	422,132	418,445	0	0	0	0.00%
59245	Interest/Fiscl Agt	4,547	14,624	31,689	0	0	0	0.00%
59320	Gain/Loss On Investment	-13,080	-104	4,492	0	0	0	0.00%
TOTAL CFD 2003-2 DR HORTON TRUST		413,771	436,652	454,626	0	0	0	0.00%
TOTAL CFD 2003-2 D.R.HORTON TRUST		<b>413,771</b>	<b>436,652</b>	<b>454,626</b>	<b>0</b>	<b>0</b>	<b>0</b>	<b>0.00%</b>
<b>833</b>	<b>CFD 2003-3 LEWIS TRUST</b>							
<b>8331000</b>	<b>CFD 2003-3 LEWIS TRUST</b>							
59180	Maintenance District Assessmen	8,179,029	9,968,899	11,416,339	0	0	0	0.00%
59245	Interest/Fiscl Agt	63,411	376,328	611,157	0	0	0	0.00%
59300	Bond Proceeds	1,488,700	2,968,473	1,741,881	0	0	0	0.00%
59320	Gain/Loss On Investment	-173,703	-44,443	68,844	0	0	0	0.00%
TOTAL CFD 2003-3 LEWIS TRUST		9,557,437	13,269,257	13,838,221	0	0	0	0.00%
TOTAL CFD 2003-3 LEWIS TRUST		<b>9,557,437</b>	<b>13,269,257</b>	<b>13,838,221</b>	<b>0</b>	<b>0</b>	<b>0</b>	<b>0.00%</b>
<b>834</b>	<b>CFD 2003-4 MAJESTIC TRUST</b>							
<b>8341000</b>	<b>CFD 2003-4 MAJESTIC TRUST</b>							
59180	Maintenance District Assessmen	379,226	370,046	370,665	0	0	0	0.00%
59245	Interest/Fiscl Agt	3,679	11,981	26,519	0	0	0	0.00%
59320	Gain/Loss On Investment	-10,807	150	3,571	0	0	0	0.00%
TOTAL CFD 2003-4 MAJESTIC TRUST		372,098	382,177	400,755	0	0	0	0.00%
TOTAL CFD 2003-4 MAJESTIC TRUST		<b>372,098</b>	<b>382,177</b>	<b>400,755</b>	<b>0</b>	<b>0</b>	<b>0</b>	<b>0.00%</b>
<b>835</b>	<b>CFD 2005-2 MERITAGE-DISTING</b>							
<b>8351000</b>	<b>CFD 2005-2 MERITAGE-DISTING</b>							
59180	Maintenance District Assessmen	393,874	438,366	491,726	0	0	0	0.00%
59245	Interest/Fiscl Agt	2,829	5,572	10,226	0	0	0	0.00%
59320	Gain/Loss On Investment	-8,444	-948	2,573	0	0	0	0.00%
TOTAL CFD 2005-2 MERITAGE-DISTING		388,259	442,990	504,525	0	0	0	0.00%
TOTAL CFD 2005-2 MERITAGE-DISTING		<b>388,259</b>	<b>442,990</b>	<b>504,525</b>	<b>0</b>	<b>0</b>	<b>0</b>	<b>0.00%</b>
<b>838</b>	<b>CFD 2006-2 D.R.HORTON TRUST</b>							
<b>8381000</b>	<b>CFD 2006-2 D.R.HORTON TRUST</b>							
59180	Maintenance District Assessmen	538,948	544,462	545,569	0	0	0	0.00%
59245	Interest/Fiscl Agt	5,925	10,977	16,086	0	0	0	0.00%
59320	Gain/Loss On Investment	-16,580	180	6,241	0	0	0	0.00%
TOTAL CFD 2006-2 D.R.HORTON TRUST		528,293	555,619	567,896	0	0	0	0.00%
TOTAL CFD 2006-2 D.R.HORTON TRUST		<b>528,293</b>	<b>555,619</b>	<b>567,896</b>	<b>0</b>	<b>0</b>	<b>0</b>	<b>0.00%</b>

**City of Chino**  
**Revenue Detail By Fund By Program By Object By Project**

Obj/Prj No.	Description	2022 Actual	2023 Actual	2024 Actual	2025 Budget	2025 Projected	2026 Proposed	%CHG Bdgt to Bdgt
<b>839</b>	<b>CFD 2005-1 COLLEGE PARK TRUST</b>							
<b>8391000</b>	<b>CFD 2005-1 COLLEGE PARK TRUST</b>							
59180	Maintenance District Assessmen	2,333,448	2,309,344	2,354,700	0	0	0	0.00%
59245	Interest/Fiscl Agt	32,192	92,472	80,066	0	0	0	0.00%
59320	Gain/Loss On Investment	-88,146	-12,688	61,450	0	0	0	0.00%
TOTAL CFD 2005-1 COLLEGE PARK TRUST		2,277,494	2,389,128	2,496,216	0	0	0	0.00%
TOTAL CFD 2005-1 COLLEGE PARK TRUST		<b>2,277,494</b>	<b>2,389,128</b>	<b>2,496,216</b>	<b>0</b>	<b>0</b>	<b>0</b>	<b>0.00%</b>
<b>840</b>	<b>CFD 2009-1 WATSON</b>							
<b>8401000</b>	<b>CFD 2009-1 WATSON</b>							
59180	Maintenance District Assessmen	834,780	828,634	830,780	0	0	0	0.00%
59245	Interest/Fiscl Agt	7,377	28,271	66,083	0	0	0	0.00%
59320	Gain/Loss On Investment	-21,650	-80	6,941	0	0	0	0.00%
TOTAL CFD 2009-1 WATSON		820,507	856,825	903,804	0	0	0	0.00%
TOTAL CFD 2009-1 WATSON		<b>820,507</b>	<b>856,825</b>	<b>903,804</b>	<b>0</b>	<b>0</b>	<b>0</b>	<b>0.00%</b>
<b>841</b>	<b>CFD 2006-1</b>							
<b>8411000</b>	<b>C.F.D. 2006-1</b>							
50000	Transfers In	25,913	0	0	0	0	0	0.00%
59180	Maintenance District Assessmen	245,486	246,935	263,901	0	0	0	0.00%
59245	Interest/Fiscl Agt	3,858	23,683	24,079	0	0	0	0.00%
59320	Gain/Loss On Investment	-7,290	630	2,469	0	0	0	0.00%
TOTAL C.F.D. 2006-1		267,967	271,248	290,449	0	0	0	0.00%
TOTAL CFD 2006-1		<b>267,967</b>	<b>271,248</b>	<b>290,449</b>	<b>0</b>	<b>0</b>	<b>0</b>	<b>0.00%</b>
<b>842</b>	<b>CFD 2006-3</b>							
<b>8421000</b>	<b>C.F.D. 2006-3</b>							
59180	Maintenance District Assessmen	333,734	333,261	331,126	0	0	0	0.00%
59245	Interest/Fiscl Agt	3,278	21,099	33,967	0	0	0	0.00%
59320	Gain/Loss On Investment	-8,289	-292	3,128	0	0	0	0.00%
TOTAL C.F.D. 2006-3		328,723	354,068	368,221	0	0	0	0.00%
TOTAL CFD 2006-3		<b>328,723</b>	<b>354,068</b>	<b>368,221</b>	<b>0</b>	<b>0</b>	<b>0</b>	<b>0.00%</b>
<b>843</b>	<b>CFD 2016-1 KB HOMES</b>							
<b>8431000</b>	<b>CFD 2016-1 KB HOMES</b>							
59180	Maintenance District Assessmen	530,634	534,854	535,216	0	0	0	0.00%
59245	Interest/Fiscl Agt	3,887	24,254	37,712	0	0	0	0.00%
59320	Gain/Loss On Investment	-8,771	0	1,019	0	0	0	0.00%
TOTAL CFD 2016-1 KB HOMES		525,750	559,108	573,947	0	0	0	0.00%
TOTAL CFD 2016-1 KB HOMES		<b>525,750</b>	<b>559,108</b>	<b>573,947</b>	<b>0</b>	<b>0</b>	<b>0</b>	<b>0.00%</b>
<b>844</b>	<b>CFD 2016-2 LENNAR</b>							
<b>8441000</b>	<b>CFD 2016-2 LENNAR</b>							
59180	Maintenance District Assessmen	496,633	477,189	489,672	0	0	0	0.00%
59245	Interest/Fiscl Agt	4,762	25,259	37,345	0	0	0	0.00%
59320	Gain/Loss On Investment	-10,898	110	3,390	0	0	0	0.00%
TOTAL CFD 2016-2 LENNAR		490,497	502,558	530,407	0	0	0	0.00%
TOTAL CFD 2016-2 LENNAR		<b>490,497</b>	<b>502,558</b>	<b>530,407</b>	<b>0</b>	<b>0</b>	<b>0</b>	<b>0.00%</b>

**City of Chino**  
**Revenue Detail By Fund By Program By Object By Project**

Obj/Prj No.	Description	2022 Actual	2023 Actual	2024 Actual	2025 Budget	2025 Projected	2026 Proposed	%CHG Bdgt to Bdgt
<b>845</b>	<b>C.F.D. 2019-1 THE LANDINGS</b>							
<b>8451000</b>	<b>CFD 2019-1 THE LANDINGS</b>							
59180	Maintenance District Assessmen	595,760	594,429	602,731	0	0	0	0.00%
59245	Interest/Fiscl Agt	4,232	26,898	41,850	0	0	0	0.00%
59320	Gain/Loss On Investment	-11,531	-331	3,532	0	0	0	0.00%
TOTAL CFD 2019-1 THE LANDINGS		588,461	620,996	648,113	0	0	0	0.00%
TOTAL C.F.D. 2019-1 THE LANDINGS		<b>588,461</b>	<b>620,996</b>	<b>648,113</b>	<b>0</b>	<b>0</b>	<b>0</b>	<b>0.00%</b>
<b>846</b>	<b>CFD 2021-1 APPESETCHE</b>							
<b>8461000</b>	<b>CFD 2021-1 APPESETCHE</b>							
59180	Maintenance District Assessmen	0	0	551,884	0	0	0	0.00%
59245	Interest/Fiscl Agt	0	0	9,160	0	0	0	0.00%
59300	Bond Proceeds	0	0	760,456	0	0	0	0.00%
59320	Gain/Loss On Investment	0	0	-7,441	0	0	0	0.00%
TOTAL CFD 2021-1 APPESETCHE		0	0	1,314,059	0	0	0	0.00%
TOTAL CFD 2021-1 APPESETCHE		<b>0</b>	<b>0</b>	<b>1,314,059</b>	<b>0</b>	<b>0</b>	<b>0</b>	<b>0.00%</b>
<b>890</b>	<b>CFD 2000-1 SPECTRUM SOUTH II</b>							
<b>8901000</b>	<b>CFD 2000-1 SPECTRUM SOUTH II</b>							
59180	Maintenance District Assessmen	118,034	119,794	116,685	0	0	0	0.00%
59245	Interest/Fiscl Agt	1,332	4,043	7,922	0	0	0	0.00%
59320	Gain/Loss On Investment	-3,755	-29	1,400	0	0	0	0.00%
TOTAL CFD 2000-1 SPECTRUM SOUTH II		115,611	123,808	126,007	0	0	0	0.00%
TOTAL CFD 2000-1 SPECTRUM SOUTH II		<b>115,611</b>	<b>123,808</b>	<b>126,007</b>	<b>0</b>	<b>0</b>	<b>0</b>	<b>0.00%</b>
<b>891</b>	<b>CFD 01-1 TRUST</b>							
<b>8911000</b>	<b>CFD 01-1 TRUST</b>							
59180	Maintenance District Assessmen	186,719	179,809	182,589	0	0	0	0.00%
59245	Interest/Fiscl Agt	4,530	69,660	24,664	0	0	0	0.00%
59320	Gain/Loss On Investment	-5,374	143	1,722	0	0	0	0.00%
TOTAL CFD 01-1 TRUST		185,875	249,612	208,975	0	0	0	0.00%
TOTAL CFD 01-1 TRUST		<b>185,875</b>	<b>249,612</b>	<b>208,975</b>	<b>0</b>	<b>0</b>	<b>0</b>	<b>0.00%</b>
<b>898</b>	<b>CFD 99-1 EUCALYPTUS BSNSS PARK</b>							
<b>8981000</b>	<b>CFD 99-1 EUCALYPTUS BSNSS PARK</b>							
59180	Maintenance District Assessmen	476,396	465,561	462,552	0	0	0	0.00%
59245	Interest/Fiscl Agt	4,926	14,596	28,952	0	0	0	0.00%
59320	Gain/Loss On Investment	-14,046	356	4,880	0	0	0	0.00%
TOTAL CFD 99-1 EUCALYPTUS BSNSS PARK		467,276	480,513	496,384	0	0	0	0.00%
TOTAL CFD 99-1 EUCALYPTUS BSNSS PARK		<b>467,276</b>	<b>480,513</b>	<b>496,384</b>	<b>0</b>	<b>0</b>	<b>0</b>	<b>0.00%</b>
<b>GRAND TOTAL CITY &amp; SUCC AGY</b>		<b>337,709,124</b>	<b>363,595,063</b>	<b>372,689,720</b>	<b>487,209,910</b>	<b>364,363,348</b>	<b>399,921,518</b>	<b>-17.92%</b>



**This page left intentionally blank.**



# City Of Chino

## Expenditure History By Fund

Excludes Continuing Appropriations & Includes Transfers Out

Fund No.	Description	FY 2024 Actual	FY 2025 Budget	FY 2025 Projection	FY 2026 Proposed	PCT CHG Bgt/Bgt
<b>City Funds</b>						
100	GENERAL FUND	115,185,602	146,235,072	131,889,679	132,620,586	-9.31%
101	SUCCR AGENCY ADMIN COST FUND	0	0	0	0	0.00%
102	LOCAL PUBLIC SAFETY	1,311,732	1,342,000	1,357,621	1,357,500	1.15%
105	TRAFFIC SAFETY	110,619	71,200	72,544	72,400	1.69%
108	DIAS/EMGY RESERVE	0	0	0	0	0.00%
120	ASSET FORFEIT/DEPT OF JUSTICE	37,610	90,858	166,570	0	-100.00%
121	ASSET FORFEIT/DEPT OF TREASURY	0	0	0	0	0.00%
122	ASSET FORFEIT/STATE OF CALIF	0	0	0	0	0.00%
123	ASSET FORFEIT/STATE 15% DRUG	770	0	0	0	0.00%
130	AB 3229-STATE GRANT	156,165	280,101	123,014	0	-100.00%
135	JUSTICE ASSISTANCE GRANT	78,853	0	30,407	0	0.00%
270	DIF CONGESTION MITIGATION PLAN	0	0	0	0	0.00%
310	CITY AFFORD HOUSING	792,624	1,202,481	1,103,933	1,211,634	0.76%
311	NEIGHBORHOOD STABILIZATION	0	0	0	0	0.00%
320	TRANSPORTATION	15,802,594	46,724,037	34,152,127	12,224,184	-73.84%
321	TRANSPORTATION TAX (T.D.A.)	0	0	0	0	0.00%
322	MEASURE I 2010-2040	2,575,512	2,995,585	2,245,866	2,326,020	-22.35%
323	MEASURE I - SALES TAX OVERRIDE	0	0	0	0	0.00%
324	GAS TAX	2,601,109	2,652,547	2,646,877	2,648,511	-0.15%
325	SCAQMD TRUST	5,820	400,358	399,793	8,500	-97.88%
326	HIGHWAY SAFETY IMPROVEMENT	0	0	0	0	0.00%
327	S.B.1 ROAD MAINT. REHAB ACCT	2,323,603	2,680,000	2,209,389	3,428,733	27.94%
328	MEASURE I ARTERIAL SUBPROGRAM	99,876	14,800,000	435,478	0	-100.00%
329	CAPITAL COMM TRANSPORTATION	722,492	547,750	342,282	205,469	-62.49%
330	COMMUNITY SERVICES	11,069,913	15,223,370	13,043,362	14,584,784	-4.19%
340	PARK FUND	2,779,968	3,038,143	6,823,973	1,482,999	-51.19%
345	PUBLIC EDUCATION GOVT	143,503	285,534	113,812	246,722	-13.59%
349	CAPITAL COMM PARK	5,222,507	899,886	28,594	871,292	-3.18%
350	COMM DEV BLOCK GRANT	558,545	638,325	365,110	631,080	-1.14%
355	SECTION 108 LOAN	0	0	0	0	0.00%
360	LANDSCAPE & LIGHTING FUND	7,753,585	9,074,154	8,233,215	8,833,551	-2.65%
361	ASSESSMENT DISTRICT FUND	1,348,843	1,480,519	1,443,751	1,221,142	-17.52%
370	HOME INVESTMENT PARTNERSHIPS	0	0	0	0	0.00%
375	CAL HOME FUND	110,600	80,000	70,950	180,000	125.00%
380	RMP ENVIRONMENTAL MITIGATION	0	0	0	0	0.00%
<b>Citywide DIF Funds</b>						
220	DIF BRIDGES/SIGNALS/THOROUGH	2,246,793	21,405,371	5,036,792	11,071,940	-48.27%
231	DIF LAW ENFORCEMENT	96,235	2,703,336	0	2,703,336	0.00%
232	DIF FIRE PROTECTION	589,353	290,949	0	0	-100.00%
233	DIF GENERAL FACILITIES	0	0	0	0	0.00%
240	DIF COMM/INDUSTRIAL PK	0	0	0	0	0.00%
245	DIF COMMUNITY FACILITIES	0	0	0	0	0.00%
253	DIF WATER	404,097	0	0	0	0.00%
254	DIF SEWER	0	0	0	0	0.00%
255	DIF STORM DRAIN	1,178,914	500,000	0	500,000	0.00%



# City Of Chino

## Expenditure History By Fund

Excludes Continuing Appropriations & Includes Transfers Out

Fund No.	Description	FY 2024 Actual	FY 2025 Budget	FY 2025 Projection	FY 2026 Proposed	PCT CHG Bgt/Bgt
<b><u>Preserve DIF Funds</u></b>						
260	DIF BRDG/SGNL/THRGFR PRESERVE	3,701,317	22,961,957	6,608,546	7,058,587	-69.26%
261	DIF WATER PRESERVE	963,378	78,988	0	0	-100.00%
262	DIF SEWER PRESERVE	500,438	250,663	250,663	0	-100.00%
263	DIF STORM DRAIN PRESERVE	564,417	1,812,428	91,330	1,721,098	-5.04%
264	DIF LIBRARY FAC PRSRV	0	0	0	0	0.00%
265	DIF PUBLIC USE FACILITY PRSRV	0	0	0	0	0.00%
266	DIF MISC OPEN SPACE PRSRV	0	0	0	0	0.00%
341	PARK FUND PRESERVE	0	75,000	0	1,075,000	1,333.33%
<b><u>Enterprise Funds</u></b>						
520	WATER	27,821,056	43,723,765	38,326,126	36,258,688	-17.07%
530	SEWER	15,095,898	19,353,239	15,603,404	18,421,185	-4.82%
531	SEWER LIFT STATION	215,948	265,000	236,340	265,000	0.00%
540	STORM DRAIN	3,995,058	4,800,026	3,818,621	4,579,750	-4.59%
550	SANITATION/STREET SWEEPING	10,620,652	12,167,896	10,573,784	11,228,340	-7.72%
<b><u>Internal Services Funds</u></b>						
610	CENTRAL SERVICES	4,272,499	5,274,345	4,485,571	4,825,420	-8.51%
630	RISK MANAGEMENT	5,005,246	5,333,034	4,863,124	5,712,075	7.11%
640	EMPLOYEE BENEFITS	25,649,339	41,607,533	33,442,688	30,991,511	-25.51%
650	BUILDING MANAGEMENT	6,420,434	8,402,247	6,325,964	7,943,198	-5.46%
659	CAPITAL COMM BUILDING	2,761,746	2,171,363	71,363	2,100,000	-3.29%
660	EQUIPMENT MANAGEMENT	5,856,492	17,129,510	11,083,903	10,932,864	-36.18%
<b>Total City</b>		<b>288,751,755</b>	<b>461,048,570</b>	<b>348,116,566</b>	<b>341,543,099</b>	<b>-25.92%</b>

### Successor Agency Funds - Information Only

Succr Agncy-Low Mod Housing

301	SUCCR AGENCY-LOW MOD HOUSING	0	0	0	0	0.00%
401	SUCCR AGENCY-ADMIN/CAPITAL IMP	293,014	168,965	168,965	168,965	0.00%
701	SUCCR AGENCY-DEBT SERVICE	0	0	0	0	0.00%
703	RDA RET OBLIG FUND (CASH)	3,564,595	3,182,463	3,348,551	3,343,403	5.06%
<b>Total Successor Agency Funds</b>		<b>3,857,609</b>	<b>3,351,428</b>	<b>3,517,516</b>	<b>3,512,368</b>	<b>4.80%</b>

# City Of Chino

## Expenditure History By Fund

Excludes Continuing Appropriations & Includes Transfers Out

Fund No.	Description	FY 2024 Actual	FY 2025 Budget	FY 2025 Projection	FY 2026 Proposed	PCT CHG Bgt/Bgt
<b>Others</b>						
103	SALES TAX MEASURE V	0	26,000,000	0	0	-100.00%
234	DIF LIBRARY FACILITIES	0	0	0	0	0.00%
441	C.F.D. 2006-1	0	0	0	0	0.00%
442	C.F.D. 2006-3	0	0	0	0	0.00%
443	C.F.D. 2016-1 K.B. HOMES	4,665,249	0	0	0	0.00%
444	C.F.D. 2016-2 LENNAR	2,299,189	0	0	0	0.00%
445	C.F.D. 2019-1 THE LANDINGS	34,955	0	0	0	0.00%
446	CFD 2021-1 APPESETCHE	3,254,293	0	0	0	0.00%
498	C.F.D. 99-1 EUCALYPT BSNSS PK	0	0	0	0	0.00%
704	RDA RET OBLIG FUND (NON-CASH)	1,387,751	3,343,228	3,343,228	3,336,603	-0.20%
750	CHINO FOUNDATION	0	0	0	0	0.00%
831	CFD 2003-1 STRATHAN TRUST	465,826	0	0	0	0.00%
832	CFD 2003-2 D.R.HORTON TRUST	428,713	0	0	0	0.00%
833	CFD 2003-3 LEWIS TRUST	11,522,248	0	0	0	0.00%
834	CFD 2003-4 MAJESTIC TRUST	374,508	0	0	0	0.00%
835	CFD 2005-2 MERITAGE-DISTING	448,243	0	0	0	0.00%
838	CFD 2006-2 D.R.HORTON TRUST	562,325	0	0	0	0.00%
839	CFD 2005-1 COLLEGE PARK TRUST	3,787,008	0	0	0	0.00%
840	CFD 2009-1 WATSON	834,180	0	0	0	0.00%
841	CFD 2006-1	277,852	0	0	0	0.00%
842	CFD 2006-3	331,625	0	0	0	0.00%
843	CFD 2016-1 KB HOMES	526,478	0	0	0	0.00%
844	CFD 2016-2 LENNAR	487,794	0	0	0	0.00%
845	C.F.D. 2019-1 THE LANDINGS	595,691	0	0	0	0.00%
846	CFD 2021-1 APPESETCHE	377,433	0	0	0	0.00%
847	CFD 2022-1 FALLONCREST	0	0	0	0	0.00%
848	CFD 2023-1 SAGE CEDAR	0	0	0	0	0.00%
890	CFD 2000-1 SPECTRUM SOUTH II	124,029	0	0	0	0.00%
891	CFD 01-1 TRUST	182,038	0	0	0	0.00%
898	CFD 99-1 EUCALYPTUS BSNSS PARK	478,583	0	0	0	0.00%
<b>Total Others</b>		<b>33,446,011</b>	<b>29,343,228</b>	<b>3,343,228</b>	<b>3,336,603</b>	<b>-88.63%</b>
<b>Grand Total All Funds</b>		<b>326,055,375</b>	<b>493,743,226</b>	<b>354,977,310</b>	<b>348,392,070</b>	



**This page left intentionally blank.**

# City Of Chino

## General Fund Expenditure by Department by Program

Excludes Continuing Appropriations & Includes Transfers Out

General Fund Programs	FY 2023-24 Actual	FY 2024-25 Budget	FY 2024-25 Projection	FY 2025-26 Budget	PCT CHG Budget/Budget
<b><u>INTERNAL DEPARTMENT</u></b>					
GENERAL FUND	23,937,856	46,496,609	33,314,230	32,642,724	-29.80%
<b>TOTAL</b>	<b>23,937,856</b>	<b>46,496,609</b>	<b>33,314,230</b>	<b>32,642,724</b>	<b>-29.80%</b>
<b><u>ADMINISTRATION</u></b>					
LEGISLATIVE	1,197,453	1,704,999	1,666,464	1,810,033	6.16%
ATTORNEY SERVICES	62,455	70,000	65,000	314,750	349.64%
CITY MANAGER	1,370,367	2,393,599	3,270,440	3,738,357	56.18%
OFFICE OF INNOVATION	-	-	-	274,641	0.00%
CITY CLERK	714,981	906,535	885,845	629,759	-30.53%
COMMUNITY PROMOTION	643,892	874,294	844,686	712,804	-18.47%
STATE OF THE CITY	88,443	101,100	101,100	111,100	9.89%
COMMUNITY SERVICES CORPS	19,905	26,800	21,038	-	-100.00%
CHINO CHANNEL 3	341,945	335,848	368,183	265,175	-21.04%
ECONOMIC DEVELOPMENT	3,661,043	4,048,836	4,265,830	4,823,674	19.14%
<b>TOTAL</b>	<b>8,100,484</b>	<b>10,462,011</b>	<b>11,488,586</b>	<b>12,680,293</b>	<b>21.20%</b>
<b><u>FINANCE</u></b>					
FISCAL SERVICES	3,624,579	4,071,190	3,687,020	3,678,521	-9.65%
OMNITRANS PROGRAM	14,175	17,000	17,000	17,000	0.00%
PURCHASING	444,874	525,548	503,832	468,890	-10.78%
FIRE SERVICES	12,809,676	13,870,000	13,869,942	14,563,500	5.00%
CARES ACT	-	-	-	-	0.00%
<b>TOTAL</b>	<b>16,893,304</b>	<b>18,483,738</b>	<b>18,077,794</b>	<b>18,727,911</b>	<b>1.32%</b>
<b><u>POLICE</u></b>					
OFFICE OF THE CHIEF	2,608,031	2,488,752	2,443,107	1,970,047	-20.84%
EMERGENCY SERVICES	47,197	52,350	46,675	49,260	-5.90%
PROFESSIONAL STANDARDS	1,643,237	1,824,210	1,708,092	1,659,077	-9.05%
PATROL SERVICES	22,747,000	23,092,225	23,626,886	22,350,325	-3.21%
K-9 PROGRAM	33,006	65,300	57,200	55,400	-15.16%
SWAT PROGRAM	187,143	203,550	202,100	218,625	7.41%
MOUNTED ENFORCEMENT TEAM	-	-	-	-	0.00%
CRISIS INTERVENTION TEAM	19,381	25,600	25,600	25,600	0.00%
SPECIAL EVENTS	135,405	111,835	121,000	133,110	19.02%
POSSE VOLUNTEER TEAM	6,645	7,200	7,200	8,600	19.44%
BICYCLE PROGRAM	2,049	6,564	6,600	5,600	-14.69%
UNMANNED AIRCRAFT SYSTEM PRGM	19,018	26,965	23,495	21,645	-19.73%
REAL TIME CRIME CENTER	625,557	659,152	626,652	666,191	1.07%
CRISIS NEGOTIATION TEAM (CNT)	14,040	13,029	13,029	13,899	6.68%
SPECIAL OPERATIONS BUREAU	1,300,160	1,443,182	1,391,734	1,291,002	-10.54%
AIR SUPPORT	-	-	-	366,555	0.00%
TRAFFIC SERVICES	4,007,012	4,349,543	4,130,956	4,132,922	-4.98%
CRIMINAL INVESTIGATIONS	5,855,351	6,870,133	6,884,286	6,986,437	1.69%

# City Of Chino

## General Fund Expenditure by Department by Program

Excludes Continuing Appropriations & Includes Transfers Out

General Fund Programs	FY 2023-24 Actual	FY 2024-25 Budget	FY 2024-25 Projection	FY 2025-26 Budget	PCT CHG Budget/Budget
CRIME ANALYSIS	311,323	361,465	361,465	375,133	3.78%
SPECIAL INVESTIGATIONS UNIT	2,486,042	2,814,452	2,522,854	2,460,313	-12.58%
COMMUNICATIONS	3,372,787	3,748,224	3,606,172	3,660,107	-2.35%
RECORDS & EVIDENCE	2,204,475	2,470,566	2,393,232	2,376,147	-3.82%
NARCOTICS	-	-	-	-	0.00%
TRAINING	2,556,992	2,970,054	2,856,059	2,815,300	-5.21%
COMMUNITY RELATIONS	587,049	838,243	730,333	723,223	-13.72%
VOLUNTEERS	17,594	18,700	9,900	19,700	5.35%
COMMUNITY ACADEMIES	13,484	18,750	18,300	17,500	-6.67%
POLICE SUBSTATIONS	2,263	2,900	2,900	63,900	2,103.45%
GANG UNIT	-	-	-	-	0.00%
SCHOOL RESOURCE OFFICER	1,036,985	1,419,230	1,406,818	1,313,337	-7.46%
TECHNICAL SERVICES	845,778	860,465	812,310	844,927	-1.81%
COMMAND CENTER	5,733	8,300	6,900	8,300	0.00%
<b>TOTAL</b>	<b>52,690,737</b>	<b>56,770,939</b>	<b>56,041,855</b>	<b>54,632,182</b>	<b>-3.77%</b>
<b><u>HUMAN RESOURCES/RISK MGMT.</u></b>					
HUMAN RESOURCES ADM	115,291	122,746	123,220	1,427,489	1,062.96%
<b>TOTAL</b>	<b>115,291</b>	<b>122,746</b>	<b>123,220</b>	<b>1,427,489</b>	<b>1,062.96%</b>
<b><u>DEVELOPMENT SERVICES</u></b>					
DEV SVCS ADMINISTRATION	389,497	246,871	237,465	287,253	16.36%
PLANNING COMMISSION	38,955	72,571	64,486	76,448	5.34%
PLANNING	2,213,897	2,333,944	2,662,366	2,182,567	-6.49%
BUILDING	2,207,963	2,493,084	2,442,914	2,234,943	-10.35%
PERMIT CENTER	2,829	805,114	634,940	689,063	-14.41%
CODE ENFORCEMENT	2,003,849	2,460,246	2,243,570	2,131,598	-13.36%
ADA ACCESSIBILITY	710,122	633,962	529,698	506,539	-20.10%
RDA-ELIMINATION	-	-	-	-	0.00%
<b>TOTAL</b>	<b>7,567,112</b>	<b>9,045,792</b>	<b>8,815,439</b>	<b>8,108,411</b>	<b>-10.36%</b>
<b><u>PUBLIC WORKS</u></b>					
R.O.W. PERMITS & INSPECTIONS	1,212,456	1,439,464	1,347,738	1,303,442	-9.45%
PUBLIC WORKS ADMINISTRATION	454,089	674,017	564,329	864,297	28.23%
DEVELOPMENT ENGINEERING	4,214,273	2,739,756	2,116,488	2,233,837	-18.47%
<b>TOTAL</b>	<b>5,880,818</b>	<b>4,853,237</b>	<b>4,028,555</b>	<b>4,401,576</b>	<b>-9.31%</b>
<b>GENERAL FUND TOTAL</b>	<b>115,185,602</b>	<b>146,235,072</b>	<b>131,889,679</b>	<b>132,620,586</b>	<b>-9.31%</b>



**This page left intentionally blank.**

**City of Chino**  
**Expenditure Detail By Fund By Program By Object By Project**

Obj/Prj No.	Description	2023 Actual	2024 Actual	2025 Budget	2025 Projected	2026 Proposed	%CHG Bgt/Bgt
<b>100</b>	<b>GENERAL FUND</b>						
<b>1001000</b>	<b>GENERAL FUND</b>						
40001	Transfers Out	22,467,815	22,192,194	42,760,209	31,584,230	32,642,724	-23.66%
40002	Transfers Out-G.F. Committed	3,788,037	1,745,450	3,736,400	1,730,000	0	-100.00%
43130	Inventory Loss	7,919	212	0	0	0	0.00%
<b>TOTAL GENERAL FUND</b>		<b>26,263,771</b>	<b>23,937,856</b>	<b>46,496,609</b>	<b>33,314,230</b>	<b>32,642,724</b>	<b>-29.80%</b>
<b>1002000</b>	<b>LEGISLATIVE</b>						
40023	CAP Outlay Subscript Assets	22,428	0	0	0	0	0.00%
40024	Software Exp Contra Account	-22,428	0	0	0	0	0.00%
41000	Full-Time Salaries	253,271	355,969	520,199	507,594	559,645	7.58%
41010	Part-Time Salaries	148,202	85,730	150,553	138,282	185,465	23.19%
41020	Over-Time Salaries	0	60	0	750	500	0.00%
41070	Employee Svcs Allocated	250,565	433,821	548,100	548,100	492,834	-10.08%
43000	Office Supplies	1,071	975	1,400	1,000	1,400	0.00%
43030	Postage	162	26	250	50	250	0.00%
43040	Uniforms	285	0	2,500	1,500	0	-100.00%
43050	Operate Equip/Prgm Supplies	5,228	3,280	5,000	5,000	11,800	136.00%
43070	Software Licenses/Subscription	0	0	0	0	2,300	0.00%
43210	Printing & Binding	3,118	7,387	7,750	7,750	7,800	0.65%
43310	Dues & Publications	57,295	62,176	87,806	81,589	112,662	28.31%
43315	Mileage Reimbursement	53	51	100	0	100	0.00%
43320	Training/Education/Mtgs	9,442	31,370	50,665	39,853	55,030	8.62%
43440	Telephone/I.S.P. Utilities	57	0	600	40	300	-50.00%
43650	Other Contractual	52,000	58,000	108,000	108,000	108,000	0.00%
46000	Central Services Allocated	17,150	26,942	40,361	40,361	37,882	-6.14%
46010	Insurance Allocated	23,845	45,959	63,559	63,559	67,060	5.51%
46020	Building Allocated	18,136	28,941	21,960	21,960	58,388	165.88%
	Sub-total	839,880	1,140,687	1,608,803	1,565,388	1,701,416	5.76%
N2015	Community Event Support	45,882	27,030	71,196	71,196	83,617	17.45%
N2021	Council Training Ulloa	3,403	0	0	0	0	0.00%
N2024	Council Training Lucio	3,140	0	0	0	0	0.00%
N2026	Comm Event Support Ulloa	5,000	5,000	5,000	5,000	5,000	0.00%
N2029	Comm Event Support Lucio	5,000	5,000	5,000	5,000	5,000	0.00%
N2031	Comm Event Support Comstock	5,000	5,000	5,000	5,000	5,000	0.00%
N2032	Comm Event Support Flores	5,000	5,000	5,000	5,000	5,000	0.00%
N2033	Comm Event Support Pocock	2,500	0	0	0	0	0.00%
N2034	Comm Event Support Burton	2,500	5,000	5,000	5,000	5,000	0.00%
N2045	Council Training Comstock	3,853	0	0	0	0	0.00%
N2046	Council Training Flores	3,123	0	0	0	0	0.00%
N2047	Council Training Pocock	3,591	0	0	0	0	0.00%
N2048	Council Training Burton	962	0	0	0	0	0.00%
N9008	I.C.S.C. Conference	682	4,736	0	4,880	0	0.00%
	Sub-total	89,636	56,766	96,196	101,076	108,617	12.91%
<b>TOTAL LEGISLATIVE</b>		<b>929,516</b>	<b>1,197,453</b>	<b>1,704,999</b>	<b>1,666,464</b>	<b>1,810,033</b>	<b>6.16%</b>
<b>1002010</b>	<b>ATTORNEY SERVICES</b>						
43500	City Atty Services	63,333	62,455	70,000	65,000	314,750	349.64%
<b>TOTAL ATTORNEY SERVICES</b>		<b>63,333</b>	<b>62,455</b>	<b>70,000</b>	<b>65,000</b>	<b>314,750</b>	<b>349.64%</b>

**City of Chino**  
**Expenditure Detail By Fund By Program By Object By Project**

Obj/Prj No.	Description	2023 Actual	2024 Actual	2025 Budget	2025 Projected	2026 Proposed	%CHG Bgt/Bgt
<b>100</b>	<b>GENERAL FUND</b>						
<b>1002020</b>	<b>CITY MANAGER</b>						
41000	Full-Time Salaries	265,510	269,024	376,417	359,028	468,540	24.47%
41010	Part-Time Salaries	26,589	9,289	25,917	0	25,917	0.00%
41020	Over-Time Salaries	851	0	0	0	0	0.00%
41070	Employee Svcs Allocated	186,632	214,603	239,966	239,966	210,843	-12.14%
43000	Office Supplies	689	627	1,500	1,000	1,500	0.00%
43030	Postage	55	24,656	250	100	250	0.00%
43050	Operate Equip/Prgrm Supplies	147	1,161	700	700	700	0.00%
43210	Printing & Binding	157	45,092	300	300	300	0.00%
43310	Dues & Publications	484	346	3,805	756	4,090	7.49%
43315	Mileage Reimbursement	0	159	200	125	200	0.00%
43320	Training/Education/Mtgs	13,198	15,716	20,758	15,641	27,858	34.20%
43440	Telephone/I.S.P. Utilities	0	29	130	0	130	0.00%
43650	Other Contractual	449,646	576,398	1,572,429	1,497,902	847,608	-46.10%
46000	Central Services Allocated	29,142	29,288	56,686	56,686	81,670	44.07%
46010	Insurance Allocated	23,390	28,788	42,245	42,245	44,502	5.34%
46020	Building Allocated	48,005	53,673	36,796	36,796	88,749	141.19%
	Sub-total	1,044,495	1,268,849	2,378,099	2,251,245	1,802,857	-24.19%
MS262	Animal Resource Center	0	0	0	1,000,000	1,920,000	0.00%
N2230	Budget Communications Project	29,231	99,000	0	0	0	0.00%
N2231	Special Mtgs/Trngs/Education Eve	0	0	15,500	15,500	15,500	0.00%
N9008	I.C.S.C. Conference	1,802	2,518	0	3,695	0	0.00%
	Sub-total	31,033	101,518	15,500	1,019,195	1,935,500	12,387.10%
<b>TOTAL CITY MANAGER</b>		<b>1,075,528</b>	<b>1,370,367</b>	<b>2,393,599</b>	<b>3,270,440</b>	<b>3,738,357</b>	<b>56.18%</b>
<b>1002025</b>	<b>OFFICE OF INNOVATION</b>						
41000	Full-Time Salaries	0	0	0	0	142,500	0.00%
41070	Employee Svcs Allocated	0	0	0	0	64,125	0.00%
43000	Office Supplies	0	0	0	0	500	0.00%
43050	Operate Equip/Prgrm Supplies	0	0	0	0	1,000	0.00%
43070	Software Licenses/Subsription	0	0	0	0	4,000	0.00%
43210	Printing & Binding	0	0	0	0	1,000	0.00%
43310	Dues & Publications	0	0	0	0	500	0.00%
43320	Training/Education/Mtgs	0	0	0	0	6,000	0.00%
43650	Other Contractual	0	0	0	0	25,000	0.00%
46000	Central Services Allocated	0	0	0	0	6,025	0.00%
46010	Insurance Allocated	0	0	0	0	12,825	0.00%
46020	Building Allocated	0	0	0	0	11,166	0.00%
<b>TOTAL OFFICE OF INNOVATION</b>		<b>0</b>	<b>0</b>	<b>0</b>	<b>0</b>	<b>274,641</b>	<b>0.00%</b>



**City of Chino**  
**Expenditure Detail By Fund By Program By Object By Project**

Obj/Prj No.	Description	2023 Actual	2024 Actual	2025 Budget	2025 Projected	2026 Proposed	%CHG Bgt/Bgt
<b>100</b>	<b>GENERAL FUND</b>						
<b>1002030</b>	<b>CITY CLERK</b>						
41000	Full-Time Salaries	184,685	286,827	392,690	379,087	330,605	-15.81%
41010	Part-Time Salaries	11,542	0	0	0	0	0.00%
41020	Over-Time Salaries	0	664	0	1,479	3,000	0.00%
41070	Employee Svcs Allocated	133,135	212,914	250,340	250,340	148,772	-40.57%
43000	Office Supplies	1,404	1,740	2,500	2,000	2,500	0.00%
43030	Postage	388	305	500	500	500	0.00%
43050	Operate Equip/Prgrm Supplies	465	633	950	950	950	0.00%
43070	Software Licenses/Subsription	0	25,565	29,226	26,247	28,942	-0.97%
43200	Advertisement/ Legal Notices	20,364	14,860	20,600	20,600	20,600	0.00%
43210	Printing & Binding	6,897	6,514	8,200	8,200	8,200	0.00%
43310	Dues & Publications	621	1,152	1,300	1,300	1,310	0.77%
43315	Mileage Reimbursement	15	229	300	100	100	-66.67%
43320	Training/Education/Mtgs	3,333	5,662	6,200	6,200	8,500	37.10%
43650	Other Contractual	117,537	10,346	117,001	112,114	6,300	-94.62%
46000	Central Services Allocated	13,721	15,971	21,250	21,250	13,819	-34.97%
46010	Insurance Allocated	12,855	25,627	41,232	41,232	29,754	-27.84%
46020	Building Allocated	11,415	17,349	14,246	14,246	25,907	81.85%
	Sub-total	518,377	626,358	906,535	885,845	629,759	-30.53%
N2230	Budget Communications Project	0	88,623	0	0	0	0.00%
	Sub-total	0	88,623	0	0	0	0.00%
<b>TOTAL CITY CLERK</b>		<b>518,377</b>	<b>714,981</b>	<b>906,535</b>	<b>885,845</b>	<b>629,759</b>	<b>-30.53%</b>
<b>1002040</b>	<b>COMMUNITY PROMOTION</b>						
41000	Full-Time Salaries	162,599	244,768	339,622	334,623	281,236	-17.19%
41010	Part-Time Salaries	8,219	0	5,000	5,000	5,000	0.00%
41020	Over-Time Salaries	90	0	0	0	0	0.00%
41070	Employee Svcs Allocated	111,004	197,312	216,509	216,509	126,556	-41.55%
43000	Office Supplies	1,849	926	3,400	900	3,000	-11.76%
43030	Postage	296	346	35,375	30,764	32,000	-9.54%
43040	Uniforms	0	0	375	375	0	-100.00%
43050	Operate Equip/Prgrm Supplies	11,897	10,677	19,738	19,723	17,705	-10.30%
43070	Software Licenses/Subsription	52,853	59,712	71,827	68,000	71,684	-0.20%
43200	Advertisement/ Legal Notices	323	312	2,100	0	1,500	-28.57%
43210	Printing & Binding	959	931	52,600	37,965	42,600	-19.01%
43240	Facility Rental	0	0	0	458	500	0.00%
43310	Dues & Publications	343	315	1,643	1,643	1,493	-9.13%
43315	Mileage Reimbursement	15	33	100	50	100	0.00%
43320	Training/Education/Mtgs	2,288	1,761	5,550	7,930	12,100	118.02%
43440	Telephone/I.S.P. Utilities	546	1,922	2,255	2,255	2,455	8.87%
43650	Other Contractual	25,133	21,419	20,000	20,000	20,000	0.00%
46000	Central Services Allocated	12,891	14,721	21,055	21,055	15,202	-27.80%
46010	Insurance Allocated	17,238	23,996	36,185	36,185	25,761	-28.81%
46020	Building Allocated	21,667	21,897	17,818	17,818	33,912	90.32%
	Sub-total	430,210	601,048	851,152	821,253	692,804	-18.60%
MS252	Utility Box Art Project	0	0	23,142	23,000	20,000	-13.58%
N2230	Budget Communications Project	0	42,844	0	433	0	0.00%
	Sub-total	0	42,844	23,142	23,433	20,000	-13.58%
<b>TOTAL COMMUNITY PROMOTION</b>		<b>430,210</b>	<b>643,892</b>	<b>874,294</b>	<b>844,686</b>	<b>712,804</b>	<b>-18.47%</b>

**City of Chino**  
**Expenditure Detail By Fund By Program By Object By Project**

Obj/Prj No.	Description	2023 Actual	2024 Actual	2025 Budget	2025 Projected	2026 Proposed	%CHG Bgt/Bgt
<b>100</b>	<b>GENERAL FUND</b>						
<b>10020401</b>	<b>STATE OF THE CITY</b>						
40000	Project Budget	0	0	100,000	100,000	110,000	10.00%
41010	Part-Time Salaries	0	733	1,100	1,100	1,100	0.00%
43000	Office Supplies	22	0	0	0	0	0.00%
43050	Operate Equip/Prgrm Supplies	12,428	11,048	0	0	0	0.00%
43070	Software Licenses/Subscription	499	0	0	0	0	0.00%
43210	Printing & Binding	1,527	1,453	0	0	0	0.00%
43300	Refund-Reimburse-Sponsorship	250	0	0	0	0	0.00%
43650	Other Contractual	48,295	75,209	0	0	0	0.00%
<b>TOTAL STATE OF THE CITY</b>		<b>63,021</b>	<b>88,443</b>	<b>101,100</b>	<b>101,100</b>	<b>111,100</b>	<b>9.89%</b>
<b>10020402</b>	<b>COMMUNITY SERVICES CORPS</b>						
40000	Project Budget	0	0	26,800	0	0	-100.00%
43030	Postage	0	148	0	110	0	0.00%
43050	Operate Equip/Prgrm Supplies	19,691	7,833	0	8,661	0	0.00%
43070	Software Licenses/Subscription	2,100	2,100	0	2,100	0	0.00%
43210	Printing & Binding	0	99	0	206	0	0.00%
43230	Equipment & Misc Rental	0	778	0	681	0	0.00%
43240	Facility Rental	0	200	0	300	0	0.00%
43650	Other Contractual	0	8,747	0	8,980	0	0.00%
<b>TOTAL COMMUNITY SERVICES CORPS</b>		<b>21,791</b>	<b>19,905</b>	<b>26,800</b>	<b>21,038</b>	<b>0</b>	<b>-100.00%</b>
<b>10020403</b>	<b>CHINO CHANNEL 3</b>						
41000	Full-Time Salaries	63,932	66,766	86,964	86,961	86,964	0.00%
41010	Part-Time Salaries	32,332	38,428	58,470	58,470	58,470	0.00%
41070	Employee Svcs Allocated	40,786	43,070	55,440	55,440	39,134	-29.41%
43000	Office Supplies	192	33	330	200	330	0.00%
43030	Postage	0	0	150	0	100	-33.33%
43040	Uniforms	0	0	375	375	0	-100.00%
43050	Operate Equip/Prgrm Supplies	7,861	4,036	7,680	6,000	8,055	4.88%
43070	Software Licenses/Subscription	1,567	300	1,700	600	1,700	0.00%
43210	Printing & Binding	0	0	150	50	150	0.00%
43315	Mileage Reimbursement	0	0	100	0	100	0.00%
43320	Training/Education/Mtgs	398	497	3,000	3,500	7,000	133.33%
43440	Telephone/I.S.P. Utilities	0	11,902	12,180	12,291	12,300	0.99%
43580	Maint/Contract Repair Svcs	19,438	20,728	24,350	21,289	28,970	18.97%
43650	Other Contractual	0	0	3,000	3,000	3,000	0.00%
46000	Central Services Allocated	6,102	4,197	6,689	6,689	5,813	-13.10%
46010	Insurance Allocated	0	0	15,270	15,270	13,089	-14.28%
	Sub-total	172,608	189,957	275,848	270,135	265,175	-3.87%
C2011	P.E.G. Capital Equipment	0	8,485	60,000	0	0	-100.00%
C2012	P.E.G. Agenda Software Upgrade	26,816	9,037	0	0	0	0.00%
C2013	P.E.G. Chino 3 Broadcast Room	0	134,466	0	98,048	0	0.00%
	Sub-total	26,816	151,988	60,000	98,048	0	-100.00%
<b>TOTAL CHINO CHANNEL 3</b>		<b>199,424</b>	<b>341,945</b>	<b>335,848</b>	<b>368,183</b>	<b>265,175</b>	<b>-21.04%</b>

**City of Chino**  
**Expenditure Detail By Fund By Program By Object By Project**

Obj/Prj No.	Description	2023 Actual	2024 Actual	2025 Budget	2025 Projected	2026 Proposed	%CHG Bgt/Bgt
<b>100</b>	<b>GENERAL FUND</b>						
<b>1003000</b>	<b>FISCAL SERVICES</b>						
41000	Full-Time Salaries	861,296	1,135,304	1,515,282	1,117,260	1,534,186	1.25%
41010	Part-Time Salaries	115,564	139,599	0	118,562	0	0.00%
41020	Over-Time Salaries	11,031	3,019	1,000	1,850	1,000	0.00%
41030	Temporary Services	0	0	0	150,000	0	0.00%
41070	Employee Svcs Allocated	580,187	781,039	965,992	965,992	690,384	-28.53%
43000	Office Supplies	6,598	6,002	6,700	6,700	6,900	2.99%
43030	Postage	7,047	7,926	10,275	9,000	9,500	-7.54%
43050	Operate Equip/Prgrm Supplies	56	3,151	2,500	1,380	2,500	0.00%
43060	Computer Equipment <5000	0	0	0	300	500	0.00%
43120	CAsh Register Shortage	-24	51	200	39	0	-100.00%
43140	Bad Debt Expense	0	0	5,000	0	0	-100.00%
43200	Advertisement/ Legal Notices	232	2,088	4,000	2,200	4,000	0.00%
43210	Printing & Binding	8,777	10,495	13,400	12,772	12,600	-5.97%
43310	Dues & Publications	2,681	3,754	4,480	4,677	3,510	-21.65%
43315	Mileage Reimbursement	66	231	100	0	300	200.00%
43320	Training/Education/Mtgs	4,283	13,485	8,900	8,900	27,900	213.48%
43500	City Atty Services	5,632	17,635	22,000	22,000	0	-100.00%
43515	Financial Services	393,190	695,837	708,510	571,061	503,756	-28.90%
43525	Trustee Service Fees	24,250	25,710	33,250	29,315	38,305	15.20%
43540	County Administration Fees	153,952	159,638	175,000	175,000	175,000	0.00%
43580	Maint/Contract Repair Svcs	807	882	870	928	1,000	14.94%
43650	Other Contractual	10,982	3,529	69,500	69,500	60,000	-13.67%
46000	Central Services Allocated	69,991	78,228	97,000	97,000	76,629	-21.00%
46010	Insurance Allocated	72,251	103,958	159,105	159,105	138,077	-13.22%
46020	Building Allocated	92,123	138,016	86,126	86,126	210,474	144.38%
	Sub-total	2,420,972	3,329,577	3,889,190	3,609,667	3,496,521	-10.10%
N2230	Budget Communications Project	0	175,000	0	17,031	0	0.00%
N3201	CFD 2020-1	6,644	0	0	0	0	0.00%
N3211	CFD 2021-1 K.B. Home (Appesetc	7,890	57,500	0	0	0	0.00%
N3221	CFD 2022-1 K.B. Homes (Falloncr	41,342	3,658	0	0	0	0.00%
N3231	CFD 2023-1 Tri Point Homes/Filnci	40,570	9,430	0	0	0	0.00%
N3305	CFD 2003-3 I.A. 5	5,438	0	0	0	0	0.00%
N3309	CFD 2003-3 I.A. 9	63,500	0	0	0	0	0.00%
N3310	CFD 2003-3 I.A.10	3,639	38,037	0	0	0	0.00%
N3311	CFD 2003-3 Improvement Area 11	0	377	12,500	60,322	0	-100.00%
N3998	CFD Annexations	0	11,000	32,000	0	32,000	0.00%
N3999	CFD Budget	0	0	137,500	0	150,000	9.09%
	Sub-total	169,023	295,002	182,000	77,353	182,000	0.00%
<b>TOTAL FISCAL SERVICES</b>		<b>2,589,995</b>	<b>3,624,579</b>	<b>4,071,190</b>	<b>3,687,020</b>	<b>3,678,521</b>	<b>-9.65%</b>
<b>10030001</b>	<b>OMNITRANS PROGRAM</b>						
43300	Refund-Reimburse-Sponsorship	15,315	14,175	17,000	17,000	17,000	0.00%
<b>TOTAL OMNITRANS PROGRAM</b>		<b>15,315</b>	<b>14,175</b>	<b>17,000</b>	<b>17,000</b>	<b>17,000</b>	<b>0.00%</b>

**City of Chino**  
**Expenditure Detail By Fund By Program By Object By Project**

Obj/Prj No.	Description	2023 Actual	2024 Actual	2025 Budget	2025 Projected	2026 Proposed	%CHG Bgt/Bgt
<b>100</b>	<b>GENERAL FUND</b>						
<b>1003010</b>	<b>PURCHASING</b>						
41000	Full-Time Salaries	186,268	218,552	253,190	230,758	253,190	0.00%
41020	Over-Time Salaries	29	370	0	41	0	0.00%
41070	Employee Svcs Allocated	155,924	148,372	161,409	161,409	113,936	-29.41%
43000	Office Supplies	579	744	450	849	600	33.33%
43030	Postage	39	0	0	0	0	0.00%
43040	Uniforms	751	943	1,010	1,010	1,010	0.00%
43050	Operate Equip/Prgrm Supplies	3,376	1,650	600	243	600	0.00%
43060	Computer Equipment <5000	125	38	0	42	50	0.00%
43210	Printing & Binding	340	111	400	225	400	0.00%
43310	Dues & Publications	1,087	2,079	570	1,026	1,144	100.70%
43315	Mileage Reimbursement	497	328	210	173	400	90.48%
43320	Training/Education/Mtgs	4,671	6,592	7,400	7,747	7,850	6.08%
43515	Financial Services	693	495	500	500	500	0.00%
43650	Other Contractual	10,000	0	18,000	18,000	0	-100.00%
46000	Central Services Allocated	12,328	9,583	13,032	13,032	10,281	-21.11%
46010	Insurance Allocated	18,036	18,775	26,585	26,585	22,787	-14.29%
46020	Building Allocated	14,998	17,449	10,681	10,681	26,483	147.94%
46030	Vehicle Allocated	13,308	18,793	31,511	31,511	29,659	-5.88%
TOTAL PURCHASING		423,049	444,874	525,548	503,832	468,890	-10.78%
<b>1003020</b>	<b>FIRE SERVICES</b>						
43650	Other Contractual	12,021,811	12,809,676	13,870,000	13,869,942	14,563,500	5.00%
TOTAL FIRE SERVICES		12,021,811	12,809,676	13,870,000	13,869,942	14,563,500	5.00%

**City of Chino**  
**Expenditure Detail By Fund By Program By Object By Project**

Obj/Prj No.	Description	2023 Actual	2024 Actual	2025 Budget	2025 Projected	2026 Proposed	%CHG Bgt/Bgt
<b>100</b>	<b>GENERAL FUND</b>						
<b>1004000</b>	<b>OFFICE OF THE CHIEF</b>						
40023	CAP Outlay Subscript Assets	595,415	0	0	0	0	0.00%
40024	Software Exp Contra Account	-156,860	-156,860	0	0	0	0.00%
40026	CAP Outlay Leased Assets	711,387	0	0	0	0	0.00%
40027	Leased Asset Exp Contra Acct	-192,795	-208,045	0	0	0	0.00%
41000	Full-Time Salaries	451,413	487,192	692,687	692,937	698,423	0.83%
41020	Over-Time Salaries	48	0	300	1,407	0	-100.00%
41070	Employee Svcs Allocated	318,435	362,495	510,857	510,857	387,625	-24.12%
43000	Office Supplies	2,159	2,029	2,500	2,500	2,500	0.00%
43030	Postage	12,999	13,060	10,000	13,000	13,000	30.00%
43050	Operate Equip/Prgrm Supplies	8,872	8,858	11,600	11,600	15,350	32.33%
43210	Printing & Binding	1,327	1,219	1,200	1,200	1,200	0.00%
43310	Dues & Publications	10,448	9,872	11,273	7,158	7,158	-36.50%
43500	City Atty Services	34,216	25,005	40,000	25,000	0	-100.00%
43510	Outside Atty Services	167,841	218,806	260,000	225,000	260,000	0.00%
43650	Other Contractual	767,972	808,651	202,300	202,300	207,250	2.45%
44001	Debt Svc Sbita Principal	155,145	152,928	0	0	0	0.00%
44002	Debtsvc Leased Asset Principal	190,813	203,411	0	0	0	0.00%
44011	Debt Svc Sbita Interest	1,714	3,932	0	0	0	0.00%
44012	Debt Svc Leased Asset Interest	1,982	4,634	0	0	0	0.00%
46000	Central Services Allocated	57,946	50,677	50,608	50,608	43,171	-14.70%
46010	Insurance Allocated	62,784	71,345	90,049	90,049	76,827	-14.68%
46020	Building Allocated	66,769	81,837	66,844	66,844	149,532	123.70%
46030	Vehicle Allocated	98,924	136,719	145,586	145,586	108,011	-25.81%
	Sub-total	3,368,954	2,277,765	2,095,804	2,046,046	1,970,047	-6.00%
G4222	2021 Step Grant 20.600	35,938	0	0	0	0	0.00%
G4223	2021 Step Grant 20.600	14,705	0	0	0	0	0.00%
G4225	2022 Tobacco Grant Program	5,632	11,078	0	0	0	0.00%
G4228	2021 E.M.P. Grant	20,094	0	0	0	0	0.00%
G4230	Officer Wellness & Mental Health C	3,300	23,675	0	8,158	0	0.00%
G4231	2021 Listos Ca Cert Support Grant	1,514	13,003	0	0	0	0.00%
G4233	2022 Step Grant Cfda 20.608	56,447	42,499	0	0	0	0.00%
G4234	2022 Step Grant Cfda 20.600	41,815	13,213	0	0	0	0.00%
G4235	2020 Homeland Security Grant Prc	24,975	0	0	0	0	0.00%
G4243	FY 2022 E.M.P.G.	0	23,785	0	0	0	0.00%
G4245	FY2022 Motorcycle Safety Edu & T	0	19,756	0	5,151	0	0.00%
G4247	2022 And 2023 Selective Traffic Er	0	71,655	0	51,976	0	0.00%
G4248	2022 And 2023 Selective Traffic Er	0	49,718	0	16,844	0	0.00%
G424A	2021 Homeland Security Grant	0	23,827	0	0	0	0.00%
G424B	2022 Homeland Security Grant	0	20,540	0	0	0	0.00%
G424D	Hazard Mitigation Grant Prepare C	0	17,517	0	73,683	0	0.00%
G424H	CAnnabis Tax Fund Grant Program	0	0	110,153	113,938	0	-100.00%
G4252	2023 & 2024 Motorcyclist Grant	0	0	20,000	9,618	0	-100.00%
G4253	2023 And 2024 Step Grant 20.608	0	0	140,000	63,837	0	-100.00%
G4254	2023 And 2024 Step Grant 20.600	0	0	80,000	24,916	0	-100.00%
G4258	2023 Homeland Security Fed. Grar	0	0	27,162	27,162	0	-100.00%
G425B	2024-25 Tobacco Grant Program S	0	0	15,633	1,778	0	-100.00%
R4161	Coplink Project S/B Cty	16,500	0	0	0	0	0.00%
	Sub-total	220,920	330,266	392,948	397,061	0	-100.00%
<b>TOTAL OFFICE OF THE CHIEF</b>		<b>3,589,874</b>	<b>2,608,031</b>	<b>2,488,752</b>	<b>2,443,107</b>	<b>1,970,047</b>	<b>-20.84%</b>

**City of Chino**  
**Expenditure Detail By Fund By Program By Object By Project**

Obj/Prj No.	Description	2023 Actual	2024 Actual	2025 Budget	2025 Projected	2026 Proposed	%CHG Bgt/Bgt
<b>100</b>	<b>GENERAL FUND</b>						
<b>10040001</b>	<b>EMERGENCY SERVICES</b>						
43000	Office Supplies	478	472	750	750	750	0.00%
43050	Operate Equip/Prgrm Supplies	12,617	12,960	12,800	12,800	12,800	0.00%
43210	Printing & Binding	1,443	1,096	1,500	700	1,500	0.00%
43310	Dues & Publications	75	75	100	75	75	-25.00%
43320	Training/Education/Mtgs	5,430	4,310	5,700	4,000	5,700	0.00%
43650	Other Contractual	28,279	28,284	31,500	28,350	28,435	-9.73%
<b>TOTAL EMERGENCY SERVICES</b>		<b>48,322</b>	<b>47,197</b>	<b>52,350</b>	<b>46,675</b>	<b>49,260</b>	<b>-5.90%</b>
<b>1004010</b>	<b>PROFESSIONAL STANDARDS</b>						
41000	Full-Time Salaries	557,899	625,502	677,299	601,624	667,895	-1.39%
41010	Part-Time Salaries	54,501	26,030	131,388	35,000	68,509	-47.86%
41020	Over-Time Salaries	71,523	85,196	112,415	112,415	112,415	0.00%
41070	Employee Svcs Allocated	400,669	459,737	499,508	555,453	370,682	-25.79%
43000	Office Supplies	1,732	1,546	1,750	1,750	1,750	0.00%
43050	Operate Equip/Prgrm Supplies	1,217	1,473	2,000	2,000	2,000	0.00%
43070	Software Licenses/Subscription	3,505	11,904	14,228	14,228	14,228	0.00%
43210	Printing & Binding	816	830	950	950	950	0.00%
43310	Dues & Publications	188	290	380	380	380	0.00%
43650	Other Contractual	397	771	1,100	1,100	1,100	0.00%
46000	Central Services Allocated	42,129	37,330	46,873	46,873	36,352	-22.45%
46010	Insurance Allocated	94,219	104,092	105,129	105,129	81,004	-22.95%
46020	Building Allocated	100,666	123,761	78,038	78,038	157,664	102.03%
46030	Vehicle Allocated	115,246	164,775	153,152	153,152	144,148	-5.88%
<b>TOTAL PROFESSIONAL STANDARDS</b>		<b>1,444,707</b>	<b>1,643,237</b>	<b>1,824,210</b>	<b>1,708,092</b>	<b>1,659,077</b>	<b>-9.05%</b>
<b>1004100</b>	<b>PATROL SERVICES</b>						
41000	Full-Time Salaries	8,854,526	9,131,431	10,072,105	9,450,193	10,203,837	1.31%
41010	Part-Time Salaries	63,397	69,168	137,883	114,000	137,883	0.00%
41020	Over-Time Salaries	451,712	522,359	455,000	614,000	502,000	10.33%
41025	Work Comp Pay	133,852	68,187	0	190,000	0	0.00%
41070	Employee Svcs Allocated	6,517,530	7,345,408	7,428,177	8,260,133	5,663,130	-23.76%
43000	Office Supplies	2,814	1,495	3,100	3,100	3,100	0.00%
43050	Operate Equip/Prgrm Supplies	9,380	14,274	12,250	12,250	12,250	0.00%
43210	Printing & Binding	1,760	1,209	2,000	2,000	2,000	0.00%
43580	Maint/Contract Repair Svcs	5,503	5,914	6,500	6,000	6,500	0.00%
43650	Other Contractual	9,534	18,778	18,750	18,750	18,750	0.00%
46000	Central Services Allocated	571,390	496,417	609,564	609,564	489,598	-19.68%
46010	Insurance Allocated	1,255,448	1,397,557	1,327,299	1,327,299	1,137,589	-14.29%
46020	Building Allocated	1,490,461	1,831,853	1,076,567	1,076,567	2,433,307	126.02%
46030	Vehicle Allocated	1,435,307	1,842,950	1,943,030	1,943,030	1,740,381	-10.43%
<b>TOTAL PATROL SERVICES</b>		<b>20,802,614</b>	<b>22,747,000</b>	<b>23,092,225</b>	<b>23,626,886</b>	<b>22,350,325</b>	<b>-3.21%</b>
<b>10041001</b>	<b>K-9 PROGRAM</b>						
41020	Over-Time Salaries	9,921	8,217	15,000	15,000	15,000	0.00%
43050	Operate Equip/Prgrm Supplies	6,946	5,958	7,800	7,800	11,900	52.56%
43580	Maint/Contract Repair Svcs	105	58	500	500	500	0.00%
43650	Other Contractual	15,834	17,273	28,000	20,000	28,000	0.00%
48090	Other Equipment	0	1,500	14,000	13,900	0	-100.00%
<b>TOTAL K-9 PROGRAM</b>		<b>32,806</b>	<b>33,006</b>	<b>65,300</b>	<b>57,200</b>	<b>55,400</b>	<b>-15.16%</b>



**City of Chino**  
**Expenditure Detail By Fund By Program By Object By Project**

Obj/Prj No.	Description	2023 Actual	2024 Actual	2025 Budget	2025 Projected	2026 Proposed	%CHG Bgt/Bgt
<b>100</b>	<b>GENERAL FUND</b>						
<b>10041002</b>	<b>SWAT PROGRAM</b>						
41020	Over-Time Salaries	123,685	140,956	150,000	150,000	165,000	10.00%
43050	Operate Equip/Prgrm Supplies	39,897	42,097	42,800	42,800	42,800	0.00%
43310	Dues & Publications	725	250	950	500	1,025	7.89%
43320	Training/Education/Mtgs	3,146	2,614	6,800	6,800	6,800	0.00%
43580	Maint/Contract Repair Svcs	859	1,226	3,000	2,000	3,000	0.00%
TOTAL SWAT PROGRAM		168,312	187,143	203,550	202,100	218,625	7.41%
<b>10041004</b>	<b>CRISIS INTERVENTION TEAM</b>						
41020	Over-Time Salaries	3,994	2,617	8,100	8,100	8,100	0.00%
43050	Operate Equip/Prgrm Supplies	38	0	0	0	0	0.00%
43310	Dues & Publications	50	0	0	0	0	0.00%
43320	Training/Education/Mtgs	16,000	16,764	17,500	17,500	17,500	0.00%
TOTAL CRISIS INTERVENTION TEAM		20,082	19,381	25,600	25,600	25,600	0.00%
<b>10041005</b>	<b>SPECIAL EVENTS</b>						
41010	Part-Time Salaries	381	389	1,000	1,000	1,000	0.00%
41020	Over-Time Salaries	93,901	135,016	110,835	120,000	132,000	19.10%
46010	Insurance Allocated	0	0	0	0	110	0.00%
TOTAL SPECIAL EVENTS		94,282	135,405	111,835	121,000	133,110	19.02%
<b>10041006</b>	<b>POSSE VOLUNTEER TEAM</b>						
41020	Over-Time Salaries	3,291	3,645	4,000	4,000	4,000	0.00%
43040	Uniforms	476	1,000	1,100	1,100	2,000	81.82%
43050	Operate Equip/Prgrm Supplies	500	1,000	1,100	1,100	1,100	0.00%
43320	Training/Education/Mtgs	0	1,000	1,000	1,000	1,500	50.00%
TOTAL POSSE VOLUNTEER TEAM		4,267	6,645	7,200	7,200	8,600	19.44%
<b>10041007</b>	<b>BICYCLE PROGRAM</b>						
41020	Over-Time Salaries	1,952	1,219	2,564	3,100	3,100	20.90%
43050	Operate Equip/Prgrm Supplies	3,801	93	3,000	3,000	1,500	-50.00%
43580	Maint/Contract Repair Svcs	695	737	1,000	500	1,000	0.00%
TOTAL BICYCLE PROGRAM		6,448	2,049	6,564	6,600	5,600	-14.69%
<b>10041008</b>	<b>UNMANNED AIRCRAFT SYSTEM PRGM</b>						
41020	Over-Time Salaries	4,882	3,190	9,000	9,000	7,000	-22.22%
43000	Office Supplies	84	0	0	0	0	0.00%
43050	Operate Equip/Prgrm Supplies	3,324	825	4,000	4,000	4,000	0.00%
43070	Software Licenses/Subsription	7,120	4,940	8,320	5,000	5,000	-39.90%
43310	Dues & Publications	290	10	495	495	495	0.00%
43320	Training/Education/Mtgs	3,998	2,143	4,500	4,500	4,500	0.00%
43440	Telephone/I.S.P. Utilities	483	483	500	500	500	0.00%
43580	Maint/Contract Repair Svcs	123	0	150	0	150	0.00%
48090	Other Equipment	0	7,427	0	0	0	0.00%
TOTAL UNMANNED AIRCRAFT SYSTEM PF		20,304	19,018	26,965	23,495	21,645	-19.73%

**City of Chino**  
**Expenditure Detail By Fund By Program By Object By Project**

Obj/Prj No.	Description	2023 Actual	2024 Actual	2025 Budget	2025 Projected	2026 Proposed	%CHG Bgt/Bgt
<b>100</b>	<b>GENERAL FUND</b>						
<b>10041009</b>	<b>REAL TIME CRIME CENTER</b>						
41000	Full-Time Salaries	189,986	203,042	204,547	204,547	213,208	4.23%
41020	Over-Time Salaries	3,160	3,055	7,500	7,500	7,500	0.00%
41070	Employee Svcs Allocated	137,879	150,199	150,853	150,853	118,330	-21.56%
43000	Office Supplies	0	73	150	150	150	0.00%
43070	Software Licenses/Subscription	91,326	73,245	77,500	50,000	55,500	-28.39%
43310	Dues & Publications	0	90	100	100	150	50.00%
43580	Maint/Contract Repair Svcs	24,111	23,759	25,000	20,000	5,000	-80.00%
43700	Lease Principal	0	157,000	150,000	150,000	228,300	52.20%
46000	Central Services Allocated	12,718	13,553	16,911	16,911	14,600	-13.67%
46010	Insurance Allocated	0	0	26,591	26,591	23,453	-11.80%
48045	Software Packages >5000	0	1,541	0	0	0	0.00%
TOTAL REAL TIME CRIME CENTER		459,180	625,557	659,152	626,652	666,191	1.07%
<b>10041010</b>	<b>CRISIS NEGOTIATION TEAM (CNT)</b>						
41020	Over-Time Salaries	9,106	10,741	9,000	9,000	9,500	5.56%
43050	Operate Equip/Prgrm Supplies	75	0	500	500	500	0.00%
43070	Software Licenses/Subscription	2,895	2,895	2,895	2,895	2,895	0.00%
43310	Dues & Publications	123	123	200	200	600	200.00%
43580	Maint/Contract Repair Svcs	375	0	100	100	100	0.00%
46000	Central Services Allocated	372	281	334	334	304	-8.98%
TOTAL CRISIS NEGOTIATION TEAM (CNT)		12,946	14,040	13,029	13,029	13,899	6.68%
<b>10041011</b>	<b>SPECIAL OPERATIONS BUREAU</b>						
41000	Full-Time Salaries	595,195	724,077	740,628	690,680	747,344	0.91%
41020	Over-Time Salaries	13,035	15,251	20,000	20,000	15,000	-25.00%
41070	Employee Svcs Allocated	457,825	531,280	546,213	546,213	414,776	-24.06%
43000	Office Supplies	278	306	350	350	350	0.00%
43650	Other Contractual	1,526	1,600	3,000	1,500	3,000	0.00%
46000	Central Services Allocated	31,319	27,646	36,709	36,709	28,324	-22.84%
46010	Insurance Allocated	0	0	96,282	96,282	82,208	-14.62%
TOTAL SPECIAL OPERATIONS BUREAU		1,099,178	1,300,160	1,443,182	1,391,734	1,291,002	-10.54%
<b>10041012</b>	<b>AIR SUPPORT</b>						
41010	Part-Time Salaries	0	0	0	0	62,000	0.00%
41020	Over-Time Salaries	0	0	0	0	1,500	0.00%
43050	Operate Equip/Prgrm Supplies	0	0	0	0	52,811	0.00%
43270	Liability Ins Premium	0	0	0	0	54,925	0.00%
43310	Dues & Publications	0	0	0	0	200	0.00%
43440	Telephone/I.S.P. Utilities	0	0	0	0	500	0.00%
43580	Maint/Contract Repair Svcs	0	0	0	0	179,777	0.00%
46000	Central Services Allocated	0	0	0	0	8,022	0.00%
46010	Insurance Allocated	0	0	0	0	6,820	0.00%
TOTAL AIR SUPPORT		0	0	0	0	366,555	0.00%



**City of Chino**  
**Expenditure Detail By Fund By Program By Object By Project**

Obj/Prj No.	Description	2023 Actual	2024 Actual	2025 Budget	2025 Projected	2026 Proposed	%CHG Bgt/Bgt
<b>100</b>	<b>GENERAL FUND</b>						
<b>1004200</b>	<b>TRAFFIC SERVICES</b>						
41000	Full-Time Salaries	1,315,927	1,450,334	1,621,712	1,467,508	1,638,637	1.04%
41010	Part-Time Salaries	117,900	164,034	350,095	292,000	350,095	0.00%
41020	Over-Time Salaries	48,217	62,805	52,000	52,000	52,000	0.00%
41025	Work Comp Pay	0	2,159	0	0	0	0.00%
41070	Employee Svcs Allocated	921,703	1,140,714	1,196,013	1,196,013	843,956	-29.44%
43000	Office Supplies	608	557	700	500	700	0.00%
43050	Operate Equip/Prgrm Supplies	5,600	9,155	8,000	8,000	8,000	0.00%
43070	Software Licenses/Subsorption	25,350	36,750	37,650	30,000	3,750	-90.04%
43210	Printing & Binding	231	130	200	200	200	0.00%
43310	Dues & Publications	517	747	885	885	885	0.00%
43320	Training/Education/Mtgs	1,378	0	0	0	0	0.00%
43541	County/State Cit Fees	71,675	69,220	77,000	77,000	77,000	0.00%
43580	Maint/Contract Repair Svcs	1,626	4,191	5,000	5,000	5,000	0.00%
43650	Other Contractual	49,580	78,112	85,200	70,000	85,200	0.00%
46000	Central Services Allocated	92,495	87,858	113,102	113,102	90,514	-19.97%
46010	Insurance Allocated	195,381	236,455	256,335	256,335	205,781	-19.72%
46020	Building Allocated	225,403	300,765	190,279	190,279	400,525	110.49%
46030	Vehicle Allocated	271,015	346,843	355,372	355,372	370,679	4.31%
	Sub-total	3,344,606	3,990,829	4,349,543	4,114,194	4,132,922	-4.98%
N4221	Officer Traffic (New)	2,917	0	0	0	0	0.00%
N4224	FY23-24 New Positions	0	16,183	0	16,762	0	0.00%
	Sub-total	2,917	16,183	0	16,762	0	0.00%
<b>TOTAL TRAFFIC SERVICES</b>		<b>3,347,523</b>	<b>4,007,012</b>	<b>4,349,543</b>	<b>4,130,956</b>	<b>4,132,922</b>	<b>-4.98%</b>
<b>1004210</b>	<b>CRIMINAL INVESTIGATIONS</b>						
41000	Full-Time Salaries	1,942,244	2,405,793	2,894,722	2,930,621	2,917,184	0.78%
41020	Over-Time Salaries	241,749	218,884	198,790	198,790	208,000	4.63%
41025	Work Comp Pay	0	0	0	2,664	0	0.00%
41070	Employee Svcs Allocated	1,356,443	1,610,255	2,134,857	2,134,857	1,750,013	-18.03%
43000	Office Supplies	2,836	3,139	3,500	2,000	3,500	0.00%
43050	Operate Equip/Prgrm Supplies	927	1,276	1,350	1,350	1,350	0.00%
43070	Software Licenses/Subsorption	5,915	8,757	9,440	9,440	10,540	11.65%
43210	Printing & Binding	492	246	600	600	600	0.00%
43310	Dues & Publications	55	0	250	250	250	0.00%
43610	Medical Services	122,928	114,181	122,000	122,000	122,000	0.00%
43650	Other Contractual	2,895	8,285	8,500	8,500	16,500	94.12%
46000	Central Services Allocated	130,590	118,576	165,645	165,645	152,999	-7.63%
46010	Insurance Allocated	282,434	325,602	376,314	376,314	346,849	-7.83%
46020	Building Allocated	473,924	625,285	437,544	437,544	1,003,120	129.26%
46030	Vehicle Allocated	323,611	415,072	463,711	463,711	453,532	-2.20%
	Sub-total	4,887,043	5,855,351	6,817,223	6,854,286	6,986,437	2.48%
N4224	FY23-24 New Positions	0	0	52,910	30,000	0	-100.00%
	Sub-total	0	0	52,910	30,000	0	-100.00%
<b>TOTAL CRIMINAL INVESTIGATIONS</b>		<b>4,887,043</b>	<b>5,855,351</b>	<b>6,870,133</b>	<b>6,884,286</b>	<b>6,986,437</b>	<b>1.69%</b>

**City of Chino**  
**Expenditure Detail By Fund By Program By Object By Project**

Obj/Prj No.	Description	2023 Actual	2024 Actual	2025 Budget	2025 Projected	2026 Proposed	%CHG Bgt/Bgt
<b>100</b>	<b>GENERAL FUND</b>						
<b>10042101</b>	<b>CRIME ANALYSIS</b>						
41000	Full-Time Salaries	100,429	97,812	101,268	101,268	199,656	97.16%
41010	Part-Time Salaries	69,566	78,925	86,086	86,086	0	-100.00%
41020	Over-Time Salaries	2,896	5,087	5,000	5,000	5,000	0.00%
41070	Employee Svcs Allocated	142,716	70,282	74,685	74,685	56,204	-24.75%
43000	Office Supplies	292	226	300	300	300	0.00%
43050	Operate Equip/Prgrm Supplies	300	2,922	3,000	3,000	3,000	0.00%
43070	Software Licenses/Subsorption	63,560	55,803	65,810	65,810	89,405	35.85%
43210	Printing & Binding	0	61	100	100	100	0.00%
43310	Dues & Publications	270	205	360	360	360	0.00%
43580	Maint/Contract Repair Svcs	288	0	500	500	500	0.00%
46010	Insurance Allocated	0	0	24,356	24,356	20,608	-15.39%
<b>TOTAL CRIME ANALYSIS</b>		<b>380,317</b>	<b>311,323</b>	<b>361,465</b>	<b>361,465</b>	<b>375,133</b>	<b>3.78%</b>
<b>10042102</b>	<b>SPECIAL INVESTIGATIONS UNIT</b>						
41000	Full-Time Salaries	1,093,425	1,363,094	1,452,076	1,158,814	1,462,751	0.74%
41020	Over-Time Salaries	72,280	81,758	80,000	80,000	80,000	0.00%
41025	Work Comp Pay	3,633	0	0	2,664	0	0.00%
41070	Employee Svcs Allocated	784,601	1,026,010	1,070,906	1,070,906	746,339	-30.31%
43000	Office Supplies	122	0	300	300	300	0.00%
43050	Operate Equip/Prgrm Supplies	3,450	496	3,450	3,450	1,000	-71.01%
43070	Software Licenses/Subsorption	1,080	2,306	3,500	3,500	3,500	0.00%
43210	Printing & Binding	82	31	200	100	200	0.00%
43300	Refund-Reimburse-Sponsorship	436	761	1,000	100	1,000	0.00%
43440	Telephone/I.S.P. Utilities	500	500	500	500	500	0.00%
43580	Maint/Contract Repair Svcs	5,307	6,848	8,000	8,000	8,600	7.50%
43650	Other Contractual	4,735	4,238	5,750	5,750	8,200	42.61%
46010	Insurance Allocated	0	0	188,770	188,770	147,923	-21.64%
<b>TOTAL SPECIAL INVESTIGATIONS UNIT</b>		<b>1,969,651</b>	<b>2,486,042</b>	<b>2,814,452</b>	<b>2,522,854</b>	<b>2,460,313</b>	<b>-12.58%</b>
<b>1004220</b>	<b>COMMUNICATIONS</b>						
41000	Full-Time Salaries	1,272,477	1,439,013	1,746,357	1,606,505	1,784,246	2.17%
41010	Part-Time Salaries	38,700	38,251	51,727	51,727	51,727	0.00%
41020	Over-Time Salaries	186,752	142,424	150,000	150,000	150,000	0.00%
41070	Employee Svcs Allocated	1,087,912	1,183,725	1,287,938	1,287,938	990,257	-23.11%
43000	Office Supplies	281	783	900	900	900	0.00%
43050	Operate Equip/Prgrm Supplies	2,288	2,921	3,100	1,500	3,100	0.00%
43070	Software Licenses/Subsorption	2,321	2,500	2,500	2,500	2,500	0.00%
43210	Printing & Binding	190	126	400	100	400	0.00%
43310	Dues & Publications	1,301	1,194	1,365	1,365	1,365	0.00%
43580	Maint/Contract Repair Svcs	65	0	400	100	400	0.00%
46000	Central Services Allocated	89,390	75,130	96,271	96,271	80,173	-16.72%
46010	Insurance Allocated	198,007	211,306	233,751	233,751	201,957	-13.60%
46020	Building Allocated	234,816	275,414	173,515	173,515	393,082	126.54%
<b>TOTAL COMMUNICATIONS</b>		<b>3,114,500</b>	<b>3,372,787</b>	<b>3,748,224</b>	<b>3,606,172</b>	<b>3,660,107</b>	<b>-2.35%</b>

**City of Chino**  
**Expenditure Detail By Fund By Program By Object By Project**

Obj/Prj No.	Description	2023 Actual	2024 Actual	2025 Budget	2025 Projected	2026 Proposed	%CHG Bgt/Bgt
<b>100</b>	<b>GENERAL FUND</b>						
<b>1004230</b>	<b>RECORDS &amp; EVIDENCE</b>						
41000	Full-Time Salaries	923,302	1,001,581	1,142,303	1,064,746	1,133,299	-0.79%
41010	Part-Time Salaries	67,825	57,129	77,613	77,613	77,613	0.00%
41020	Over-Time Salaries	13,442	25,719	22,000	22,000	28,000	27.27%
41070	Employee Svcs Allocated	672,494	725,791	842,448	842,448	628,981	-25.34%
43000	Office Supplies	3,493	3,597	4,200	4,200	4,200	0.00%
43050	Operate Equip/Prgrm Supplies	16,409	14,445	15,000	15,223	22,500	50.00%
43070	Software Licenses/Subsorption	2,188	2,388	2,500	2,500	9,500	280.00%
43210	Printing & Binding	11,950	13,089	13,700	13,700	14,200	3.65%
43310	Dues & Publications	1,420	743	1,940	1,940	2,140	10.31%
43530	Trans/Chge Card Fees	1,836	2,582	2,000	2,000	2,500	25.00%
43650	Other Contractual	5,878	8,183	8,700	8,700	8,700	0.00%
46000	Central Services Allocated	57,327	46,321	61,851	61,851	52,057	-15.83%
46010	Insurance Allocated	123,325	127,749	158,589	158,589	133,200	-16.01%
46020	Building Allocated	153,878	175,158	117,722	117,722	259,257	120.23%
<b>TOTAL RECORDS &amp; EVIDENCE</b>		<b>2,054,767</b>	<b>2,204,475</b>	<b>2,470,566</b>	<b>2,393,232</b>	<b>2,376,147</b>	<b>-3.82%</b>
<b>1004250</b>	<b>TRAINING</b>						
41000	Full-Time Salaries	533,647	489,841	636,018	578,573	618,346	-2.78%
41010	Part-Time Salaries	45,760	79,053	121,332	95,000	121,332	0.00%
41020	Over-Time Salaries	213,264	210,271	255,271	255,271	255,271	0.00%
41070	Employee Svcs Allocated	383,647	437,195	469,063	469,063	343,182	-26.84%
43000	Office Supplies	1,057	1,258	1,200	500	1,200	0.00%
43040	Uniforms	154,568	151,851	196,850	196,850	203,350	3.30%
43050	Operate Equip/Prgrm Supplies	108,040	108,696	203,310	188,000	123,310	-39.35%
43070	Software Licenses/Subsorption	12,582	9,500	10,300	10,300	10,300	0.00%
43210	Printing & Binding	159	134	250	100	250	0.00%
43310	Dues & Publications	18,509	19,145	26,400	22,000	26,400	0.00%
43320	Training/Education/Mtgs	389,770	429,130	454,000	454,000	482,100	6.19%
43580	Maint/Contract Repair Svcs	18,902	16,913	19,658	10,000	19,658	0.00%
43650	Other Contractual	262,982	262,902	265,000	265,000	265,000	0.00%
46000	Central Services Allocated	68,900	59,406	76,258	76,258	61,661	-19.14%
46010	Insurance Allocated	91,740	100,418	98,455	98,455	81,365	-17.36%
46020	Building Allocated	89,557	111,055	73,084	73,084	158,365	116.69%
46030	Vehicle Allocated	43,629	47,857	63,605	63,605	44,210	-30.49%
	Sub-total	2,436,713	2,534,625	2,970,054	2,856,059	2,815,300	-5.21%
N4223	FY22-23 New Position Equip.	6,598	22,367	0	0	0	0.00%
	Sub-total	6,598	22,367	0	0	0	0.00%
<b>TOTAL TRAINING</b>		<b>2,443,311</b>	<b>2,556,992</b>	<b>2,970,054</b>	<b>2,856,059</b>	<b>2,815,300</b>	<b>-5.21%</b>

**City of Chino**  
**Expenditure Detail By Fund By Program By Object By Project**

Obj/Prj No.	Description	2023 Actual	2024 Actual	2025 Budget	2025 Projected	2026 Proposed	%CHG Bgt/Bgt
<b>100</b>	<b>GENERAL FUND</b>						
<b>1004260</b>	<b>COMMUNITY RELATIONS</b>						
41000	Full-Time Salaries	167,702	180,284	277,956	267,242	280,836	1.04%
41010	Part-Time Salaries	57,178	65,965	135,296	40,000	62,878	-53.53%
41020	Over-Time Salaries	1,355	1,045	5,000	5,000	5,000	0.00%
41070	Employee Svcs Allocated	119,543	133,349	204,993	204,993	155,864	-23.97%
43000	Office Supplies	942	487	900	900	900	0.00%
43050	Operate Equip/Prgrm Supplies	7,599	9,818	11,000	11,000	17,000	54.55%
43070	Software Licenses/Subsription	7,188	10,017	10,760	10,760	13,760	27.88%
43210	Printing & Binding	0	317	460	460	710	54.35%
43310	Dues & Publications	275	219	300	300	300	0.00%
43320	Training/Education/Mtgs	235	197	280	280	280	0.00%
43580	Maint/Contract Repair Svcs	1,238	1,911	2,000	100	1,500	-25.00%
46000	Central Services Allocated	15,456	13,784	19,874	19,874	15,844	-20.28%
46010	Insurance Allocated	32,781	37,402	53,722	53,722	37,809	-29.62%
46020	Building Allocated	41,866	51,283	39,879	39,879	73,589	84.53%
46030	Vehicle Allocated	61,331	80,971	75,823	75,823	56,953	-24.89%
TOTAL COMMUNITY RELATIONS		514,689	587,049	838,243	730,333	723,223	-13.72%
<b>10042601</b>	<b>VOLUNTEERS</b>						
41020	Over-Time Salaries	2,830	5,837	4,000	4,000	6,000	50.00%
43000	Office Supplies	59	81	250	250	250	0.00%
43040	Uniforms	3,831	3,280	5,000	1,000	5,000	0.00%
43050	Operate Equip/Prgrm Supplies	7,218	7,766	8,800	4,000	7,800	-11.36%
43070	Software Licenses/Subsription	420	420	450	450	450	0.00%
43210	Printing & Binding	0	210	200	200	200	0.00%
TOTAL VOLUNTEERS		14,358	17,594	18,700	9,900	19,700	5.35%
<b>10042602</b>	<b>COMMUNITY ACADEMIES</b>						
41020	Over-Time Salaries	3,759	5,198	10,000	10,000	8,000	-20.00%
43000	Office Supplies	404	389	500	50	0	-100.00%
43050	Operate Equip/Prgrm Supplies	3,681	5,245	5,500	5,500	6,500	18.18%
43320	Training/Education/Mtgs	1,208	2,652	2,750	2,750	3,000	9.09%
TOTAL COMMUNITY ACADEMIES		9,052	13,484	18,750	18,300	17,500	-6.67%
<b>10042603</b>	<b>POLICE SUBSTATIONS</b>						
43050	Operate Equip/Prgrm Supplies	0	0	100	100	100	0.00%
43240	Facility Rental	0	0	0	0	60,000	0.00%
43430	Utilities Electric	2,300	2,263	2,800	2,800	3,800	35.71%
TOTAL POLICE SUBSTATIONS		2,300	2,263	2,900	2,900	63,900	2,103.45%

**City of Chino**  
**Expenditure Detail By Fund By Program By Object By Project**

Obj/Prj No.	Description	2023 Actual	2024 Actual	2025 Budget	2025 Projected	2026 Proposed	%CHG Bgt/Bgt
<b>100</b>	<b>GENERAL FUND</b>						
<b>1004280</b>	<b>SCHOOL RESOURCE OFFICER</b>						
41000	Full-Time Salaries	305,646	368,456	570,449	549,327	566,732	-0.65%
41020	Over-Time Salaries	101,423	100,263	90,000	100,000	115,000	27.78%
41070	Employee Svcs Allocated	229,761	321,078	420,706	420,706	314,536	-25.24%
43050	Operate Equip/Prgrm Supplies	0	0	2,000	1,500	2,000	0.00%
43210	Printing & Binding	0	142	180	50	180	0.00%
43320	Training/Education/Mtgs	8,473	0	0	0	0	0.00%
46000	Central Services Allocated	20,400	23,202	32,735	32,735	28,775	-12.10%
46010	Insurance Allocated	45,451	65,336	74,158	74,158	62,341	-15.93%
46020	Building Allocated	48,176	72,487	55,048	55,048	121,337	120.42%
46030	Vehicle Allocated	65,156	86,021	112,544	112,544	102,436	-8.98%
	Sub-total	824,486	1,036,985	1,357,820	1,346,068	1,313,337	-3.28%
N4224	FY23-24 New Positions	0	0	61,410	60,750	0	-100.00%
	Sub-total	0	0	61,410	60,750	0	-100.00%
<b>TOTAL SCHOOL RESOURCE OFFICER</b>		<b>824,486</b>	<b>1,036,985</b>	<b>1,419,230</b>	<b>1,406,818</b>	<b>1,313,337</b>	<b>-7.46%</b>
<b>1004290</b>	<b>TECHNICAL SERVICES</b>						
41000	Full-Time Salaries	144,420	153,949	163,597	120,000	164,363	0.47%
41020	Over-Time Salaries	0	283	0	0	0	0.00%
41070	Employee Svcs Allocated	101,203	115,123	120,653	134,166	91,221	-24.39%
43000	Office Supplies	255	310	350	100	350	0.00%
43050	Operate Equip/Prgrm Supplies	32,381	34,391	41,150	41,150	53,150	29.16%
43070	Software Licenses/Subscription	162,180	226,085	253,600	216,100	233,510	-7.92%
43320	Training/Education/Mtgs	615	0	0	0	0	0.00%
43440	Telephone/I.S.P. Utilities	4,980	5,052	6,200	6,200	6,200	0.00%
43580	Maint/Contract Repair Svcs	2,187	1,582	1,600	1,600	1,600	0.00%
43650	Other Contractual	5,401	6,146	6,800	6,000	7,300	7.35%
46000	Central Services Allocated	19,253	18,725	22,163	22,163	18,507	-16.50%
46010	Insurance Allocated	28,971	34,389	21,268	21,268	18,080	-14.99%
46020	Building Allocated	21,220	25,990	15,787	15,787	35,190	122.90%
46030	Vehicle Allocated	167,678	221,373	207,297	207,297	215,456	3.94%
	Sub-total	690,744	843,398	860,465	791,831	844,927	-1.81%
N4224	FY23-24 New Positions	0	2,380	0	20,479	0	0.00%
	Sub-total	0	2,380	0	20,479	0	0.00%
<b>TOTAL TECHNICAL SERVICES</b>		<b>690,744</b>	<b>845,778</b>	<b>860,465</b>	<b>812,310</b>	<b>844,927</b>	<b>-1.81%</b>
<b>10042901</b>	<b>COMMAND CENTER</b>						
41020	Over-Time Salaries	0	914	3,000	3,000	3,000	0.00%
43000	Office Supplies	0	0	100	100	100	0.00%
43050	Operate Equip/Prgrm Supplies	225	1,000	1,000	100	1,000	0.00%
43440	Telephone/I.S.P. Utilities	2,594	2,969	3,200	3,200	3,200	0.00%
43580	Maint/Contract Repair Svcs	756	850	1,000	500	1,000	0.00%
<b>TOTAL COMMAND CENTER</b>		<b>3,575</b>	<b>5,733</b>	<b>8,300</b>	<b>6,900</b>	<b>8,300</b>	<b>0.00%</b>

**City of Chino**  
**Expenditure Detail By Fund By Program By Object By Project**

Obj/Prj No.	Description	2023 Actual	2024 Actual	2025 Budget	2025 Projected	2026 Proposed	%CHG Bgt/Bgt
<b>100</b>	<b>GENERAL FUND</b>						
<b>1005000</b>	<b>HUMAN RESOURCES ADM</b>						
41000	Full-Time Salaries	46,174	27,204	31,627	40,101	781,615	2,371.35%
41010	Part-Time Salaries	34,227	51,080	55,110	47,910	51,447	-6.65%
41020	Over-Time Salaries	4	281	300	100	300	0.00%
41070	Employee Svcs Allocated	14,379	24,671	20,162	20,162	351,727	1,644.50%
43050	Operate Equip/Prgrm Supplies	0	52	200	0	150	-25.00%
43310	Dues & Publications	0	0	150	0	880	486.67%
43315	Mileage Reimbursement	0	0	50	0	150	200.00%
43320	Training/Education/Mtgs	0	0	0	0	19,000	0.00%
43580	Maint/Contract Repair Svcs	0	0	200	0	200	0.00%
46000	Central Services Allocated	2,468	2,749	3,287	3,287	31,054	844.75%
46010	Insurance Allocated	3,626	5,493	8,352	8,352	74,975	797.69%
46020	Building Allocated	3,174	3,761	3,308	3,308	115,991	3,406.38%
TOTAL HUMAN RESOURCES ADM		104,052	115,291	122,746	123,220	1,427,489	1,062.96%
<b>1006000</b>	<b>DEV SVCS ADMINISTRATION</b>						
40023	CAP Outlay Subscript Assets	332,300	0	0	0	0	0.00%
40024	Software Exp Contra Account	-74,794	-67,479	0	0	0	0.00%
41000	Full-Time Salaries	82,812	70,371	87,493	85,665	87,493	0.00%
41020	Over-Time Salaries	144	189	250	225	250	0.00%
41070	Employee Svcs Allocated	49,142	52,497	55,777	55,777	39,372	-29.41%
43000	Office Supplies	2,306	2,233	2,600	2,424	2,600	0.00%
43210	Printing & Binding	88	61	100	0	100	0.00%
43310	Dues & Publications	1,567	1,228	1,660	1,660	1,660	0.00%
43320	Training/Education/Mtgs	2,947	2,088	3,150	1,200	3,150	0.00%
43650	Other Contractual	29,083	29,701	33,000	27,673	33,000	0.00%
44001	Debt Svc Sbita Principal	64,841	62,721	0	0	0	0.00%
44011	Debt Svc Sbita Interest	1,970	4,758	0	0	0	0.00%
46000	Central Services Allocated	6,401	5,421	6,802	6,802	6,271	-7.81%
46010	Insurance Allocated	7,765	9,193	9,187	9,187	7,874	-14.29%
46020	Building Allocated	59,532	74,262	46,852	46,852	105,483	125.14%
	Sub-total	566,104	247,244	246,871	237,465	287,253	16.36%
N7207	D.I.F. Admin Supp Svcs	113,622	142,253	0	0	0	0.00%
	Sub-total	113,622	142,253	0	0	0	0.00%
TOTAL DEV SVCS ADMINISTRATION		679,726	389,497	246,871	237,465	287,253	16.36%
<b>1006010</b>	<b>PLANNING COMMISSION</b>						
41000	Full-Time Salaries	12,384	15,402	21,034	21,034	21,034	0.00%
41010	Part-Time Salaries	11,375	8,625	15,000	15,000	15,750	5.00%
41070	Employee Svcs Allocated	9,129	9,639	13,409	13,409	9,465	-29.41%
43000	Office Supplies	458	220	420	120	420	0.00%
43040	Uniforms	381	285	448	448	0	-100.00%
43050	Operate Equip/Prgrm Supplies	0	0	185	0	815	340.54%
43210	Printing & Binding	176	44	175	16	175	0.00%
43310	Dues & Publications	597	0	800	333	800	0.00%
43320	Training/Education/Mtgs	58	260	14,800	7,826	20,700	39.86%
46000	Central Services Allocated	1,349	1,092	1,506	1,506	1,675	11.22%
46010	Insurance Allocated	1,647	1,876	3,784	3,784	3,311	-12.50%
46020	Building Allocated	1,245	1,512	1,010	1,010	2,303	128.02%
TOTAL PLANNING COMMISSION		38,799	38,955	72,571	64,486	76,448	5.34%



**City of Chino**  
**Expenditure Detail By Fund By Program By Object By Project**

Obj/Prj No.	Description	2023 Actual	2024 Actual	2025 Budget	2025 Projected	2026 Proposed	%CHG Bgt/Bgt
<b>100</b>	<b>GENERAL FUND</b>						
<b>1006100</b>	<b>PLANNING</b>						
41000	Full-Time Salaries	931,484	893,541	1,120,084	1,045,434	1,142,082	1.96%
41020	Over-Time Salaries	0	4	330	200	330	0.00%
41070	Employee Svcs Allocated	639,355	664,483	714,054	714,054	513,937	-28.03%
43000	Office Supplies	1,365	1,043	1,525	110	1,525	0.00%
43030	Postage	6,152	2,753	9,500	5,200	9,500	0.00%
43200	Advertisement/ Legal Notices	19,329	17,110	33,240	24,000	33,240	0.00%
43210	Printing & Binding	165	178	256	41	256	0.00%
43310	Dues & Publications	1,893	1,162	2,500	813	2,500	0.00%
43320	Training/Education/Mtgs	390	2,867	2,496	1,600	2,496	0.00%
43500	City Atty Services	88,571	96,383	90,000	90,000	0	-100.00%
43560	Eng/Construct Svcs	0	0	2,500	0	2,500	0.00%
43570	Plan Checking Services	24,695	13,153	40,000	26,415	40,000	0.00%
43650	Other Contractual	57,200	71,683	110,000	22,000	75,000	-31.82%
46000	Central Services Allocated	56,143	46,243	58,463	58,463	44,904	-23.19%
46010	Insurance Allocated	71,830	79,384	117,609	117,609	102,787	-12.60%
46020	Building Allocated	42,170	51,413	31,387	31,387	71,510	127.83%
	Sub-total	1,940,742	1,941,400	2,333,944	2,137,326	2,042,567	-12.48%
G6016	S.B.2 Planning Grant	57,969	0	0	0	0	0.00%
N6001	Gen Plan Update	693,492	232,869	0	503,542	140,000	0.00%
N6029	2021-2029 6Th Cycle Housing Elei	0	34,825	0	21,498	0	0.00%
N6033	Soi Francis & Ramona Annexation	20,485	4,803	0	0	0	0.00%
	Sub-total	771,946	272,497	0	525,040	140,000	0.00%
<b>TOTAL PLANNING</b>		<b>2,712,688</b>	<b>2,213,897</b>	<b>2,333,944</b>	<b>2,662,366</b>	<b>2,182,567</b>	<b>-6.49%</b>

**City of Chino**  
**Expenditure Detail By Fund By Program By Object By Project**

Obj/Prj No.	Description	2023 Actual	2024 Actual	2025 Budget	2025 Projected	2026 Proposed	%CHG Bgt/Bgt
<b>100</b>	<b>GENERAL FUND</b>						
<b>1006300</b>	<b>BUILDING</b>						
41000	Full-Time Salaries	888,395	968,086	1,095,352	1,095,352	1,064,018	-2.86%
41020	Over-Time Salaries	3,160	2,974	3,952	3,952	3,952	0.00%
41070	Employee Svcs Allocated	592,896	620,760	698,287	698,287	478,808	-31.43%
43000	Office Supplies	511	729	1,050	350	1,050	0.00%
43030	Postage	37	1	50	0	50	0.00%
43040	Uniforms	1,359	1,371	2,500	2,169	2,500	0.00%
43050	Operate Equip/Prgm Supplies	635	767	1,260	600	1,260	0.00%
43070	Software Licenses/Subsorption	0	0	0	0	4,100	0.00%
43200	Advertisement/ Legal Notices	0	0	100	0	100	0.00%
43210	Printing & Binding	191	215	345	172	345	0.00%
43310	Dues & Publications	8,932	2,999	3,360	2,800	3,000	-10.71%
43315	Mileage Reimbursement	0	0	100	0	100	0.00%
43320	Training/Education/Mtgs	6,466	5,764	7,602	4,300	7,602	0.00%
43500	City Atty Services	1,400	1,040	1,500	523	0	-100.00%
43570	Plan Checking Services	284,640	196,010	325,000	240,000	325,000	0.00%
46000	Central Services Allocated	59,982	49,475	67,532	67,532	49,018	-27.42%
46010	Insurance Allocated	71,307	80,706	115,012	115,012	95,762	-16.74%
46020	Building Allocated	39,106	48,030	34,954	34,954	76,141	117.83%
46030	Vehicle Allocated	105,447	135,618	135,128	135,128	122,137	-9.61%
	Sub-total	2,064,464	2,114,545	2,493,084	2,401,131	2,234,943	-10.35%
D4428	Dep K.B. Hms Spc Ins Turnlf 24421	0	0	0	5,728	0	0.00%
D4453	Dep Sage Ct Tripointe Sp Ins D445	0	0	0	1,645	0	0.00%
D4454	Dep Cedar Row Tripoint Sp Ins D4	0	0	0	627	0	0.00%
D4455	Century Comm Heritae Chino	0	0	0	415	0	0.00%
D4456	Dep Trumark Homes Spec Insp 24	0	0	0	783	0	0.00%
G6211	Local Early Action Plng (L.E.A.P)	74,794	93,418	0	26,058	0	0.00%
N6014	Lewis Homecoming 24430	0	0	0	6,527	0	0.00%
	Sub-total	74,794	93,418	0	41,783	0	0.00%
<b>TOTAL BUILDING</b>		<b>2,139,258</b>	<b>2,207,963</b>	<b>2,493,084</b>	<b>2,442,914</b>	<b>2,234,943</b>	<b>-10.35%</b>
<b>10063001</b>	<b>PERMIT CENTER</b>						
41000	Full-Time Salaries	0	2,829	152,022	138,648	152,022	0.00%
41070	Employee Svcs Allocated	0	0	96,914	96,914	68,410	-29.41%
43000	Office Supplies	0	0	500	500	500	0.00%
43030	Postage	0	0	100	0	0	-100.00%
43050	Operate Equip/Prgm Supplies	0	0	250	150	250	0.00%
43070	Software Licenses/Subsorption	0	0	330,800	291,450	354,000	7.01%
43210	Printing & Binding	0	0	250	0	100	-60.00%
43310	Dues & Publications	0	0	500	0	0	-100.00%
43320	Training/Education/Mtgs	0	0	70,000	500	5,000	-92.86%
43580	Maint/Contract Repair Svcs	0	0	40,000	0	0	-100.00%
43650	Other Contractual	0	0	80,000	73,000	80,000	0.00%
46000	Central Services Allocated	0	0	17,816	17,816	15,099	-15.25%
46010	Insurance Allocated	0	0	15,962	15,962	13,682	-14.28%
<b>TOTAL PERMIT CENTER</b>		<b>0</b>	<b>2,829</b>	<b>805,114</b>	<b>634,940</b>	<b>689,063</b>	<b>-14.41%</b>



**City of Chino**  
**Expenditure Detail By Fund By Program By Object By Project**

Obj/Prj No.	Description	2023 Actual	2024 Actual	2025 Budget	2025 Projected	2026 Proposed	%CHG Bgt/Bgt
<b>100</b>	<b>GENERAL FUND</b>						
<b>1006400</b>	<b>CODE ENFORCEMENT</b>						
41000	Full-Time Salaries	627,885	662,948	838,063	769,117	835,896	-0.26%
41010	Part-Time Salaries	47,629	55,149	119,990	119,990	119,990	0.00%
41020	Over-Time Salaries	6,017	16,709	12,800	12,800	12,800	0.00%
41070	Employee Svcs Allocated	433,258	471,704	534,265	534,265	376,153	-29.59%
43000	Office Supplies	618	418	1,144	1,144	1,200	4.90%
43030	Postage	2,993	3,020	2,600	1,900	2,600	0.00%
43040	Uniforms	707	4,608	27,200	20,000	7,200	-73.53%
43050	Operate Equip/Prgrm Supplies	463	895	2,592	1,500	1,920	-25.93%
43210	Printing & Binding	597	245	2,500	119	3,500	40.00%
43310	Dues & Publications	1,132	2,363	2,500	1,605	2,500	0.00%
43320	Training/Education/Mtgs	2,935	3,350	4,224	7,310	7,980	88.92%
43500	City Atty Services	14,684	6,686	30,000	27	0	-100.00%
43510	Outside Atty Services	454,589	479,172	500,000	400,000	400,000	-20.00%
43650	Other Contractual	23,069	15,877	23,000	16,000	23,000	0.00%
46000	Central Services Allocated	53,092	47,641	64,354	64,354	46,741	-27.37%
46010	Insurance Allocated	55,805	65,650	100,596	100,596	86,030	-14.48%
46020	Building Allocated	31,873	39,462	26,846	26,846	59,852	122.95%
46030	Vehicle Allocated	95,966	126,697	159,997	159,997	136,736	-14.54%
	Sub-total	1,853,312	2,002,594	2,452,671	2,237,570	2,124,098	-13.40%
N6012	Hazard/Nuisance Abatement	4,879	1,255	7,575	6,000	7,500	-0.99%
	Sub-total	4,879	1,255	7,575	6,000	7,500	-0.99%
<b>TOTAL CODE ENFORCEMENT</b>		<b>1,858,191</b>	<b>2,003,849</b>	<b>2,460,246</b>	<b>2,243,570</b>	<b>2,131,598</b>	<b>-13.36%</b>
<b>1006500</b>	<b>R.O.W. PERMITS &amp; INSPECTIONS</b>						
41000	Full-Time Salaries	542,798	585,798	669,848	585,559	660,827	-1.35%
41020	Over-Time Salaries	75,771	56,518	74,844	74,000	74,800	-0.06%
41070	Employee Svcs Allocated	367,257	394,176	427,028	427,028	297,372	-30.36%
43000	Office Supplies	679	305	960	720	960	0.00%
43030	Postage	0	0	50	0	0	-100.00%
43040	Uniforms	2,424	2,774	3,000	2,607	3,000	0.00%
43050	Operate Equip/Prgrm Supplies	1,476	3,570	4,680	1,650	4,000	-14.53%
43210	Printing & Binding	260	184	250	71	200	-20.00%
43310	Dues & Publications	0	1,095	500	0	500	0.00%
43320	Training/Education/Mtgs	2,185	3,690	3,640	1,439	3,640	0.00%
46000	Central Services Allocated	29,775	26,779	36,072	36,072	28,588	-20.75%
46010	Insurance Allocated	0	0	87,080	87,080	72,691	-16.52%
46020	Building Allocated	24,223	30,499	18,770	18,770	41,377	120.44%
46030	Vehicle Allocated	79,708	107,068	112,742	112,742	115,487	2.43%
<b>TOTAL R.O.W. PERMITS &amp; INSPECTIONS</b>		<b>1,126,556</b>	<b>1,212,456</b>	<b>1,439,464</b>	<b>1,347,738</b>	<b>1,303,442</b>	<b>-9.45%</b>

**City of Chino**  
**Expenditure Detail By Fund By Program By Object By Project**

Obj/Prj No.	Description	2023 Actual	2024 Actual	2025 Budget	2025 Projected	2026 Proposed	%CHG Bgt/Bgt
<b>100</b>	<b>GENERAL FUND</b>						
<b>1006600</b>	<b>ADA ACCESSIBILITY</b>						
41000	Full-Time Salaries	187,906	206,605	304,681	270,761	293,334	-3.72%
41070	Employee Svcs Allocated	128,670	136,561	194,234	194,234	132,000	-32.04%
43000	Office Supplies	217	238	470	0	470	0.00%
43030	Postage	0	0	25	0	25	0.00%
43050	Operate Equip/Prgm Supplies	0	0	250	24	250	0.00%
43070	Software Licenses/Subscription	0	0	0	0	1,500	0.00%
43210	Printing & Binding	0	0	52	0	100	92.31%
43310	Dues & Publications	0	0	2,100	0	0	-100.00%
43315	Mileage Reimbursement	0	0	200	0	200	0.00%
43320	Training/Education/Mtgs	0	0	0	149	2,000	0.00%
43650	Other Contractual	0	0	0	0	2,000	0.00%
46000	Central Services Allocated	10,544	8,412	13,420	13,420	10,693	-20.32%
46010	Insurance Allocated	0	0	31,992	31,992	26,400	-17.48%
46020	Building Allocated	8,487	10,566	8,538	8,538	18,367	115.12%
	Sub-total	335,824	362,382	555,962	519,118	487,339	-12.34%
N6024	S.B.1186 A.D.A. C.A.S.P	9,314	7,097	28,000	10,580	19,200	-31.43%
N6034	A.D.A. Transition Plan	198,006	340,643	0	0	0	0.00%
N6702	A.D.A. Survey R.O.W. City Islids	0	0	50,000	0	0	-100.00%
	Sub-total	207,320	347,740	78,000	10,580	19,200	-75.38%
<b>TOTAL ADA ACCESSIBILITY</b>		<b>543,144</b>	<b>710,122</b>	<b>633,962</b>	<b>529,698</b>	<b>506,539</b>	<b>-20.10%</b>
<b>1007000</b>	<b>PUBLIC WORKS ADMINISTRATION</b>						
41000	Full-Time Salaries	100,738	109,502	220,112	164,041	211,279	-4.01%
41010	Part-Time Salaries	121	78,416	0	0	0	0.00%
41020	Over-Time Salaries	199	674	500	200	500	0.00%
41030	Temporary Services	4,269	0	0	0	0	0.00%
41070	Employee Svcs Allocated	78,188	116,964	140,321	140,321	95,076	-32.24%
43000	Office Supplies	1,853	1,718	2,000	1,989	2,000	0.00%
43030	Postage	555	383	500	300	500	0.00%
43040	Uniforms	0	0	0	0	150	0.00%
43050	Operate Equip/Prgm Supplies	82	0	100	0	200	100.00%
43210	Printing & Binding	192	217	150	151	150	0.00%
43310	Dues & Publications	596	740	1,000	800	1,000	0.00%
43315	Mileage Reimbursement	0	0	50	359	200	300.00%
43320	Training/Education/Mtgs	1,611	3,291	6,000	5,655	10,000	66.67%
43440	Telephone/I.S.P. Utilities	42	38	100	0	100	0.00%
43500	City Atty Services	3,272	6,437	5,000	4,433	0	-100.00%
43580	Maint/Contract Repair Svcs	2,369	0	2,750	0	0	-100.00%
43650	Other Contractual	21,413	48,865	50,000	646	20,000	-60.00%
46000	Central Services Allocated	8,727	11,008	12,425	12,425	9,626	-22.53%
46010	Insurance Allocated	20,110	27,607	28,615	28,615	23,241	-18.78%
46020	Building Allocated	36,031	48,229	29,394	29,394	65,275	122.07%
	Sub-total	280,368	454,089	499,017	389,329	439,297	-11.97%
MS260	Urban Forest Mgmt Plan	0	0	0	0	250,000	0.00%
N7207	D.I.F. Admin Supp Svcs	0	0	175,000	175,000	175,000	0.00%
	Sub-total	0	0	175,000	175,000	425,000	142.86%
<b>TOTAL PUBLIC WORKS ADMINISTRATION</b>		<b>280,368</b>	<b>454,089</b>	<b>674,017</b>	<b>564,329</b>	<b>864,297</b>	<b>28.23%</b>

**City of Chino**  
**Expenditure Detail By Fund By Program By Object By Project**

Obj/Prj No.	Description	2023 Actual	2024 Actual	2025 Budget	2025 Projected	2026 Proposed	%CHG Bgt/Bgt
<b>100</b>	<b>GENERAL FUND</b>						
<b>1007010</b>	<b>DEVELOPMENT ENGINEERING</b>						
41000	Full-Time Salaries	619,444	627,468	630,090	517,306	657,470	4.35%
41010	Part-Time Salaries	22,721	27,624	37,544	33,567	39,429	5.02%
41070	Employee Svcs Allocated	448,780	492,930	401,682	401,682	295,862	-26.34%
43000	Office Supplies	1,016	1,401	1,500	1,000	1,000	-33.33%
43030	Postage	114	217	260	64	260	0.00%
43040	Uniforms	0	0	0	110	0	0.00%
43050	Operate Equip/Prgrm Supplies	0	25	420	0	420	0.00%
43070	Software Licenses/Subscription	960	0	0	2,800	3,000	0.00%
43200	Advertisement/ Legal Notices	0	0	250	232	250	0.00%
43210	Printing & Binding	68	276	260	256	260	0.00%
43310	Dues & Publications	947	2,034	3,120	1,616	2,500	-19.87%
43315	Mileage Reimbursement	0	0	100	0	0	-100.00%
43320	Training/Education/Mtgs	2,189	3,120	3,120	445	3,120	0.00%
43500	City Atty Services	52,143	32,598	90,000	30,000	0	-100.00%
43570	Plan Checking Services	714,739	555,696	776,300	475,000	700,000	-9.83%
43650	Other Contractual	1,157	12,689	73,700	31,000	50,000	-32.16%
46000	Central Services Allocated	61,441	51,586	61,596	61,596	44,637	-27.53%
46010	Insurance Allocated	55,099	65,064	86,793	86,793	76,659	-11.68%
46020	Building Allocated	31,098	40,173	18,708	18,708	43,636	133.25%
46030	Vehicle Allocated	59,481	78,529	86,018	86,018	90,334	5.02%
	Sub-total	2,071,397	1,991,430	2,271,461	1,748,193	2,008,837	-11.56%
MS205	Storm Drain Master Plan Preserve	16,060	0	0	0	0	0.00%
MS254	Tm 18903 Ruberized Emulsion Agc	0	0	52,087	52,087	0	-100.00%
N3001	CFD 2003-3 I.A.1 & I.A.2 Lewis	113,216	59,313	135,000	85,000	160,000	18.52%
N3007	CFD 2005-1 I.A. 2/3/4 College Pk	1,835	0	0	0	0	0.00%
N3016	CFD 2016-1 K.B. Homes	16,264	9,385	25,000	25,000	25,000	0.00%
N3162	CFD 2016-2 Lennar/Univ Pk	24,469	2,040	40,000	5,000	35,000	-12.50%
N3191	CFD 2019-1 Lennar Landings	10,765	0	0	0	0	0.00%
N6031	Chino Airport R.O.W./Scannell	45,072	0	0	0	0	0.00%
N7207	D.I.F. Admin Supp Svcs	0	0	201,208	201,208	0	-100.00%
N7603	Edison Ave Improvements	0	2,430	15,000	0	5,000	-66.67%
R6221	Union Pacific East End Ave-Reimb	1,641	2,665	0	0	0	0.00%
ST203	Pine Ave Improvements/Chino	813,962	2,147,010	0	0	0	0.00%
	Sub-total	1,043,284	2,222,843	468,295	368,295	225,000	-51.95%
<b>TOTAL DEVELOPMENT ENGINEERING</b>		<b>3,114,681</b>	<b>4,214,273</b>	<b>2,739,756</b>	<b>2,116,488</b>	<b>2,233,837</b>	<b>-18.47%</b>

**City of Chino**  
**Expenditure Detail By Fund By Program By Object By Project**

Obj/Prj No.	Description	2023 Actual	2024 Actual	2025 Budget	2025 Projected	2026 Proposed	%CHG Bgt/Bgt
<b>100</b>	<b>GENERAL FUND</b>						
<b>1009020</b>	<b>ECONOMIC DEVELOPMENT</b>						
41000	Full-Time Salaries	133,619	179,160	331,216	257,796	350,862	5.93%
41010	Part-Time Salaries	6,543	21,202	42,883	21,000	47,289	10.27%
41070	Employee Svcs Allocated	85,025	130,011	211,150	211,150	157,888	-25.22%
43000	Office Supplies	723	619	1,200	1,200	1,200	0.00%
43030	Postage	1	313	550	250	250	-54.55%
43040	Uniforms	0	0	600	600	0	-100.00%
43050	Operate Equip/Prgm Supplies	1,656	9,396	7,000	9,291	9,978	42.54%
43070	Software Licenses/Subsription	0	786	4,568	8,678	9,055	98.23%
43200	Advertisement/ Legal Notices	18,812	12,500	4,900	4,900	4,900	0.00%
43210	Printing & Binding	54	1,954	2,500	1,175	1,300	-48.00%
43310	Dues & Publications	10,401	19,215	16,923	21,828	22,078	30.46%
43315	Mileage Reimbursement	0	326	500	300	300	-40.00%
43320	Training/Education/Mtgs	19,429	16,703	73,300	20,234	149,585	104.07%
43500	City Atty Services	2,895	5,135	7,000	7,000	0	-100.00%
43650	Other Contractual	20,725	24,479	84,000	122,910	124,410	48.11%
46000	Central Services Allocated	98,065	102,496	102,693	102,693	99,545	-3.07%
46010	Insurance Allocated	11,596	21,767	39,281	39,281	35,834	-8.78%
46020	Building Allocated	8,759	12,804	13,572	13,572	31,200	129.89%
48090	Other Equipment	0	6,949	0	0	0	0.00%
	Sub-total	418,303	565,815	943,836	843,858	1,045,674	10.79%
N9000	OPA C.H. Ford	142,330	50,267	0	0	0	0.00%
N9001	OPA T&T Investments	287,130	799,519	744,000	956,939	990,000	33.06%
N9003	OPA Fisher Scientific	2,415,915	2,214,867	2,360,000	2,400,527	2,500,000	5.93%
N9005	Recycle Market Development Zone	0	0	1,000	0	1,000	0.00%
N9008	I.C.S.C. Conference	14,409	30,575	0	64,506	0	0.00%
R2260	Chino Ford Freeway Sign	0	0	0	0	287,000	0.00%
	Sub-total	2,859,784	3,095,228	3,105,000	3,421,972	3,778,000	21.67%
TOTAL ECONOMIC DEVELOPMENT		3,278,087	3,661,043	4,048,836	4,265,830	4,823,674	19.14%
TOTAL GENERAL FUND		108,550,329	115,185,602	146,235,072	131,889,679	132,620,586	-9.31%
<b>101</b>	<b>SUCCR AGENCY ADMIN COST FUND</b>						
<b>1019000</b>	<b>SUCCR AGENCY ADMIN COST FUND</b>						
41000	Full-Time Salaries	89,962	0	0	0	0	0.00%
41070	Employee Svcs Allocated	59,008	0	0	0	0	0.00%
43515	Financial Services	3,337	0	0	0	0	0.00%
46000	Central Services Allocated	5,405	0	0	0	0	0.00%
46010	Insurance Allocated	6,571	0	0	0	0	0.00%
46020	Building Allocated	4,398	0	0	0	0	0.00%
	Sub-total	168,681	0	0	0	0	0.00%
ST163	Edison Ave Improvements	18,741	0	0	0	0	0.00%
	Sub-total	18,741	0	0	0	0	0.00%
TOTAL SUCCR AGENCY ADMIN COST FUND		187,422	0	0	0	0	0.00%
TOTAL SUCCR AGENCY ADMIN COST FUND		187,422	0	0	0	0	0.00%

**City of Chino**  
**Expenditure Detail By Fund By Program By Object By Project**

Obj/Prj No.	Description	2023 Actual	2024 Actual	2025 Budget	2025 Projected	2026 Proposed	%CHG Bgt/Bgt
<b>102</b>	<b>LOCAL PUBLIC SAFETY</b>						
<b>1021000</b>	<b>LOCAL PUBLIC SAFETY</b>						
40001	Transfers Out	1,349,682	1,311,732	1,342,000	1,357,621	1,357,500	1.15%
TOTAL LOCAL PUBLIC SAFETY		1,349,682	1,311,732	1,342,000	1,357,621	1,357,500	1.15%
TOTAL LOCAL PUBLIC SAFETY		<b>1,349,682</b>	<b>1,311,732</b>	<b>1,342,000</b>	<b>1,357,621</b>	<b>1,357,500</b>	<b>1.15%</b>
<b>103</b>	<b>SALES TAX MEASURE V</b>						
<b>1031000</b>	<b>SALES TAX MEASURE V</b>						
40001	Transfers Out	0	0	26,000,000	0	0	-1,937.41%
TOTAL SALES TAX MEASURE V		0	0	26,000,000	0	0	-100.00%
TOTAL SALES TAX MEASURE V		<b>0</b>	<b>0</b>	<b>26,000,000</b>	<b>0</b>	<b>0</b>	<b>-100.00%</b>
<b>105</b>	<b>TRAFFIC SAFETY</b>						
<b>1051000</b>	<b>TRAFFIC SAFETY</b>						
40001	Transfers Out	95,600	110,619	71,200	72,544	72,400	0.09%
TOTAL TRAFFIC SAFETY		95,600	110,619	71,200	72,544	72,400	1.69%
TOTAL TRAFFIC SAFETY		<b>95,600</b>	<b>110,619</b>	<b>71,200</b>	<b>72,544</b>	<b>72,400</b>	<b>1.69%</b>
<b>120</b>	<b>ASSET FORFEIT/DEPT OF JUSTICE</b>						
<b>12040002</b>	<b>ASSET FORFEITURE/DEPTOFJUSTICE</b>						
43050	Operate Equip/Prgrm Supplies	19,921	0	0	0	0	0.00%
48040	Computers & Related Equip	9,845	0	0	0	0	0.00%
48090	Other Equipment	11,411	0	0	0	0	0.00%
	Sub-total	41,177	0	0	0	0	0.00%
G4232	Federal Asset Forf-Equip	68,990	0	0	0	0	0.00%
G4237	Federal Asset Forf- Equip.	84,138	0	0	0	0	0.00%
G4238	Federal Asset Forf Equip	84,750	0	0	0	0	0.00%
G4240	Federal Asset Forf-Equip	15,368	0	0	0	0	0.00%
G4241	Federal Asset Forfeiture-K-9	0	21,702	0	0	0	0.00%
G4242	Federal Asset Forfeiture Dare Prog	0	11,485	0	0	0	0.00%
G424F	Federal Asset Forfeiture Equip Pur	0	4,423	0	38,650	0	0.00%
G424G	Fed Asset Fort. Swat Equip.	0	0	0	42,698	0	0.00%
G4255	Federal Asset Funds-K9	0	0	23,794	18,429	0	-100.00%
G4257	Federal Asset Grant - Off Rd Vehic	0	0	47,196	47,196	0	-100.00%
G4259	Asset Forf Swat Team Equipment	0	0	19,868	19,597	0	-100.00%
	Sub-total	253,246	37,610	90,858	166,570	0	-100.00%
TOTAL ASSET FORFEITURE/DEPTOFJUST		294,423	37,610	90,858	166,570	0	-100.00%
TOTAL ASSET FORFEIT/DEPT OF JUSTICE		<b>294,423</b>	<b>37,610</b>	<b>90,858</b>	<b>166,570</b>	<b>0</b>	<b>-100.00%</b>
<b>123</b>	<b>ASSET FORFEIT/STATE 15% DRUG</b>						
<b>12340002</b>	<b>ASSET FORFEITURE</b>						
43300	Refund-Reimburse-Sponsorship	0	770	0	0	0	0.00%
TOTAL ASSET FORFEITURE		0	770	0	0	0	0.00%
TOTAL ASSET FORFEIT/STATE 15% DRUG		<b>0</b>	<b>770</b>	<b>0</b>	<b>0</b>	<b>0</b>	<b>0.00%</b>

**City of Chino**  
**Expenditure Detail By Fund By Program By Object By Project**

Obj/Prj No.	Description	2023 Actual	2024 Actual	2025 Budget	2025 Projected	2026 Proposed	%CHG Bgt/Bgt
<b>130</b>	<b>AB 3229-STATE GRANT</b>						
<b>1304000</b>	<b>AB 3229 STATE COPS GRANT</b>						
40023	CAP Outlay Subscript Assets	68,570	0	0	0	0	0.00%
40024	Software Exp Contra Account	-11,800	-11,800	0	0	0	0.00%
44001	Debt Svc Sbita Principal	11,654	11,192	0	0	0	0.00%
44011	Debt Svc Sbita Interest	146	608	0	0	0	0.00%
	Sub-total	68,570	0	0	0	0	0.00%
G4205	2020 Cops Grant	32,005	0	0	0	0	0.00%
G4219	2021 Cops Grant	123,408	17,335	0	0	0	0.00%
G4224	2021 Cops State Grant	15,694	128,391	0	28,208	0	0.00%
G4236	2023 Cops Grant	0	9,546	0	94,806	0	0.00%
G4249	2023-24 Cops Eleas	0	0	137,125	0	0	-100.00%
G4256	2025 Cops Eleas Grant	0	0	142,976	0	0	-100.00%
G4904	2019 Cops Grant	0	893	0	0	0	0.00%
	Sub-total	171,107	156,165	280,101	123,014	0	-100.00%
TOTAL AB 3229 STATE COPS GRANT		239,677	156,165	280,101	123,014	0	-100.00%
TOTAL AB 3229-STATE GRANT		239,677	156,165	280,101	123,014	0	-100.00%
<b>135</b>	<b>JUSTICE ASSISTANCE GRANT</b>						
<b>1354000</b>	<b>JUSTICE ASSIST GRANT</b>						
G4211	FY18 Justice Assistance Grant	0	14,609	0	0	0	0.00%
G4212	FY19 Justice Assistance Grant	0	8,309	0	6,266	0	0.00%
G4226	FY20 Justice Assistance Grant	0	14,129	0	0	0	0.00%
G4227	FY21 Justice Assistance Grant	0	19,393	0	0	0	0.00%
G4239	FY22 Justice Assistance Grant	0	22,413	0	0	0	0.00%
G424C	2023 Justice Assistance Grant	0	0	0	24,141	0	0.00%
	Sub-total	0	78,853	0	30,407	0	0.00%
TOTAL JUSTICE ASSIST GRANT		0	78,853	0	30,407	0	0.00%
TOTAL JUSTICE ASSISTANCE GRANT		0	78,853	0	30,407	0	0.00%
<b>220</b>	<b>DIF BRIDGES/SIGNALS/THOROUGH</b>						
<b>2201000</b>	<b>BRIDGES/SIGNALS/THOROUGHFARE</b>						
40001	Transfers Out	5,795,798	2,246,793	21,405,371	5,036,792	11,071,940	-48.27%
TOTAL BRIDGES/SIGNALS/THOROUGHFAI		5,795,798	2,246,793	21,405,371	5,036,792	11,071,940	-48.27%
TOTAL DIF BRIDGES/SIGNALS/THOROUGH		5,795,798	2,246,793	21,405,371	5,036,792	11,071,940	-48.27%
<b>231</b>	<b>DIF LAW ENFORCEMENT</b>						
<b>2311000</b>	<b>LAW ENFORCEMENT DIF</b>						
40001	Transfers Out	193,997	96,235	2,703,336	0	2,703,336	0.00%
TOTAL LAW ENFORCEMENT DIF		193,997	96,235	2,703,336	0	2,703,336	0.00%
TOTAL DIF LAW ENFORCEMENT		193,997	96,235	2,703,336	0	2,703,336	0.00%
<b>232</b>	<b>DIF FIRE PROTECTION</b>						
<b>2321000</b>	<b>FIRE PROTECTION DIF</b>						
40001	Transfers Out	0	0	290,949	0	0	-1.36%
47015	Loan Repay Fire 1 & 7	447,856	589,353	0	0	0	0.00%
TOTAL FIRE PROTECTION DIF		447,856	589,353	290,949	0	0	-100.00%
TOTAL DIF FIRE PROTECTION		447,856	589,353	290,949	0	0	-100.00%

**City of Chino**  
**Expenditure Detail By Fund By Program By Object By Project**

Obj/Prj No.	Description	2023 Actual	2024 Actual	2025 Budget	2025 Projected	2026 Proposed	%CHG Bgt/Bgt
<b>253</b>	<b>DIF WATER</b>						
<b>2531000</b>	<b>WATER DIF</b>						
40001	Transfers Out	640,878	404,097	0	0	0	0.00%
TOTAL WATER DIF		640,878	404,097	0	0	0	0.00%
TOTAL DIF WATER		640,878	404,097	0	0	0	0.00%
<b>255</b>	<b>DIF STORM DRAIN</b>						
<b>2551000</b>	<b>STORM DRAIN DIF</b>						
40001	Transfers Out	0	1,178,914	500,000	0	500,000	0.00%
TOTAL STORM DRAIN DIF		0	1,178,914	500,000	0	500,000	0.00%
TOTAL DIF STORM DRAIN		0	1,178,914	500,000	0	500,000	0.00%
<b>260</b>	<b>DIF BRDG/SGNL/THRGFR PRESERVE</b>						
<b>2601000</b>	<b>BRDG/SGNL/THRGFR PRESERVE DIF</b>						
40001	Transfers Out	2,423,994	3,701,317	22,961,957	6,608,546	7,058,587	0.00%
TOTAL BRDG/SGNL/THRGFR PRESERVE DIF		2,423,994	3,701,317	22,961,957	6,608,546	7,058,587	-69.26%
TOTAL DIF BRDG/SGNL/THRGFR PRESERVE		2,423,994	3,701,317	22,961,957	6,608,546	7,058,587	-69.26%
<b>261</b>	<b>DIF WATER PRESERVE</b>						
<b>2611000</b>	<b>WATER PRESERVE DIF</b>						
40001	Transfers Out	2,485,406	963,378	78,988	0	0	-100.00%
TOTAL WATER PRESERVE DIF		2,485,406	963,378	78,988	0	0	-100.00%
TOTAL DIF WATER PRESERVE		2,485,406	963,378	78,988	0	0	-100.00%
<b>262</b>	<b>DIF SEWER PRESERVE</b>						
<b>2621000</b>	<b>SEWER PRESERVE DIF</b>						
40001	Transfers Out	400,000	500,438	250,663	250,663	0	-317.34%
TOTAL SEWER PRESERVE DIF		400,000	500,438	250,663	250,663	0	-100.00%
TOTAL DIF SEWER PRESERVE		400,000	500,438	250,663	250,663	0	-100.00%
<b>263</b>	<b>DIF STORM DRAIN PRESERVE</b>						
<b>2631000</b>	<b>STORM DRAIN PRESERVE DIF</b>						
40001	Transfers Out	3,261,132	564,417	1,812,428	91,330	1,721,098	-115.63%
TOTAL STORM DRAIN PRESERVE DIF		3,261,132	564,417	1,812,428	91,330	1,721,098	-5.04%
TOTAL DIF STORM DRAIN PRESERVE		3,261,132	564,417	1,812,428	91,330	1,721,098	-5.04%



**City of Chino**  
**Expenditure Detail By Fund By Program By Object By Project**

Obj/Prj No.	Description	2023 Actual	2024 Actual	2025 Budget	2025 Projected	2026 Proposed	%CHG Bgt/Bgt
<b>310</b>	<b>CITY AFFORD HOUSING</b>						
<b>31062051</b>	<b>CITY AFFORD HOME IMP GRANT</b>						
47070	Private Rehab Costs	0	0	84,494	80,000	0	-100.00%
	Sub-total	0	0	84,494	80,000	0	-100.00%
G6068	Valdivia, Maria T H.I.G.	10,900	0	0	0	0	0.00%
G6071	Nunez, Laura H.I.G.	0	13,275	0	0	0	0.00%
G6124	Venture,M H.I.G.	8,425	0	0	0	0	0.00%
G6125	Valverde,A H.I.G.	14,555	0	0	0	0	0.00%
G6162	Rosell,Shonee M H.I.G.	9,890	0	0	0	0	0.00%
G6163	Villa,P/Karas,T H.I.G.	17,790	0	0	0	0	0.00%
G6164	Hensley,S H.I.G.	14,662	0	0	0	0	0.00%
G6165	Arcides,R & V Home Imp Grant	14,789	0	0	0	0	0.00%
G6166	Izquierdo, Edward H.I.G.	5,875	0	0	0	0	0.00%
G6167	Billings,B H.I.G.	0	14,700	0	0	0	0.00%
G6169	Nacarro, R H.I.G	0	15,280	0	0	0	0.00%
G6170	Kano, Alena H.I.G.	0	16,589	0	0	0	0.00%
G623A	Favela, Perla H.I.G.	16,750	0	0	0	0	0.00%
G6242	Lira, Eduardo H.I.G.	0	15,450	0	0	0	0.00%
G6243	Mendoza, Florante H.I.G.	0	18,405	0	0	0	0.00%
G6244	Lawson, Hilda H.I.G.	0	10,979	0	0	0	0.00%
G6245	Duenas, Yolanda H.I.G.	0	18,530	0	0	0	0.00%
G6246	Twinkle & Neela Shah H.I.G.	0	0	0	15,100	0	0.00%
G624B	CAmacho, M H.I.G.	0	16,140	0	0	0	0.00%
G6251	Portillo, A H.I.G	0	0	0	5,050	0	0.00%
G6252	Rodriguez, M & O H.I.G.	0	0	0	6,140	0	0.00%
G6253	Stoker,S H.I.G.	0	0	0	15,624	0	0.00%
G6254	Marban, J H.I.G.	0	0	0	14,800	0	0.00%
G6255	CArmona, Betty Grace	0	0	0	9,440	0	0.00%
	Sub-total	113,636	139,348	0	66,154	0	0.00%
<b>TOTAL CITY AFFORD HOME IMP GRANT</b>		<b>113,636</b>	<b>139,348</b>	<b>84,494</b>	<b>146,154</b>	<b>0</b>	<b>-100.00%</b>
<b>31062055</b>	<b>CITY AFFORD HOME IMP LOAN</b>						
47070	Private Rehab Costs	0	0	195,506	120,000	280,000	43.22%
	Sub-total	0	0	195,506	120,000	280,000	43.22%
L6071	Nunez,Laura C.A.H.L.	0	34,700	0	0	0	0.00%
L6072	Ortiz, M H.I.L.	0	43,824	0	0	0	0.00%
L6165	Arcides, Reynaldo/Viola H.I.G.	15,009	0	0	0	0	0.00%
L6170	Kano, Alena H.I.L.	0	11,527	0	0	0	0.00%
L6230	Favela, Perla H.I.L.	39,287	0	0	0	0	0.00%
L6242	Lira, Edward H.I.L.	0	8,700	0	0	0	0.00%
L6243	Rudolph/Connie Berumen H.I.L.	0	0	0	34,550	0	0.00%
L6246	Twinkle/Neela Shah H.I.L.	0	0	0	56,482	0	0.00%
	Sub-total	54,296	98,751	0	91,032	0	0.00%
<b>TOTAL CITY AFFORD HOME IMP LOAN</b>		<b>54,296</b>	<b>98,751</b>	<b>195,506</b>	<b>211,032</b>	<b>280,000</b>	<b>43.22%</b>

**City of Chino**  
**Expenditure Detail By Fund By Program By Object By Project**

Obj/Prj No.	Description	2023 Actual	2024 Actual	2025 Budget	2025 Projected	2026 Proposed	%CHG Bgt/Bgt
<b>310</b>	<b>CITY AFFORD HOUSING</b>						
<b>3106210</b>	<b>CITY AFFORDABLE HOUSING</b>						
41000	Full-Time Salaries	153,167	161,656	205,075	230,204	253,453	23.59%
41020	Over-Time Salaries	39	0	0	0	0	0.00%
41070	Employee Svcs Allocated	115,890	201,379	130,735	130,735	114,054	-12.76%
43000	Office Supplies	352	372	418	30	418	0.00%
43030	Postage	284	295	314	289	314	0.00%
43050	Operate Equip/Prgrm Supplies	0	0	520	0	520	0.00%
43070	Software Licenses/Subscription	0	0	10,000	2,500	5,000	-50.00%
43210	Printing & Binding	0	31	104	0	104	0.00%
43310	Dues & Publications	0	0	100	0	100	0.00%
43320	Training/Education/Mtgs	0	0	500	473	500	0.00%
43500	City Atty Services	4,423	9,736	10,000	7,000	10,000	0.00%
43650	Other Contractual	2,120	14,386	16,000	12,000	16,000	0.00%
46000	Central Services Allocated	10,342	12,752	16,444	16,444	14,937	-9.16%
46010	Insurance Allocated	12,967	23,997	21,533	21,533	22,811	5.94%
46020	Building Allocated	7,644	15,581	9,953	9,953	25,082	152.00%
47030	Opernl Exp Acquired	1,603	3,007	5,000	1,500	5,000	0.00%
	Sub-total	308,831	443,192	426,696	432,661	468,293	9.75%
G6068	Valdivia, Maria T H.I.G.	525	0	0	0	0	0.00%
G6071	Nunez, Laura H.I.G.	0	375	0	0	0	0.00%
G6123	Ventura,M Cal Home Reuse	525	0	0	0	0	0.00%
G6125	Valverde,A H.I.G.	375	0	0	0	0	0.00%
G6162	Rosell,Shonee M H.I.G.	375	0	0	0	0	0.00%
G6163	Villa,P/Karas,T H.I.G.	525	0	0	0	0	0.00%
G6164	Hensley,S H.I.G.	375	0	0	0	0	0.00%
G6165	Arcides,R & V Home Imp Grant	375	0	0	0	0	0.00%
G6166	Izquierdo, Edward H.I.G.	375	0	0	0	0	0.00%
G6167	Billings,B H.I.G.	0	375	0	0	0	0.00%
G6169	Nacarro, R H.I.G	0	525	0	0	0	0.00%
G6170	Kano, Alena H.I.G.	0	375	0	0	0	0.00%
G623A	Favela, Perla H.I.G.	375	0	0	0	0	0.00%
G6242	Lira, Eduardo H.I.G.	0	375	0	0	0	0.00%
G6243	Mendoza, Florante H.I.G.	0	375	0	0	0	0.00%
G6244	Lawson, Hilda H.I.G.	0	375	0	0	0	0.00%
G6245	Duenas, Yolanda H.I.G.	0	375	0	0	0	0.00%
G6246	Twinkle & Neela Shah H.I.G.	0	0	0	375	0	0.00%
G624B	CAmacho, M H.I.G.	0	525	0	19	0	0.00%
G6251	Portillo, A H.I.G	0	0	0	456	0	0.00%
G6253	Stoker,S H.I.G.	0	0	0	375	0	0.00%
G6254	Marban, J H.I.G.	0	0	0	375	0	0.00%
G6255	CArmona, Betty Grace	0	0	0	375	0	0.00%
G8029	CDBG Landlord Tenant Mediation	15,000	0	0	0	0	0.00%
L6072	Ortiz, M H.I.L.	0	375	0	0	0	0.00%
L6243	Rudolph/Connie Berumen H.I.L.	0	0	0	375	0	0.00%
L6253	Hernandez, R Cal Home 2023	0	0	0	525	0	0.00%
L6254	Pena, Michal Cal Hm 2023	0	0	0	525	0	0.00%
N6007	Emergency Vouchers	90,765	73,923	250,000	120,000	250,000	0.00%
N6027	Social Work Action Group	70,108	0	0	0	0	0.00%
N8058	Homeless Outreach Services	0	33,360	245,785	190,686	213,341	-13.20%
	Sub-total	179,698	111,333	495,785	314,086	463,341	-6.54%
<b>TOTAL CITY AFFORDABLE HOUSING</b>		<b>488,529</b>	<b>554,525</b>	<b>922,481</b>	<b>746,747</b>	<b>931,634</b>	<b>0.99%</b>

# City of Chino

## Expenditure Detail By Fund By Program By Object By Project

Obj/Prj No.	Description	2023 Actual	2024 Actual	2025 Budget	2025 Projected	2026 Proposed	%CHG Bgt/Bgt
TOTAL CITY AFFORD HOUSING		656,461	792,624	1,202,481	1,103,933	1,211,634	0.76%

**City of Chino**  
**Expenditure Detail By Fund By Program By Object By Project**

Obj/Prj No.	Description	2023 Actual	2024 Actual	2025 Budget	2025 Projected	2026 Proposed	%CHG Bgt/Bgt
<b>320</b>	<b>TRANSPORTATION</b>						
<b>3201000</b>	<b>TRANSPORTATION</b>						
40001	Transfers Out	45,072	0	4,764,984	0	0	-100.00%
40004	Retention Payable C.I.P.	-180,962	-77,593	0	0	0	0.00%
<b>TOTAL TRANSPORTATION</b>		<b>-135,890</b>	<b>-77,593</b>	<b>4,764,984</b>	<b>0</b>	<b>0</b>	<b>-100.00%</b>

# City of Chino

## Expenditure Detail By Fund By Program By Object By Project

Obj/Prj No.	Description	2023 Actual	2024 Actual	2025 Budget	2025 Projected	2026 Proposed	%CHG Bgt/Bgt
<b>320</b>	<b>TRANSPORTATION</b>						
<b>3207100</b>	<b>TRANSPORTATION ENGINEERING</b>						
41000	Full-Time Salaries	329,752	370,279	653,984	521,711	757,065	15.76%
41010	Part-Time Salaries	0	56,685	0	0	0	0.00%
41070	Employee Svcs Allocated	234,267	253,194	416,915	416,915	340,679	-18.29%
43050	Operate Equip/Prgrm Supplies	762	0	1,000	76	500	-50.00%
43070	Software Licenses/Subscription	6,677	12,812	2,500	7,340	12,500	400.00%
43200	Advertisement/ Legal Notices	0	348	800	348	500	-37.50%
43210	Printing & Binding	44	628	700	63	500	-28.57%
43310	Dues & Publications	2,165	2,550	1,250	1,333	2,600	108.00%
43315	Mileage Reimbursement	0	110	50	55	100	100.00%
43320	Training/Education/Mtgs	947	131	1,900	281	1,000	-47.37%
43500	City Atty Services	1,825	5,175	5,000	2,948	0	-100.00%
43560	Eng/Construct Svcs	16,895	9,720	19,760	30,000	30,000	51.82%
43640	Reimburse Capital Public Impro	1,053,413	122,265	4,000,000	4,000,000	0	-100.00%
43650	Other Contractual	55,755	29,153	188,440	50,000	158,200	-16.05%
46000	Central Services Allocated	20,403	19,297	30,356	30,356	32,251	6.24%
46010	Insurance Allocated	40,294	49,058	85,018	85,018	83,277	-2.05%
46020	Building Allocated	17,905	26,916	21,375	21,375	54,726	156.03%
	Sub-total	1,781,104	958,321	5,429,048	5,167,819	1,473,898	-72.85%
G7203	Pine Ave At Sr71 Caltrans Sop Prjt	17,521	18,399	0	20,946	0	0.00%
G7241	Kimball Ave Median Improvements	0	628	0	278,812	0	0.00%
MS202	Sidewalk/Crossing Cedro Imp	153,070	0	0	0	0	0.00%
NC251	Citywide Slurry FY2025	0	0	268,700	0	0	-100.00%
PK183	Monte Vista Pk Restrm & Shade	7,925	0	0	0	0	0.00%
R2501	Merrill Widen/Nterconnect/Euclid	0	0	15,709,101	6,986,659	0	-100.00%
R7200	Central Ave St Rte 60 Improvemen	5,594,031	1,650,487	892,843	2,263,107	0	-100.00%
SN221	Alley Sanitation Rehab 21-22	0	0	641,234	0	771,472	20.31%
ST061	Pine Avenue Connection	455,911	234,240	985,421	1,293,971	0	-100.00%
ST162	Street Rehabilitation FY 2016	690,207	100,132	0	0	0	0.00%
ST163	Edison Ave Improvements	0	0	2,500,000	0	0	-100.00%
ST173	Transportation R.O.W. A.D.A. Imp	783	331	0	142,499	0	0.00%
ST182	FY2018 Bcycl, Ped & Transit Impr	181,195	75,868	0	0	0	0.00%
ST183	FY2019 St Rehab/T.S.M.-Riverside	168,073	0	0	0	0	0.00%
ST203	Pine Ave Improvements/Chino	540,644	478,870	45,000	1,305,218	0	-100.00%
ST204	Pine Ave @ St Route 71 Interchan	50	0	0	0	0	0.00%
ST222	Kimball/Elprado/Central Traff Imp	62,612	0	0	0	0	0.00%
ST223	Madison Street Gap Closure	171,576	7,910	0	0	0	0.00%
ST232	Kimball Ave Preserve Improvemen	100,152	953,173	0	777,791	0	0.00%
ST233	Yorba Ave Street Improvments	32,780	1,071,243	0	239,616	0	0.00%
ST241	Local Street Rehab FY2024	0	167,376	705,400	3,403,520	0	-100.00%
ST242	College Park Roundabout Improve	0	0	0	0	61,000	0.00%
ST243	Euclid Avenue Bridge Project	0	600,038	5,000,000	3,202,158	0	-100.00%
ST252	Local Street Rehab FY25 Asphalt	0	0	50	50	0	-100.00%
ST253	East End Railroad Improvements	0	0	35,000	0	0	-100.00%
TR151	Edison Ave T.S.M. & Interconnect	163,855	0	0	0	0	0.00%
TR171	T.S.M.-Grand/Spectrum East & We	1,166,354	125,831	0	0	0	0.00%
TR212	Traffic Sig. Install M.V. & Walnut	3,905	3,886	0	37,865	900,000	0.00%
TR240	T.S.M. Eucalyptus & Fern	0	7,253	0	914,042	0	0.00%
TR251	FY25 Traffic Signal Intercnct Proj	0	0	250,000	0	0	-100.00%
TR261	Pedestrian Imp - Yorba At Walnut	0	0	0	0	193,600	0.00%
WA224	Water Main Line Repl- B St Alley	0	0	0	0	565,000	0.00%
	Sub-total	9,510,644	5,495,665	27,032,749	20,866,254	2,491,072	-90.78%

**City of Chino**  
**Expenditure Detail By Fund By Program By Object By Project**

Obj/Prj No.	Description	2023 Actual	2024 Actual	2025 Budget	2025 Projected	2026 Proposed	%CHG Bgt/Bgt
<b>320</b>	<b>TRANSPORTATION</b>						
TOTAL TRANSPORTATION ENGINEERING		11,291,748	6,453,986	32,461,797	26,034,073	3,964,970	-87.79%
<b>3207120</b>	<b>TRAFFIC CONTROL</b>						
41000	Full-Time Salaries	73,277	76,308	99,763	99,395	99,763	0.00%
41020	Over-Time Salaries	22	0	0	0	0	0.00%
41070	Employee Svcs Allocated	42,919	50,664	63,599	63,599	44,893	-29.41%
43000	Office Supplies	1,419	647	1,750	1,000	1,500	-14.29%
43030	Postage	1,488	880	3,000	1,000	2,000	-33.33%
43040	Uniforms	0	0	100	70	100	0.00%
43050	Operate Equip/Prgrm Supplies	466,015	318,873	767,100	550,000	767,100	0.00%
43070	Software Licenses/Subscription	24,030	23,100	31,239	49,761	52,250	67.26%
43210	Printing & Binding	0	61	100	0	100	0.00%
43310	Dues & Publications	421	100	150	200	100	-33.33%
43320	Training/Education/Mtgs	125	2,700	1,000	0	1,000	0.00%
43430	Utilities Electric	148,443	177,024	170,000	170,000	200,000	17.65%
43580	Maint/Contract Repair Svcs	919,526	1,618,165	1,683,000	1,683,000	1,683,000	0.00%
46000	Central Services Allocated	67,269	57,743	77,791	77,791	66,530	-14.48%
46010	Insurance Allocated	10,114	12,745	12,969	12,969	10,974	-15.38%
46020	Building Allocated	9,395	11,790	8,782	8,782	18,883	115.02%
48090	Other Equipment	45,173	40,810	75,147	88,876	90,000	19.77%
	Sub-total	1,809,636	2,391,610	2,995,490	2,806,443	3,038,193	1.43%
MS191	Traffic Signal Cabinet Project	306,205	246,665	0	123,975	0	0.00%
	Sub-total	306,205	246,665	0	123,975	0	0.00%
TOTAL TRAFFIC CONTROL		2,115,841	2,638,275	2,995,490	2,930,418	3,038,193	1.43%
<b>32071201</b>	<b>TRAFFIC CONTROL SVC CENTER</b>						
41000	Full-Time Salaries	118,228	121,880	168,923	156,742	161,461	-4.42%
41020	Over-Time Salaries	19,477	18,376	25,650	18,000	25,650	0.00%
41070	Employee Svcs Allocated	78,389	82,776	107,688	107,688	72,657	-32.53%
43000	Office Supplies	1,778	1,105	1,500	1,300	1,500	0.00%
43050	Operate Equip/Prgrm Supplies	88,978	95,768	100,000	96,800	110,000	10.00%
43200	Advertisement/ Legal Notices	0	0	450	0	300	-33.33%
43210	Printing & Binding	256	85	300	0	300	0.00%
43230	Equipment & Misc Rental	1,000	0	1,500	0	1,500	0.00%
43310	Dues & Publications	0	0	100	0	100	0.00%
43320	Training/Education/Mtgs	901	1,209	1,000	500	1,000	0.00%
43580	Maint/Contract Repair Svcs	326,785	241,329	430,000	320,000	400,000	-6.98%
46010	Insurance Allocated	0	0	0	0	17,761	0.00%
48090	Other Equipment	5,747	0	0	0	0	0.00%
TOTAL TRAFFIC CONTROL SVC CENTER		641,539	562,528	837,111	701,030	792,229	-5.36%

**City of Chino**  
**Expenditure Detail By Fund By Program By Object By Project**

Obj/Prj No.	Description	2023 Actual	2024 Actual	2025 Budget	2025 Projected	2026 Proposed	%CHG Bgt/Bgt
<b>320</b>	<b>TRANSPORTATION</b>						
<b>3207130</b>	<b>RIGHT OF WAY MAINTENANCE</b>						
41000	Full-Time Salaries	446,460	468,138	312,577	347,333	356,212	13.96%
41010	Part-Time Salaries	29,595	4,643	43,284	33,683	58,029	34.07%
41020	Over-Time Salaries	40,427	31,186	46,250	35,000	40,000	-13.51%
41070	Employee Svcs Allocated	309,555	273,758	199,268	199,268	160,295	-19.56%
43000	Office Supplies	2,059	1,648	2,000	1,700	2,000	0.00%
43030	Postage	31	31	50	25	50	0.00%
43040	Uniforms	12,119	11,928	14,000	13,500	14,000	0.00%
43050	Operate Equip/Prgrm Supplies	50,627	41,964	54,600	41,959	50,000	-8.42%
43200	Advertisement/ Legal Notices	348	0	350	0	350	0.00%
43230	Equipment & Misc Rental	1,474	65	2,000	92	2,000	0.00%
43310	Dues & Publications	50	600	300	350	350	16.67%
43320	Training/Education/Mtgs	1,445	1,500	1,500	1,500	1,500	0.00%
43440	Telephone/I.S.P. Utilities	0	0	250	110	150	-40.00%
43580	Maint/Contract Repair Svcs	3,447	1,030	10,000	4,680	10,000	0.00%
43650	Other Contractual	1,396	0	0	0	0	0.00%
46000	Central Services Allocated	47,130	40,769	41,826	41,826	33,153	-20.74%
46010	Insurance Allocated	94,116	106,773	46,262	46,262	45,566	-1.50%
46020	Building Allocated	27,630	24,999	11,631	11,631	29,944	157.45%
46030	Vehicle Allocated	622,182	830,077	770,878	770,878	708,651	-8.07%
	Sub-total	1,690,091	1,839,109	1,557,026	1,549,797	1,512,250	-2.88%
N4007	Tropical Storm Hilary	0	1,224	0	0	0	0.00%
	Sub-total	0	1,224	0	0	0	0.00%
<b>TOTAL RIGHT OF WAY MAINTENANCE</b>		<b>1,690,091</b>	<b>1,840,333</b>	<b>1,557,026</b>	<b>1,549,797</b>	<b>1,512,250</b>	<b>-2.88%</b>
<b>3207140</b>	<b>ASPHALT MAINTENANCE</b>						
41000	Full-Time Salaries	275,412	354,466	463,617	396,937	450,054	-2.93%
41010	Part-Time Salaries	37,780	27,788	52,666	52,666	29,622	-43.75%
41020	Over-Time Salaries	17,399	9,295	18,000	10,000	15,000	-16.67%
41070	Employee Svcs Allocated	199,365	218,338	295,556	295,556	202,524	-31.48%
43040	Uniforms	91	199	200	0	200	0.00%
43050	Operate Equip/Prgrm Supplies	83,761	74,782	90,000	80,000	90,000	0.00%
43200	Advertisement/ Legal Notices	0	0	350	0	350	0.00%
43210	Printing & Binding	151	22	200	76	200	0.00%
43230	Equipment & Misc Rental	3,195	2,159	4,000	3,000	3,000	-25.00%
43320	Training/Education/Mtgs	876	1,075	1,000	800	1,000	0.00%
43500	City Atty Services	127	87	200	0	0	-100.00%
43580	Maint/Contract Repair Svcs	511,280	520,866	565,000	524,500	540,000	-4.42%
43650	Other Contractual	1,396	0	0	0	0	0.00%
46000	Central Services Allocated	37,070	33,502	44,398	44,398	35,350	-20.38%
46010	Insurance Allocated	46,183	54,119	67,117	67,117	52,764	-21.39%
46020	Building Allocated	16,901	21,515	16,874	16,874	34,674	105.49%
46030	Vehicle Allocated	131,728	173,911	162,853	162,853	157,326	-3.39%
	Sub-total	1,362,715	1,492,124	1,782,031	1,654,777	1,612,064	-9.54%
N4007	Tropical Storm Hilary	0	470	0	0	0	0.00%
NC231	Citywide Slurry FY2023	1,500,000	0	0	0	0	0.00%
NC241	Citywide Slurry Seal 2024	0	1,941,173	0	0	0	0.00%
NC251	Citywide Slurry FY2025	0	0	1,000,000	0	0	-100.00%
	Sub-total	1,500,000	1,941,643	1,000,000	0	0	-100.00%
<b>TOTAL ASPHALT MAINTENANCE</b>		<b>2,862,715</b>	<b>3,433,767</b>	<b>2,782,031</b>	<b>1,654,777</b>	<b>1,612,064</b>	<b>-42.05%</b>



**City of Chino**  
**Expenditure Detail By Fund By Program By Object By Project**

Obj/Prj No.	Description	2023 Actual	2024 Actual	2025 Budget	2025 Projected	2026 Proposed	%CHG Bgt/Bgt
<b>320</b>	<b>TRANSPORTATION</b>						
<b>3207150</b>	<b>CONCRETE MAINTENANCE</b>						
41000	Full-Time Salaries	144,308	208,794	267,548	252,070	253,617	-5.21%
41010	Part-Time Salaries	21,337	9,434	13,297	8,381	28,863	117.06%
41020	Over-Time Salaries	2,594	3,748	4,000	3,800	4,500	12.50%
41070	Employee Svcs Allocated	97,388	133,350	170,562	170,562	114,128	-33.09%
43050	Operate Equip/Prgrm Supplies	13,482	15,713	25,000	19,313	20,000	-20.00%
43200	Advertisement/ Legal Notices	0	0	350	0	350	0.00%
43210	Printing & Binding	0	0	200	0	200	0.00%
43230	Equipment & Misc Rental	0	0	1,000	0	1,000	0.00%
43580	Maint/Contract Repair Svcs	579,999	291,162	570,000	560,000	580,000	1.75%
46000	Central Services Allocated	21,922	22,276	27,965	27,965	23,747	-15.08%
46010	Insurance Allocated	19,360	26,376	36,510	36,510	31,073	-14.89%
46020	Building Allocated	8,787	13,282	9,179	9,179	20,419	122.45%
46030	Vehicle Allocated	4,622	6,102	5,714	5,714	5,378	-5.88%
<b>TOTAL CONCRETE MAINTENANCE</b>		<b>913,799</b>	<b>730,237</b>	<b>1,131,325</b>	<b>1,093,494</b>	<b>1,083,275</b>	<b>-4.25%</b>
<b>3207160</b>	<b>GRAFFITI ABATEMENT</b>						
41000	Full-Time Salaries	55,660	53,986	73,034	70,627	100,389	37.46%
41010	Part-Time Salaries	30,865	11,446	0	0	0	0.00%
41020	Over-Time Salaries	3,278	825	2,000	112	800	-60.00%
41070	Employee Svcs Allocated	42,957	65,910	46,559	46,559	45,175	-2.97%
43000	Office Supplies	140	150	300	300	300	0.00%
43050	Operate Equip/Prgrm Supplies	2,475	2,512	3,240	2,000	2,800	-13.58%
43440	Telephone/I.S.P. Utilities	46	0	200	0	100	-50.00%
46000	Central Services Allocated	6,273	6,138	5,536	5,536	4,846	-12.46%
46010	Insurance Allocated	13,793	17,065	9,494	9,494	11,043	16.32%
46020	Building Allocated	5,747	7,349	2,387	2,387	7,257	204.02%
46030	Vehicle Allocated	42,175	55,680	51,523	51,523	48,493	-5.88%
<b>TOTAL GRAFFITI ABATEMENT</b>		<b>203,409</b>	<b>221,061</b>	<b>194,273</b>	<b>188,538</b>	<b>221,203</b>	<b>13.86%</b>
<b>3207170</b>	<b>LOCAL STREET OVERLAY</b>						
46000	Central Services Allocated	4	0	0	0	0	0.00%
46010	Insurance Allocated	154	0	0	0	0	0.00%
	Sub-total	158	0	0	0	0	0.00%
MS181	Local Street Overlay	786,556	0	0	0	0	0.00%
	Sub-total	786,556	0	0	0	0	0.00%
<b>TOTAL LOCAL STREET OVERLAY</b>		<b>786,714</b>	<b>0</b>	<b>0</b>	<b>0</b>	<b>0</b>	<b>0.00%</b>
<b>TOTAL TRANSPORTATION</b>		<b>20,369,966</b>	<b>15,802,594</b>	<b>46,724,037</b>	<b>34,152,127</b>	<b>12,224,184</b>	<b>-73.84%</b>
<b>321</b>	<b>TRANSPORTATION TAX (T.D.A.)</b>						
<b>3217180</b>	<b>TDA ARTICLE 3</b>						
G7802	FY17-18 Bcycl, Ped & Transit Impr	271,673	0	0	0	0	0.00%
G7803	FY17-18 Bcycl, Ped & Transit Impr	58,697	0	0	0	0	0.00%
	Sub-total	330,370	0	0	0	0	0.00%
<b>TOTAL TDA ARTICLE 3</b>		<b>330,370</b>	<b>0</b>	<b>0</b>	<b>0</b>	<b>0</b>	<b>0.00%</b>
<b>TOTAL TRANSPORTATION TAX (T.D.A.)</b>		<b>330,370</b>	<b>0</b>	<b>0</b>	<b>0</b>	<b>0</b>	<b>0.00%</b>

**City of Chino**  
**Expenditure Detail By Fund By Program By Object By Project**

Obj/Prj No.	Description	2023 Actual	2024 Actual	2025 Budget	2025 Projected	2026 Proposed	%CHG Bgt/Bgt
<b>322</b>	<b>MEASURE I 2010-2040</b>						
<b>3221000</b>	<b>MEASURE I 2010-2040</b>						
40001	Transfers Out	1,235,532	1,212,461	1,212,825	1,169,247	1,200,000	-1.06%
40004	Retention Payable C.I.P.	6,888	10,051	0	0	0	0.00%
TOTAL MEASURE I 2010-2040		1,242,420	1,222,512	1,212,825	1,169,247	1,200,000	-1.06%
<b>3227190</b>	<b>MEASURE I CAPITAL</b>						
MS181	Local Street Overlay	61,946	0	0	0	0	0.00%
MS202	Sidewalk/Crossing Cedro Imp	361,120	10,396	0	0	0	0.00%
MS222	Preserve/College Park Slurry	29,463	0	0	0	0	0.00%
MS232	Chino Spectrum Traffic Study	0	102,403	0	42,602	0	0.00%
MS236	Traffic Signal Synchronization	0	0	0	8,840	0	0.00%
NC231	Citywide Slurry FY2023	500,000	0	0	0	0	0.00%
NC251	Citywide Slurry FY2025	0	0	281,250	0	0	-100.00%
SN211	Annual Citywide Alley Imp FY2021	65,854	0	0	0	0	0.00%
ST061	Pine Avenue Connection	10,820	175,692	0	10,878	0	0.00%
ST182	FY2018 Bcycl, Ped & Transit Impr	258,269	74,621	0	0	0	0.00%
ST222	Kimball/Elprado/Central Traff Imp	560	0	200,000	0	0	-100.00%
ST232	Kimball Ave Preserve Improvemen	0	0	0	717,809	0	0.00%
ST241	Local Street Rehab FY2024	0	482,971	212,760	16,939	0	-100.00%
ST251	Local Street Rehab FY2025	0	0	343,750	1,028	60,000	-82.55%
ST253	East End Railroad Improvements	0	0	300,000	0	0	-100.00%
TR151	Edison Ave T.S.M. & Interconnect	77,116	0	0	0	0	0.00%
TR152	TS Mod Telephone @ Philidelphia	0	158,018	0	0	0	0.00%
TR172	T.S.M.-Ramona Ave/Schaefer Ave	6,971	0	0	0	0	0.00%
TR211	T.S.M.- Riverside Dr-@Mag And M	0	171,465	0	0	0	0.00%
TR212	Traffic Sig. Install M.V. & Walnut	11,125	32,220	0	6,655	509,000	0.00%
TR214	T.S.M. Philadelphia/Town Square	0	145,214	0	0	0	0.00%
TR221	C.C.T.V. Camera Install Phase Iii	0	0	0	96,868	0	0.00%
TR240	T.S.M. Eucalyptus & Fern	0	0	0	175,000	0	0.00%
TR250	Cctv Camera Installation Ph 4	0	0	225,000	0	0	-100.00%
TR251	FY25 Traffic Signal Intercnct Proj	0	0	100,000	0	0	-100.00%
TR260	Traffic Signal Interconnect	0	0	0	0	143,500	0.00%
TR261	Pedestrain Imp - Yorba At Walnut	0	0	0	0	377,520	0.00%
WA223	Water Main Line Repl Russell Ave	0	0	120,000	0	36,000	-70.00%
	Sub-total	1,383,244	1,353,000	1,782,760	1,076,619	1,126,020	-36.84%
TOTAL MEASURE I CAPITAL		1,383,244	1,353,000	1,782,760	1,076,619	1,126,020	-36.84%
TOTAL MEASURE I 2010-2040		2,625,664	2,575,512	2,995,585	2,245,866	2,326,020	-22.35%
<b>324</b>	<b>GAS TAX</b>						
<b>3241000</b>	<b>GAS TAX</b>						
40001	Transfers Out	2,362,138	2,601,109	2,652,547	2,646,877	2,648,511	-0.15%
TOTAL GAS TAX		2,362,138	2,601,109	2,652,547	2,646,877	2,648,511	-0.15%
TOTAL GAS TAX		2,362,138	2,601,109	2,652,547	2,646,877	2,648,511	-0.15%

**City of Chino**  
**Expenditure Detail By Fund By Program By Object By Project**

Obj/Prj No.	Description	2023 Actual	2024 Actual	2025 Budget	2025 Projected	2026 Proposed	%CHG Bgt/Bgt
<b>325</b>	<b>SCAQMD TRUST</b>						
<b>3251000</b>	<b>SCAQMD TRUST</b>						
40001	Transfers Out	0	0	391,858	391,858	0	-14.77%
TOTAL SCAQMD TRUST		0	0	391,858	391,858	0	-100.00%
<b>3257020</b>	<b>AIR QUALITY INVESTMENT</b>						
43650	Other Contractual	5,540	5,820	8,500	7,935	8,500	0.00%
	Sub-total	5,540	5,820	8,500	7,935	8,500	0.00%
WA19C	Eastside Water Treatment Phase 3	103,634	0	0	0	0	0.00%
	Sub-total	103,634	0	0	0	0	0.00%
TOTAL AIR QUALITY INVESTMENT		109,174	5,820	8,500	7,935	8,500	0.00%
TOTAL SCAQMD TRUST		109,174	5,820	400,358	399,793	8,500	-97.88%
<b>327</b>	<b>S.B.1 ROAD MAINT. REHAB ACCT</b>						
<b>3277102</b>	<b>ROAD MAINT REHAB ACCT</b>						
MS212	Pavement Mgmt System Software	36,466	0	0	27,420	0	0.00%
MS221	Citywide Signage Project	375,956	495,257	380,000	510,000	0	-100.00%
NC251	Citywide Slurry FY2025	0	0	540,000	0	0	-100.00%
R7231	Chino Hills Pkwy Co-Op Pavement	0	0	0	0	653,000	0.00%
ST162	Street Rehabilitation FY 2016	195,452	0	0	0	0	0.00%
ST182	FY2018 Bcycl, Ped & Transit Impr	250,396	154,048	0	0	0	0.00%
ST203	Pine Ave Improvements/Chino	51,902	522	0	0	0	0.00%
ST221	FY21-22 Cul-De-Sac Project	159,781	0	0	0	0	0.00%
ST231	Local Street Rehabilitation FY2023	701,491	548,509	0	0	0	0.00%
ST232	Kimball Ave Preserve Improvemen	0	0	1,100,000	699,999	0	-100.00%
ST241	Local Street Rehab FY2024	0	969,121	0	967,874	0	0.00%
ST251	Local Street Rehab FY2025	0	0	660,000	4,096	0	-100.00%
ST260	FY26 Slurry Zone1	0	0	0	0	999,600	0.00%
TR211	T.S.M.- Riverside Dr-@Mag And M	0	156,146	0	0	0	0.00%
TR212	Traffic Sig. Install M.V. & Walnut	0	0	0	0	1,776,133	0.00%
	Sub-total	1,771,444	2,323,603	2,680,000	2,209,389	3,428,733	27.94%
TOTAL ROAD MAINT REHAB ACCT		1,771,444	2,323,603	2,680,000	2,209,389	3,428,733	27.94%
TOTAL S.B.1 ROAD MAINT. REHAB ACCT		1,771,444	2,323,603	2,680,000	2,209,389	3,428,733	27.94%
<b>328</b>	<b>MEASURE I ARTERIAL SUBPROGRAM</b>						
<b>3287103</b>	<b>MEASURE I ARTERIAL SUBPROGRAM</b>						
MS231	Euclid Ave Study	13,655	0	0	0	0	0.00%
ST061	Pine Avenue Connection	19,920	69,001	14,800,000	397,872	0	-100.00%
ST163	Edison Ave Improvements	342,462	0	0	0	0	0.00%
ST204	Pine Ave @ St Route 71 Interchan	32,253	30,875	0	37,606	0	0.00%
	Sub-total	408,290	99,876	14,800,000	435,478	0	-100.00%
TOTAL MEASURE I ARTERIAL SUBPROGR		408,290	99,876	14,800,000	435,478	0	-100.00%
TOTAL MEASURE I ARTERIAL SUBPROGRAM		408,290	99,876	14,800,000	435,478	0	-100.00%

**City of Chino**  
**Expenditure Detail By Fund By Program By Object By Project**

Obj/Prj No.	Description	2023 Actual	2024 Actual	2025 Budget	2025 Projected	2026 Proposed	%CHG Bgt/Bgt
<b>329</b>	<b>CAPITAL COMM TRANSPORTATION</b>						
<b>3291000</b>	<b>CAPITAL COMM TRANSPORTATION</b>						
40002	Transfers Out-G.F. Committed	6,281	412,419	547,750	342,282	205,469	-62.49%
40009	Elimination Int Transfer Out	2,744,837	310,073	0	0	0	0.00%
TOTAL CAPITAL COMM TRANSPORTATION		2,751,118	722,492	547,750	342,282	205,469	-62.49%
TOTAL CAPITAL COMM TRANSPORTATION		2,751,118	722,492	547,750	342,282	205,469	-62.49%

**City of Chino**  
**Expenditure Detail By Fund By Program By Object By Project**

Obj/Prj No.	Description	2023 Actual	2024 Actual	2025 Budget	2025 Projected	2026 Proposed	%CHG Bgt/Bgt
<b>330</b>	<b>COMMUNITY SERVICES</b>						
<b>3308000</b>	<b>COMM SVCS-ADMINISTRATION</b>						
41000	Full-Time Salaries	241,636	257,946	389,407	372,797	436,024	11.97%
41010	Part-Time Salaries	62,245	68,916	12,250	57,602	12,250	0.00%
41020	Over-Time Salaries	612	680	5,000	0	5,000	0.00%
41070	Employee Svcs Allocated	169,604	199,375	276,934	276,934	196,211	-29.15%
43000	Office Supplies	1,564	2,060	1,700	1,500	1,700	0.00%
43030	Postage	963	339	1,000	400	1,000	0.00%
43040	Uniforms	0	1,300	7,447	9,950	7,447	0.00%
43050	Operate Equip/Prgrm Supplies	2,631	2,845	2,000	1,900	2,000	0.00%
43070	Software Licenses/Subsorption	34	3,094	2,748	2,652	3,022	9.97%
43080	Telecommunication Equipment	0	522	0	0	0	0.00%
43120	CASH Register Shortage	46	18	100	6	100	0.00%
43140	Bad Debt Expense	0	0	1,000	0	1,000	0.00%
43200	Advertisement/ Legal Notices	5,768	5,708	8,000	5,700	8,000	0.00%
43210	Printing & Binding	147	274	340	150	340	0.00%
43310	Dues & Publications	1,455	1,589	1,908	1,989	1,984	3.98%
43315	Mileage Reimbursement	85	0	100	46	100	0.00%
43320	Training/Education/Mtgs	16,054	17,865	26,150	14,550	26,150	0.00%
43500	City Atty Services	2,861	2,417	5,000	3,500	5,000	0.00%
43515	Financial Services	33,754	30,452	36,000	31,500	36,000	0.00%
43530	Trans/Chge Card Fees	34,275	31,434	36,000	33,000	36,000	0.00%
43650	Other Contractual	20,266	16,955	31,000	26,701	57,800	86.45%
46000	Central Services Allocated	22,958	20,645	29,066	29,066	24,641	-15.22%
46010	Insurance Allocated	25,853	32,666	46,899	46,899	40,345	-13.97%
46020	Building Allocated	117,235	146,204	92,472	92,472	208,278	125.23%
	Sub-total	760,046	843,304	1,012,521	1,009,314	1,110,392	9.67%
N8000	Fireworks Marketing	34,080	32,795	26,500	14,050	15,000	-43.40%
	Sub-total	34,080	32,795	26,500	14,050	15,000	-43.40%
<b>TOTAL COMM SVCS-ADMINISTRATION</b>		<b>794,126</b>	<b>876,099</b>	<b>1,039,021</b>	<b>1,023,364</b>	<b>1,125,392</b>	<b>8.31%</b>
<b>3308100</b>	<b>SOCIAL SERVICES ADMINISTRATION</b>						
41000	Full-Time Salaries	304,793	307,793	502,661	421,225	506,782	0.82%
41010	Part-Time Salaries	2,721	0	0	942	0	0.00%
41070	Employee Svcs Allocated	209,384	260,461	320,446	320,446	228,052	-28.83%
43000	Office Supplies	0	0	500	495	500	0.00%
43210	Printing & Binding	27	0	56	44	88	57.14%
43310	Dues & Publications	849	1,105	1,080	1,045	1,041	-3.61%
43320	Training/Education/Mtgs	1,095	1,019	1,775	753	1,595	-10.14%
46010	Insurance Allocated	0	0	52,779	52,779	45,610	-13.58%
46020	Building Allocated	65,483	81,664	51,651	51,651	116,336	125.23%
	Sub-total	584,352	652,042	930,948	849,380	900,004	-3.32%
N8011	Social Services Donations	16,649	35,532	0	28,607	0	0.00%
	Sub-total	16,649	35,532	0	28,607	0	0.00%
<b>TOTAL SOCIAL SERVICES ADMINISTRATIC</b>		<b>601,001</b>	<b>687,574</b>	<b>930,948</b>	<b>877,987</b>	<b>900,004</b>	<b>-3.32%</b>

**City of Chino**  
**Expenditure Detail By Fund By Program By Object By Project**

Obj/Prj No.	Description	2023 Actual	2024 Actual	2025 Budget	2025 Projected	2026 Proposed	%CHG Bgt/Bgt
<b>330</b>	<b>COMMUNITY SERVICES</b>						
<b>3308110</b>	<b>NEIGHBORHOOD SERVICES</b>						
41000	Full-Time Salaries	91,353	97,728	107,065	97,269	108,370	1.22%
41010	Part-Time Salaries	102,185	108,818	159,350	146,127	167,349	5.02%
41020	Over-Time Salaries	471	0	100	400	400	300.00%
41070	Employee Svcs Allocated	66,139	70,897	68,254	68,254	48,767	-28.55%
43000	Office Supplies	590	1,041	1,175	1,000	1,175	0.00%
43030	Postage	5	16	150	0	50	-66.67%
43050	Operate Equip/Prgrm Supplies	1,717	3,254	3,000	2,835	3,150	5.00%
43210	Printing & Binding	28	61	75	44	131	74.67%
43310	Dues & Publications	121	145	145	145	145	0.00%
43315	Mileage Reimbursement	0	0	50	0	50	0.00%
43320	Training/Education/Mtgs	680	0	735	0	755	2.72%
46000	Central Services Allocated	16,870	14,455	18,847	18,847	19,554	3.75%
46010	Insurance Allocated	23,313	28,576	27,974	27,974	24,814	-11.30%
46020	Building Allocated	294,674	367,489	232,431	232,431	523,514	125.23%
	Sub-total	598,146	692,480	619,351	595,326	898,224	45.03%
N4007	Tropical Storm Hilary	0	102	0	0	0	0.00%
	Sub-total	0	102	0	0	0	0.00%
<b>TOTAL NEIGHBORHOOD SERVICES</b>		<b>598,146</b>	<b>692,582</b>	<b>619,351</b>	<b>595,326</b>	<b>898,224</b>	<b>45.03%</b>
<b>33081101</b>	<b>CHINO YOUTH MUSEUM</b>						
41010	Part-Time Salaries	112,119	110,887	183,266	145,783	159,802	-12.80%
43000	Office Supplies	566	489	1,400	1,000	1,300	-7.14%
43030	Postage	163	180	170	111	125	-26.47%
43050	Operate Equip/Prgrm Supplies	5,467	6,564	13,240	7,000	12,500	-5.59%
43200	Advertisement/ Legal Notices	0	0	0	280	495	0.00%
43230	Equipment & Misc Rental	489	486	490	300	309	-36.94%
	Sub-total	118,804	118,606	198,566	154,474	174,531	-12.10%
N8079	Street Signs	0	6,106	15,787	15,620	0	-100.00%
	Sub-total	0	6,106	15,787	15,620	0	-100.00%
<b>TOTAL CHINO YOUTH MUSEUM</b>		<b>118,804</b>	<b>124,712</b>	<b>214,353</b>	<b>170,094</b>	<b>174,531</b>	<b>-18.58%</b>
<b>33081102</b>	<b>SUMMER LUNCH PROGRAM</b>						
41010	Part-Time Salaries	0	0	5,585	3,155	0	-100.00%
43050	Operate Equip/Prgrm Supplies	0	0	8,000	6,400	0	-100.00%
<b>TOTAL SUMMER LUNCH PROGRAM</b>		<b>0</b>	<b>0</b>	<b>13,585</b>	<b>9,555</b>	<b>0</b>	<b>-100.00%</b>
<b>33081103</b>	<b>MONTE VISTA PARK</b>						
41000	Full-Time Salaries	9,413	9,279	12,431	12,287	9,137	-26.50%
41010	Part-Time Salaries	17,390	19,728	27,562	26,385	28,112	2.00%
41070	Employee Svcs Allocated	6,549	11,528	7,925	7,925	4,112	-48.11%
43000	Office Supplies	0	0	25	0	25	0.00%
43050	Operate Equip/Prgrm Supplies	10	653	600	650	600	0.00%
46000	Central Services Allocated	2,982	2,791	3,487	3,487	3,567	2.29%
46010	Insurance Allocated	4,073	5,535	4,199	4,199	3,352	-20.17%
46020	Building Allocated	64,809	80,823	51,119	51,119	115,138	125.24%
<b>TOTAL MONTE VISTA PARK</b>		<b>105,226</b>	<b>130,337</b>	<b>107,348</b>	<b>106,052</b>	<b>164,043</b>	<b>52.81%</b>

**City of Chino**  
**Expenditure Detail By Fund By Program By Object By Project**

Obj/Prj No.	Description	2023 Actual	2024 Actual	2025 Budget	2025 Projected	2026 Proposed	%CHG Bgt/Bgt
<b>330</b>	<b>COMMUNITY SERVICES</b>						
<b>33081105</b>	<b>COMMUNITY OUTREACH</b>						
41000	Full-Time Salaries	8,796	7,588	13,705	12,456	18,274	33.34%
41010	Part-Time Salaries	19,949	26,532	43,524	32,272	43,524	0.00%
41070	Employee Svcs Allocated	5,836	6,469	8,737	8,737	8,223	-5.88%
43000	Office Supplies	100	44	100	95	100	0.00%
43050	Operate Equip/Prgrm Supplies	1,600	1,875	1,700	1,687	3,000	76.47%
43210	Printing & Binding	27	0	50	0	50	0.00%
43315	Mileage Reimbursement	0	4	50	5	50	0.00%
TOTAL COMMUNITY OUTREACH		36,308	42,512	67,866	55,252	73,221	7.89%
<b>33081106</b>	<b>OLD SCHOOL HOUSE MUSEUM</b>						
41010	Part-Time Salaries	59,815	59,036	83,210	82,908	84,734	1.83%
43000	Office Supplies	400	62	400	100	400	0.00%
43030	Postage	347	212	258	200	258	0.00%
43050	Operate Equip/Prgrm Supplies	713	632	1,000	1,576	1,000	0.00%
43060	Computer Equipment <5000	0	0	1,500	0	1,500	0.00%
43210	Printing & Binding	41	0	500	0	500	0.00%
43320	Training/Education/Mtgs	59	0	200	0	200	0.00%
46020	Building Allocated	1,572	1,960	1,240	1,240	2,792	125.16%
TOTAL OLD SCHOOL HOUSE MUSEUM		62,947	61,902	88,308	86,024	91,384	3.48%
<b>3308120</b>	<b>HUMAN SERVICES</b>						
41000	Full-Time Salaries	74,352	65,015	105,832	103,067	93,035	-12.09%
41010	Part-Time Salaries	85,968	105,078	195,919	160,283	195,919	0.00%
41020	Over-Time Salaries	2,303	1,312	6,550	1,500	3,000	-54.20%
41070	Employee Svcs Allocated	53,721	57,222	67,468	67,468	41,866	-37.95%
43000	Office Supplies	1,162	1,608	1,900	1,500	1,900	0.00%
43030	Postage	97	70	100	100	100	0.00%
43050	Operate Equip/Prgrm Supplies	985	1,348	1,400	1,350	1,400	0.00%
43070	Software Licenses/Subscription	16	0	0	0	0	0.00%
43210	Printing & Binding	414	262	250	275	250	0.00%
43310	Dues & Publications	1,072	872	1,470	1,200	1,470	0.00%
43315	Mileage Reimbursement	0	35	800	600	800	0.00%
43320	Training/Education/Mtgs	1,823	2,358	2,430	875	2,595	6.79%
46000	Central Services Allocated	10,143	10,565	16,978	16,978	15,831	-6.76%
46010	Insurance Allocated	14,264	17,830	31,684	31,684	26,006	-17.92%
46020	Building Allocated	103,987	129,683	82,022	82,022	184,742	125.23%
46030	Vehicle Allocated	0	0	18,615	18,615	10,782	-42.08%
	Sub-total	350,307	393,258	533,418	487,517	579,696	8.68%
N8058	Homeless Outreach Services	0	39,016	120,390	117,525	144,490	20.02%
	Sub-total	0	39,016	120,390	117,525	144,490	20.02%
TOTAL HUMAN SERVICES		350,307	432,274	653,808	605,042	724,186	10.76%
<b>33081201</b>	<b>YOUTH ACCOUNTABILITY BOARD</b>						
41000	Full-Time Salaries	21,993	0	0	0	0	0.00%
41070	Employee Svcs Allocated	15,019	0	0	0	0	0.00%
TOTAL YOUTH ACCOUNTABILITY BOARD		37,012	0	0	0	0	0.00%



**City of Chino**  
**Expenditure Detail By Fund By Program By Object By Project**

Obj/Prj No.	Description	2023 Actual	2024 Actual	2025 Budget	2025 Projected	2026 Proposed	%CHG Bgt/Bgt
<b>330</b>	<b>COMMUNITY SERVICES</b>						
<b>33081202</b>	<b>CLASSES</b>						
41070	Employee Svcs Allocated	0	0	-1,027	0	0	-100.00%
	Sub-total	0	0	-1,027	0	0	-100.00%
N8044	Choices	51,251	51,237	76,610	54,272	74,152	-3.21%
N8080	Pals Liberty	5,404	5,384	10,946	7,945	10,847	-0.90%
	Sub-total	56,655	56,621	87,556	62,217	84,999	-2.92%
<b>TOTAL CLASSES</b>		<b>56,655</b>	<b>56,621</b>	<b>86,529</b>	<b>62,217</b>	<b>84,999</b>	<b>-1.77%</b>
<b>33081203</b>	<b>SPECIAL FRIENDS/PALS</b>						
41000	Full-Time Salaries	0	0	0	0	18,274	0.00%
41010	Part-Time Salaries	65,110	104,410	100,038	88,371	83,365	-16.67%
41020	Over-Time Salaries	0	19	2,500	0	0	-100.00%
43000	Office Supplies	65	112	750	400	400	-46.67%
43050	Operate Equip/Prgrm Supplies	360	1,113	1,218	800	1,100	-9.69%
43310	Dues & Publications	0	121	150	145	0	-100.00%
43315	Mileage Reimbursement	65	28	400	42	100	-75.00%
43320	Training/Education/Mtgs	0	480	485	0	0	-100.00%
43650	Other Contractual	0	0	518	0	150	-71.04%
<b>TOTAL SPECIAL FRIENDS/PALS</b>		<b>65,600</b>	<b>106,283</b>	<b>106,059</b>	<b>89,758</b>	<b>103,389</b>	<b>-2.52%</b>
<b>33081204</b>	<b>SCHOOL BASED PREVENTATIVE</b>						
G8509	Excel-C.V.U.S.D.	7	0	0	0	0	0.00%
G8580	T.U.P.E.-C.V.U.S.D.	72,945	48,994	81,676	69,812	0	-100.00%
G8589	American Rescue Plan C.V.U.S.D.	30,604	28,714	0	0	0	0.00%
G8590	Mckinney-Vento Cm & Cnsl	63,000	68,553	242,504	139,322	209,607	-13.57%
G8591	American Rescue Plan C.V.U.S.D.	101,316	114,762	0	0	0	0.00%
N4007	Tropical Storm Hilary	0	124	0	0	0	0.00%
	Sub-total	267,872	261,147	324,180	209,134	209,607	-35.34%
<b>TOTAL SCHOOL BASED PREVENTATIVE</b>		<b>267,872</b>	<b>261,147</b>	<b>324,180</b>	<b>209,134</b>	<b>209,607</b>	<b>-35.34%</b>
<b>33081206</b>	<b>YOUTH COUNSELING</b>						
41000	Full-Time Salaries	15,411	11,660	20,718	20,718	21,753	5.00%
41010	Part-Time Salaries	103,511	117,907	193,817	145,011	193,901	0.04%
41070	Employee Svcs Allocated	10,721	11,322	13,208	13,208	9,789	-25.89%
43050	Operate Equip/Prgrm Supplies	1,333	205	923	0	0	-100.00%
43315	Mileage Reimbursement	1,190	1,188	1,200	1,190	1,200	0.00%
43650	Other Contractual	1,110	592	702	0	0	-100.00%
	Sub-total	133,276	142,874	230,568	180,127	226,643	-1.70%
N8076	Liberty Counseling	1,809	0	0	0	0	0.00%
	Sub-total	1,809	0	0	0	0	0.00%
<b>TOTAL YOUTH COUNSELING</b>		<b>135,085</b>	<b>142,874</b>	<b>230,568</b>	<b>180,127</b>	<b>226,643</b>	<b>-1.70%</b>
<b>33081207</b>	<b>TEEN COUNSELING</b>						
41000	Full-Time Salaries	15,411	11,660	20,718	20,718	21,753	5.00%
41010	Part-Time Salaries	99,862	91,949	161,818	109,805	161,695	-0.08%
41070	Employee Svcs Allocated	10,721	11,322	13,208	13,208	9,789	-25.89%
43315	Mileage Reimbursement	105	758	800	775	800	0.00%
<b>TOTAL TEEN COUNSELING</b>		<b>126,099</b>	<b>115,689</b>	<b>196,544</b>	<b>144,506</b>	<b>194,037</b>	<b>-1.28%</b>

**City of Chino**  
**Expenditure Detail By Fund By Program By Object By Project**

Obj/Prj No.	Description	2023 Actual	2024 Actual	2025 Budget	2025 Projected	2026 Proposed	%CHG Bgt/Bgt
<b>330</b>	<b>COMMUNITY SERVICES</b>						
<b>33081208</b>	<b>HOPE FAMILY RESOURCE CENTER</b>						
40010	Addl Council Appropriations	0	0	114,361	0	0	-100.00%
41000	Full-Time Salaries	65,011	73,364	93,168	89,682	93,168	0.00%
41010	Part-Time Salaries	217,935	204,585	215,373	154,572	200,374	-6.96%
41070	Employee Svcs Allocated	43,664	46,110	59,395	59,395	41,926	-29.41%
43050	Operate Equip/Prgrm Supplies	2,146	528	1,000	1,500	1,500	50.00%
43210	Printing & Binding	274	360	300	300	300	0.00%
43315	Mileage Reimbursement	1,760	1,799	2,000	1,292	2,000	0.00%
43320	Training/Education/Mtgs	7,131	1,447	8,000	5,500	5,500	-31.25%
43440	Telephone/I.S.P. Utilities	6,977	6,774	6,500	4,805	5,500	-15.38%
	Sub-total	344,898	334,967	500,097	317,046	350,268	-29.96%
G8240	Homeless Innovative Program (Hip	0	24,121	0	0	0	0.00%
N8064	Hope Family Center Donations	2,597	3,584	5,000	5,000	5,500	10.00%
	Sub-total	2,597	27,705	5,000	5,000	5,500	10.00%
<b>TOTAL HOPE FAMILY RESOURCE CENTEF</b>		<b>347,495</b>	<b>362,672</b>	<b>505,097</b>	<b>322,046</b>	<b>355,768</b>	<b>-29.56%</b>
<b>3308130</b>	<b>SENIOR SERVICES</b>						
41000	Full-Time Salaries	109,887	143,140	231,452	222,151	238,148	2.89%
41010	Part-Time Salaries	155,111	150,310	197,525	229,715	227,046	14.95%
41020	Over-Time Salaries	1,033	2,097	2,050	1,800	2,050	0.00%
41025	Work Comp Pay	0	160	0	12,000	0	0.00%
41070	Employee Svcs Allocated	84,089	119,755	147,551	147,551	107,167	-27.37%
43000	Office Supplies	1,491	1,770	1,600	1,595	1,600	0.00%
43030	Postage	172	161	175	170	175	0.00%
43050	Operate Equip/Prgrm Supplies	2,125	4,436	12,950	10,307	13,450	3.86%
43200	Advertisement/ Legal Notices	960	0	960	1,083	1,090	13.54%
43210	Printing & Binding	88	102	100	86	132	32.00%
43310	Dues & Publications	300	300	350	350	350	0.00%
43315	Mileage Reimbursement	0	1	50	0	50	0.00%
43320	Training/Education/Mtgs	1,142	543	1,410	795	1,450	2.84%
43440	Telephone/I.S.P. Utilities	1,223	1,363	1,320	1,325	1,451	9.92%
43580	Maint/Contract Repair Svcs	0	0	250	0	250	0.00%
43650	Other Contractual	855	450	450	450	450	0.00%
46000	Central Services Allocated	18,680	19,473	23,693	23,693	22,446	-5.26%
46010	Insurance Allocated	26,219	33,918	45,042	45,042	41,867	-7.05%
46020	Building Allocated	176,804	220,493	139,458	139,458	314,108	125.23%
46030	Vehicle Allocated	62,367	85,275	79,853	79,853	54,087	-32.27%
	Sub-total	642,546	783,747	886,239	917,424	1,027,367	15.92%
G8953	Measure I Omni Trans 2018	85,412	86,450	146,516	85,174	127,759	-12.80%
	Sub-total	85,412	86,450	146,516	85,174	127,759	-12.80%
<b>TOTAL SENIOR SERVICES</b>		<b>727,958</b>	<b>870,197</b>	<b>1,032,755</b>	<b>1,002,598</b>	<b>1,155,126</b>	<b>11.85%</b>
<b>33081301</b>	<b>SENIOR CLASSES</b>						
41000	Full-Time Salaries	15,979	20,016	27,410	27,410	27,410	0.00%
41010	Part-Time Salaries	3,573	5,723	10,446	10,446	10,446	0.00%
41070	Employee Svcs Allocated	12,865	13,586	17,474	17,474	12,335	-29.41%
43000	Office Supplies	0	98	325	250	325	0.00%
43030	Postage	4	0	0	0	0	0.00%
43050	Operate Equip/Prgrm Supplies	545	1,061	1,375	1,295	1,375	0.00%
43600	Recreation Contract Svcs	12,425	13,545	18,120	16,000	17,920	-1.10%
<b>TOTAL SENIOR CLASSES</b>		<b>45,391</b>	<b>54,029</b>	<b>75,150</b>	<b>72,875</b>	<b>69,811</b>	<b>-7.10%</b>

**City of Chino**  
**Expenditure Detail By Fund By Program By Object By Project**

Obj/Prj No.	Description	2023 Actual	2024 Actual	2025 Budget	2025 Projected	2026 Proposed	%CHG Bgt/Bgt
<b>330</b>	<b>COMMUNITY SERVICES</b>						
<b>33081302</b>	<b>SENIOR SPECIAL EVENTS</b>						
41000	Full-Time Salaries	15,979	20,016	27,410	27,410	27,410	0.00%
41010	Part-Time Salaries	4,978	7,400	15,441	15,015	15,441	0.00%
41070	Employee Svcs Allocated	12,865	13,586	17,474	17,474	12,335	-29.41%
43030	Postage	0	15	0	21	25	0.00%
43050	Operate Equip/Prgrm Supplies	13,009	12,882	7,650	11,299	11,000	43.79%
43650	Other Contractual	5,175	5,715	6,520	5,475	7,695	18.02%
<b>TOTAL SENIOR SPECIAL EVENTS</b>		<b>52,006</b>	<b>59,614</b>	<b>74,495</b>	<b>76,694</b>	<b>73,906</b>	<b>-0.79%</b>
<b>3308140</b>	<b>COMMUNITY EVENTS</b>						
41000	Full-Time Salaries	63,518	103,824	230,990	166,828	273,754	18.51%
41010	Part-Time Salaries	27,164	39,863	105,389	77,690	110,256	4.62%
41020	Over-Time Salaries	1,668	2,742	2,050	3,652	3,675	79.27%
41070	Employee Svcs Allocated	43,625	51,287	154,906	154,906	123,189	-20.47%
43000	Office Supplies	71	137	100	148	100	0.00%
43050	Operate Equip/Prgrm Supplies	7,569	4,646	5,487	10,980	7,187	30.98%
43070	Software Licenses/Subscription	0	99	0	99	99	0.00%
43210	Printing & Binding	60	61	50	44	100	100.00%
43310	Dues & Publications	145	145	150	145	300	100.00%
43315	Mileage Reimbursement	1	0	50	10	50	0.00%
43320	Training/Education/Mtgs	465	480	485	495	1,010	108.25%
43650	Other Contractual	300	0	500	0	500	0.00%
46000	Central Services Allocated	6,280	16,785	27,468	27,468	17,779	-35.27%
46010	Insurance Allocated	8,072	11,164	36,580	36,580	34,561	-5.52%
46020	Building Allocated	51,293	63,968	40,458	40,458	91,126	125.24%
	Sub-total	210,231	295,201	604,663	519,503	663,686	9.76%
N8020	Grand Openings	1,645	2,150	5,839	4,468	5,035	-13.77%
N8051	Arbor Day	244	137	300	275	300	0.00%
N8057	Community Events Donations	0	0	5,000	0	5,000	0.00%
N8061	Chino Store	481	916	1,500	936	1,500	0.00%
N8066	Movie Night	7,373	7,845	9,538	8,972	9,773	2.46%
N8068	Chilly Chino	0	19,553	43,266	39,212	71,302	64.80%
N8071	Veterans Day Event	448	1,229	3,546	1,475	3,473	-2.06%
N8077	Santa'S Workshop	0	8,249	15,991	13,197	15,952	-0.24%
N8078	Chino On Ice	0	0	0	0	2,500	0.00%
N8082	Holiday Pop Up Events	0	0	12,000	12,614	15,746	31.22%
N8083	Lunar New Year	0	0	0	0	15,070	0.00%
N8084	Inclusion Celebration	0	0	0	0	7,538	0.00%
	Sub-total	10,191	40,079	96,980	81,149	153,189	57.96%
<b>TOTAL COMMUNITY EVENTS</b>		<b>220,422</b>	<b>335,280</b>	<b>701,643</b>	<b>600,652</b>	<b>816,875</b>	<b>16.42%</b>
<b>33081400</b>	<b>PARADE</b>						
41010	Part-Time Salaries	4,333	5,874	9,628	8,045	9,628	0.00%
41020	Over-Time Salaries	0	0	265	0	265	0.00%
43030	Postage	7	4	10	0	10	0.00%
43050	Operate Equip/Prgrm Supplies	1,322	2,083	3,625	2,227	4,500	24.14%
43230	Equipment & Misc Rental	1,028	1,652	2,223	1,295	1,955	-12.06%
43240	Facility Rental	240	288	288	288	288	0.00%
43650	Other Contractual	30,450	33,095	32,300	36,550	36,550	13.16%
<b>TOTAL PARADE</b>		<b>37,380</b>	<b>42,996</b>	<b>48,339</b>	<b>48,405</b>	<b>53,196</b>	<b>10.05%</b>

**City of Chino**  
**Expenditure Detail By Fund By Program By Object By Project**

Obj/Prj No.	Description	2023 Actual	2024 Actual	2025 Budget	2025 Projected	2026 Proposed	%CHG Bgt/Bgt
<b>330</b>	<b>COMMUNITY SERVICES</b>						
<b>33081401</b>	<b>CORPORATE CHALLENGE</b>						
41010	Part-Time Salaries	2,427	2,951	4,869	4,869	4,869	0.00%
43050	Operate Equip/Prgrm Supplies	5,168	7,600	9,285	10,744	11,050	19.01%
43070	Software Licenses/Subscription	0	299	350	0	350	0.00%
43240	Facility Rental	0	520	500	735	735	47.00%
43600	Recreation Contract Svcs	715	1,290	1,890	2,052	81	-95.71%
43650	Other Contractual	4,574	4,783	6,962	5,015	5,780	-16.98%
TOTAL CORPORATE CHALLENGE		12,884	17,443	23,856	23,415	22,865	-4.15%
<b>33081403</b>	<b>FREEDOM FESTIVAL</b>						
41010	Part-Time Salaries	2,147	2,597	3,050	3,050	3,050	0.00%
43030	Postage	2	0	10	0	10	0.00%
43050	Operate Equip/Prgrm Supplies	355	1,405	400	395	400	0.00%
43200	Advertisement/ Legal Notices	1,727	1,727	1,727	1,726	1,727	0.00%
43230	Equipment & Misc Rental	14,376	26,038	15,082	14,566	13,215	-12.38%
43650	Other Contractual	29,703	51,328	36,475	34,161	36,761	0.78%
TOTAL FREEDOM FESTIVAL		48,310	83,095	56,744	53,898	55,163	-2.79%
<b>33081404</b>	<b>HALLOWEEN</b>						
41010	Part-Time Salaries	2,106	2,954	4,944	4,019	5,547	12.20%
43050	Operate Equip/Prgrm Supplies	3,037	9,722	12,200	7,641	8,150	-33.20%
43230	Equipment & Misc Rental	0	1,159	1,159	750	707	-39.00%
43650	Other Contractual	24,876	36,795	43,190	42,526	50,800	17.62%
TOTAL HALLOWEEN		30,019	50,630	61,493	54,936	65,204	6.03%
<b>33081407</b>	<b>ARMED FORCES BANNERS</b>						
41010	Part-Time Salaries	0	0	400	0	400	0.00%
43030	Postage	91	0	200	0	200	0.00%
43050	Operate Equip/Prgrm Supplies	0	0	200	0	200	0.00%
43650	Other Contractual	7,917	5,974	22,000	6,500	22,000	0.00%
TOTAL ARMED FORCES BANNERS		8,008	5,974	22,800	6,500	22,800	0.00%
<b>33081409</b>	<b>SENIOR EXCURSIONS</b>						
41000	Full-Time Salaries	2,663	3,336	4,568	4,568	4,568	0.00%
41010	Part-Time Salaries	2,928	4,349	5,082	9,389	10,536	107.32%
41070	Employee Svcs Allocated	2,144	2,264	2,912	2,912	2,056	-29.40%
43050	Operate Equip/Prgrm Supplies	1,161	2,999	7,720	3,393	3,650	-52.72%
46000	Central Services Allocated	247	225	379	379	466	22.96%
TOTAL SENIOR EXCURSIONS		9,143	13,173	20,661	20,641	21,276	2.98%
<b>33081410</b>	<b>CHINO DAYS</b>						
41010	Part-Time Salaries	2,125	2,396	3,528	3,528	3,528	0.00%
43030	Postage	0	1	10	5	10	0.00%
43050	Operate Equip/Prgrm Supplies	1,933	428	877	545	1,202	37.06%
43230	Equipment & Misc Rental	1,449	2,157	2,302	2,349	1,430	-37.88%
43650	Other Contractual	16,463	17,240	71,670	69,001	69,052	-3.65%
TOTAL CHINO DAYS		21,970	22,222	78,387	75,428	75,222	-4.04%

**City of Chino**  
**Expenditure Detail By Fund By Program By Object By Project**

Obj/Prj No.	Description	2023 Actual	2024 Actual	2025 Budget	2025 Projected	2026 Proposed	%CHG Bgt/Bgt
<b>330</b>	<b>COMMUNITY SERVICES</b>						
<b>3308200</b>	<b>RECREATION ADMINISTRATION</b>						
41000	Full-Time Salaries	266,788	340,639	499,975	395,965	494,822	-1.03%
41010	Part-Time Salaries	79,320	85,410	140,148	118,834	140,148	0.00%
41070	Employee Svcs Allocated	212,967	275,807	318,734	318,734	222,670	-30.14%
43000	Office Supplies	2,191	2,233	2,200	1,900	2,200	0.00%
43030	Postage	232	122	150	20	50	-66.67%
43050	Operate Equip/Prgrm Supplies	769	473	3,600	5,600	3,600	0.00%
43070	Software Licenses/Subsorption	938	0	0	0	0	0.00%
43200	Advertisement/ Legal Notices	749	771	772	0	799	3.50%
43210	Printing & Binding	37	27	28	0	44	57.14%
43310	Dues & Publications	325	330	365	330	365	0.00%
43315	Mileage Reimbursement	0	0	50	0	50	0.00%
43320	Training/Education/Mtgs	4,511	2,888	11,100	4,000	11,120	0.18%
43650	Other Contractual	0	0	75	0	75	0.00%
46000	Central Services Allocated	21,928	21,686	29,108	29,108	24,469	-15.94%
46010	Insurance Allocated	31,551	42,415	67,213	67,213	57,147	-14.98%
46020	Building Allocated	75,188	93,767	59,306	59,306	133,578	125.24%
46030	Vehicle Allocated	20,227	28,539	26,724	26,724	25,153	-5.88%
	Sub-total	717,721	895,107	1,159,548	1,027,734	1,116,290	-3.73%
N8036	Recreation Donations	150	3,140	4,000	3,500	4,000	0.00%
	Sub-total	150	3,140	4,000	3,500	4,000	0.00%
<b>TOTAL RECREATION ADMINISTRATION</b>		<b>717,871</b>	<b>898,247</b>	<b>1,163,548</b>	<b>1,031,234</b>	<b>1,120,290</b>	<b>-3.72%</b>
<b>3308210</b>	<b>FACILITY PROGRAM</b>						
41000	Full-Time Salaries	53,132	62,926	92,772	99,800	97,236	4.81%
41010	Part-Time Salaries	83,606	92,313	136,981	125,735	136,981	0.00%
41020	Over-Time Salaries	1,253	1,901	2,050	800	2,050	0.00%
41070	Employee Svcs Allocated	46,877	47,744	59,142	59,142	43,756	-26.02%
43000	Office Supplies	395	392	425	276	425	0.00%
43050	Operate Equip/Prgrm Supplies	5,671	3,458	11,500	6,255	11,500	0.00%
43210	Printing & Binding	55	30	834	0	838	0.48%
43310	Dues & Publications	145	145	145	145	145	0.00%
43315	Mileage Reimbursement	0	0	25	0	0	-100.00%
43320	Training/Education/Mtgs	465	480	485	30	545	12.37%
43650	Other Contractual	8,943	13,062	15,000	13,715	15,000	0.00%
46000	Central Services Allocated	9,429	7,915	11,616	11,616	11,062	-4.77%
46010	Insurance Allocated	12,628	14,850	24,124	24,124	21,079	-12.62%
46020	Building Allocated	93,423	116,509	73,690	73,690	165,975	125.23%
	Sub-total	316,022	361,725	428,789	415,328	506,592	18.14%
N4007	Tropical Storm Hilary	0	102	0	0	0	0.00%
	Sub-total	0	102	0	0	0	0.00%
<b>TOTAL FACILITY PROGRAM</b>		<b>316,022</b>	<b>361,827</b>	<b>428,789</b>	<b>415,328</b>	<b>506,592</b>	<b>18.14%</b>

**City of Chino**  
**Expenditure Detail By Fund By Program By Object By Project**

Obj/Prj No.	Description	2023 Actual	2024 Actual	2025 Budget	2025 Projected	2026 Proposed	%CHG Bgt/Bgt
<b>330</b>	<b>COMMUNITY SERVICES</b>						
<b>3308220</b>	<b>YOUTH SERVICES</b>						
41000	Full-Time Salaries	76,703	76,228	115,662	110,198	109,451	-5.37%
41010	Part-Time Salaries	12,503	30,032	44,245	42,633	44,397	0.34%
41020	Over-Time Salaries	1,333	545	42,605	0	0	-100.00%
41025	Work Comp Pay	79	50	0	39,840	0	0.00%
41070	Employee Svcs Allocated	52,698	56,206	73,735	73,735	49,253	-33.20%
43210	Printing & Binding	33	0	28	0	42	50.00%
43310	Dues & Publications	180	150	180	150	180	0.00%
43320	Training/Education/Mtgs	495	480	2,635	1,715	1,715	-34.91%
46000	Central Services Allocated	4,134	3,564	6,036	6,036	4,915	-18.57%
46010	Insurance Allocated	0	0	16,266	16,266	13,847	-14.87%
<b>TOTAL YOUTH SERVICES</b>		<b>148,158</b>	<b>167,255</b>	<b>301,392</b>	<b>290,573</b>	<b>223,800</b>	<b>-25.74%</b>
<b>33082201</b>	<b>HIGH FIVE</b>						
41000	Full-Time Salaries	24,726	31,607	59,389	56,277	31,979	-46.15%
41010	Part-Time Salaries	227,097	301,491	244,188	196,667	204,429	-16.28%
41020	Over-Time Salaries	933	2,112	2,050	1,500	1,500	-26.83%
41070	Employee Svcs Allocated	25,289	28,033	37,860	37,860	14,391	-61.99%
43000	Office Supplies	60	49	100	75	100	0.00%
43050	Operate Equip/Prgm Supplies	12,427	10,006	3,485	4,563	5,550	59.25%
43060	Computer Equipment <5000	0	1,195	0	0	0	0.00%
43210	Printing & Binding	27	0	28	0	44	57.14%
43240	Facility Rental	14,400	17,280	0	0	0	0.00%
43310	Dues & Publications	175	145	145	145	145	0.00%
43315	Mileage Reimbursement	8	5	50	0	50	0.00%
43320	Training/Education/Mtgs	583	480	2,015	1,236	1,500	-25.56%
43650	Other Contractual	821	723	530	0	0	-100.00%
46000	Central Services Allocated	30,125	38,779	52,796	52,796	36,242	-31.35%
46010	Insurance Allocated	17,015	20,355	31,876	31,876	21,277	-33.25%
46020	Building Allocated	65,483	81,664	51,651	51,651	116,336	125.23%
	Sub-total	419,169	533,924	486,163	434,646	433,543	-10.82%
G8521	Soar CVUSD	910,269	1,086,925	2,292,467	1,470,037	1,219,904	-46.79%
	Sub-total	910,269	1,086,925	2,292,467	1,470,037	1,219,904	-46.79%
<b>TOTAL HIGH FIVE</b>		<b>1,329,438</b>	<b>1,620,849</b>	<b>2,778,630</b>	<b>1,904,683</b>	<b>1,653,447</b>	<b>-40.49%</b>
<b>33082202</b>	<b>CAMPS</b>						
41000	Full-Time Salaries	15,111	16,987	31,979	30,396	22,842	-28.57%
41010	Part-Time Salaries	73,839	83,149	114,328	111,154	118,312	3.48%
41070	Employee Svcs Allocated	13,618	15,095	20,387	20,387	10,279	-49.58%
43030	Postage	1	0	0	0	0	0.00%
43050	Operate Equip/Prgm Supplies	11,506	12,644	13,891	13,618	18,000	29.58%
43070	Software Licenses/Subscription	0	429	903	500	500	-44.63%
43240	Facility Rental	0	0	5,500	0	5,500	0.00%
43650	Other Contractual	4,822	8,974	6,636	11,535	9,800	47.68%
<b>TOTAL CAMPS</b>		<b>118,897</b>	<b>137,278</b>	<b>193,624</b>	<b>187,590</b>	<b>185,233</b>	<b>-4.33%</b>



**City of Chino**  
**Expenditure Detail By Fund By Program By Object By Project**

Obj/Prj No.	Description	2023 Actual	2024 Actual	2025 Budget	2025 Projected	2026 Proposed	%CHG Bgt/Bgt
<b>330</b>	<b>COMMUNITY SERVICES</b>						
<b>33082203</b>	<b>TEEN CENTER &amp; TAC</b>						
41000	Full-Time Salaries	31,376	31,104	41,436	41,436	36,547	-11.80%
41010	Part-Time Salaries	65,810	76,980	130,029	114,231	120,897	-7.02%
41020	Over-Time Salaries	0	175	2,050	1,000	2,050	0.00%
41070	Employee Svcs Allocated	21,832	23,055	26,415	26,415	16,446	-37.74%
43000	Office Supplies	53	79	100	98	100	0.00%
43050	Operate Equip/Prgrm Supplies	2,317	4,554	4,500	4,000	4,500	0.00%
43070	Software Licenses/Subsorption	0	710	666	666	725	8.86%
43210	Printing & Binding	0	30	150	0	144	-4.00%
43310	Dues & Publications	145	217	145	145	145	0.00%
43315	Mileage Reimbursement	0	2	10	0	10	0.00%
43320	Training/Education/Mtgs	35	0	485	0	505	4.12%
43650	Other Contractual	1,341	750	1,800	750	1,800	0.00%
46010	Insurance Allocated	0	0	0	0	14,170	0.00%
	Sub-total	122,909	137,656	207,786	188,741	198,039	-4.69%
N8062	Liberty Park Bench Project	0	0	0	211	0	0.00%
	Sub-total	0	0	0	211	0	0.00%
<b>TOTAL TEEN CENTER &amp; TAC</b>		<b>122,909</b>	<b>137,656</b>	<b>207,786</b>	<b>188,952</b>	<b>198,039</b>	<b>-4.69%</b>
<b>33082204</b>	<b>K-8 PRESERVE</b>						
41010	Part-Time Salaries	100,550	131,506	183,072	167,302	180,913	-1.18%
41020	Over-Time Salaries	80	207	2,050	500	2,050	0.00%
43000	Office Supplies	1,062	603	1,285	600	1,000	-22.18%
43050	Operate Equip/Prgrm Supplies	1,154	1,496	2,200	1,700	2,180	-0.91%
43210	Printing & Binding	27	61	56	0	87	55.36%
43310	Dues & Publications	145	145	150	145	145	-3.33%
43315	Mileage Reimbursement	895	739	957	600	750	-21.63%
43320	Training/Education/Mtgs	465	499	485	100	505	4.12%
46000	Central Services Allocated	5,380	4,649	7,463	7,463	6,922	-7.25%
46010	Insurance Allocated	6,294	7,420	19,223	19,223	16,282	-15.30%
46020	Building Allocated	19,645	24,499	15,495	15,495	34,901	125.24%
	Sub-total	135,697	171,824	232,436	213,128	245,735	5.72%
N8050	Sunrise Kids Preserve	27,494	29,115	50,762	16,000	49,483	-2.52%
N8085	Community Services Corp	0	0	0	0	21,300	0.00%
	Sub-total	27,494	29,115	50,762	16,000	70,783	39.44%
<b>TOTAL K-8 PRESERVE</b>		<b>163,191</b>	<b>200,939</b>	<b>283,198</b>	<b>229,128</b>	<b>316,518</b>	<b>11.77%</b>
<b>3308230</b>	<b>SPORTS</b>						
41000	Full-Time Salaries	21,034	31,747	40,954	23,837	40,324	-1.54%
41010	Part-Time Salaries	0	74	2,267	1,100	2,267	0.00%
41020	Over-Time Salaries	0	1,247	2,600	0	0	-100.00%
41070	Employee Svcs Allocated	16,623	17,554	26,108	26,108	18,146	-30.50%
43210	Printing & Binding	0	0	25	44	44	76.00%
43310	Dues & Publications	0	150	150	0	150	0.00%
43320	Training/Education/Mtgs	0	5	485	0	505	4.12%
46000	Central Services Allocated	1,206	1,014	1,657	1,657	1,466	-11.53%
46010	Insurance Allocated	0	0	0	0	3,833	0.00%
<b>TOTAL SPORTS</b>		<b>38,863</b>	<b>51,791</b>	<b>74,246</b>	<b>52,746</b>	<b>66,735</b>	<b>-10.12%</b>



**City of Chino**  
**Expenditure Detail By Fund By Program By Object By Project**

Obj/Prj No.	Description	2023 Actual	2024 Actual	2025 Budget	2025 Projected	2026 Proposed	%CHG Bgt/Bgt
<b>330</b>	<b>COMMUNITY SERVICES</b>						
<b>33082301</b>	<b>YOUTH SPORTS</b>						
41000	Full-Time Salaries	25,777	29,159	41,116	41,116	77,663	88.89%
41010	Part-Time Salaries	78,393	79,010	136,177	117,319	134,019	-1.58%
41020	Over-Time Salaries	1,085	1,966	2,050	900	2,050	0.00%
41070	Employee Svcs Allocated	17,508	19,407	26,211	26,211	34,948	33.33%
43000	Office Supplies	88	0	300	100	200	-33.33%
43050	Operate Equip/Prgrm Supplies	26,554	29,594	27,940	28,232	30,415	8.86%
43070	Software Licenses/Subsorption	0	647	647	648	680	5.10%
43210	Printing & Binding	0	0	28	0	44	57.14%
43240	Facility Rental	2,660	2,868	2,000	3,192	3,192	59.60%
43310	Dues & Publications	145	970	975	970	1,050	7.69%
43320	Training/Education/Mtgs	535	480	655	0	675	3.05%
43600	Recreation Contract Svcs	22,240	22,920	25,183	24,305	24,713	-1.87%
43650	Other Contractual	598	0	0	0	0	0.00%
46000	Central Services Allocated	7,072	6,153	8,942	8,942	9,931	11.06%
46010	Insurance Allocated	8,157	9,862	18,616	18,616	19,052	2.34%
46020	Building Allocated	65,483	81,664	51,651	51,651	116,336	125.23%
<b>TOTAL YOUTH SPORTS</b>		<b>256,295</b>	<b>284,700</b>	<b>342,491</b>	<b>322,202</b>	<b>454,968</b>	<b>32.84%</b>
<b>33082302</b>	<b>ADULT SPORTS</b>						
41000	Full-Time Salaries	5,721	6,467	9,137	9,137	13,705	49.99%
41010	Part-Time Salaries	12,433	18,202	26,244	25,293	26,598	1.35%
41070	Employee Svcs Allocated	3,891	4,313	5,825	5,825	6,167	5.87%
43000	Office Supplies	94	21	100	0	0	-100.00%
43050	Operate Equip/Prgrm Supplies	2,427	2,083	3,550	2,330	3,550	0.00%
43070	Software Licenses/Subsorption	0	403	403	452	452	12.16%
43600	Recreation Contract Svcs	1,036	1,172	2,192	1,175	1,692	-22.81%
43650	Other Contractual	350	0	0	0	0	0.00%
	Sub-total	25,952	32,661	47,451	44,212	52,164	9.93%
N4007	Tropical Storm Hilary	0	128	0	0	0	0.00%
	Sub-total	0	128	0	0	0	0.00%
<b>TOTAL ADULT SPORTS</b>		<b>25,952</b>	<b>32,789</b>	<b>47,451</b>	<b>44,212</b>	<b>52,164</b>	<b>9.93%</b>
<b>33082303</b>	<b>BOXING</b>						
41000	Full-Time Salaries	25,744	29,100	41,116	41,116	36,547	-11.11%
41010	Part-Time Salaries	64,767	87,168	123,444	125,205	122,669	-0.63%
41070	Employee Svcs Allocated	17,508	19,407	26,211	26,211	16,446	-37.26%
43050	Operate Equip/Prgrm Supplies	974	336	5,000	700	3,000	-40.00%
43300	Refund-Reimburse-Sponsorship	15,484	28,626	30,000	10,000	18,000	-40.00%
46000	Central Services Allocated	3,989	3,514	5,695	5,695	4,729	-16.96%
46010	Insurance Allocated	0	0	0	0	14,329	0.00%
<b>TOTAL BOXING</b>		<b>128,466</b>	<b>168,151</b>	<b>231,466</b>	<b>208,927</b>	<b>215,720</b>	<b>-6.80%</b>
<b>3308240</b>	<b>EDUCATIONAL PROGRAMMING</b>						
41000	Full-Time Salaries	30,852	33,560	48,343	46,023	50,843	5.17%
41010	Part-Time Salaries	821	2,143	7,345	1,800	7,345	0.00%
41020	Over-Time Salaries	1,310	0	2,551	0	0	-100.00%
41070	Employee Svcs Allocated	26,983	29,340	30,819	30,819	22,879	-25.76%
43310	Dues & Publications	150	150	150	150	150	0.00%
43320	Training/Education/Mtgs	0	480	485	485	505	4.12%
46000	Central Services Allocated	2,065	1,823	2,276	2,276	1,952	-14.24%
46010	Insurance Allocated	0	0	0	0	5,237	0.00%
<b>TOTAL EDUCATIONAL PROGRAMMING</b>		<b>62,181</b>	<b>67,496</b>	<b>91,969</b>	<b>81,553</b>	<b>88,911</b>	<b>-3.33%</b>

**City of Chino**  
**Expenditure Detail By Fund By Program By Object By Project**

Obj/Prj No.	Description	2023 Actual	2024 Actual	2025 Budget	2025 Projected	2026 Proposed	%CHG Bgt/Bgt
<b>330</b>	<b>COMMUNITY SERVICES</b>						
<b>33082401</b>	<b>HEALTHY CHINO</b>						
41010	Part-Time Salaries	66,751	74,321	134,219	116,344	137,241	2.25%
41020	Over-Time Salaries	328	927	2,050	1,301	2,050	0.00%
43000	Office Supplies	44	78	80	75	80	0.00%
43030	Postage	4	2	10	5	10	0.00%
43050	Operate Equip/Prgrm Supplies	6,930	8,607	13,647	11,681	13,647	0.00%
43070	Software Licenses/Subsription	52	151	250	102	250	0.00%
43200	Advertisement/ Legal Notices	771	0	772	40	772	0.00%
43210	Printing & Binding	27	31	75	43	87	16.00%
43310	Dues & Publications	145	121	150	0	150	0.00%
43315	Mileage Reimbursement	1	15	40	0	40	0.00%
43320	Training/Education/Mtgs	35	480	629	0	505	-19.71%
43650	Other Contractual	748	798	900	2,125	1,680	86.67%
46010	Insurance Allocated	0	0	0	0	12,352	0.00%
<b>TOTAL HEALTHY CHINO</b>		<b>75,836</b>	<b>85,531</b>	<b>152,822</b>	<b>131,716</b>	<b>168,864</b>	<b>10.50%</b>
<b>33082402</b>	<b>RECREATION CLASSES</b>						
41000	Full-Time Salaries	11,069	13,036	18,274	18,274	18,274	0.00%
41010	Part-Time Salaries	34,285	31,395	65,487	52,000	65,487	0.00%
41070	Employee Svcs Allocated	8,577	8,626	11,650	11,650	8,223	-29.42%
43000	Office Supplies	27	49	50	47	50	0.00%
43030	Postage	47	0	0	0	0	0.00%
43050	Operate Equip/Prgrm Supplies	1,182	1,192	1,200	800	1,200	0.00%
43210	Printing & Binding	27	31	28	0	44	57.14%
43320	Training/Education/Mtgs	50	60	125	30	40	-68.00%
43600	Recreation Contract Svcs	80,876	84,037	88,000	75,000	88,000	0.00%
46000	Central Services Allocated	6,224	5,240	7,054	7,054	6,806	-3.52%
46010	Insurance Allocated	5,631	6,696	8,795	8,795	7,539	-14.28%
46020	Building Allocated	65,483	81,664	51,651	51,651	116,336	125.23%
<b>TOTAL RECREATION CLASSES</b>		<b>213,478</b>	<b>232,026</b>	<b>252,314</b>	<b>225,301</b>	<b>311,999</b>	<b>23.66%</b>
<b>33082403</b>	<b>TINY TOTS</b>						
41000	Full-Time Salaries	1,949	1,999	2,741	2,150	2,486	-9.30%
41010	Part-Time Salaries	53,032	62,965	83,368	80,909	83,694	0.39%
41070	Employee Svcs Allocated	1,286	1,358	1,747	1,747	1,119	-35.95%
43050	Operate Equip/Prgrm Supplies	2,298	1,429	1,800	1,353	1,500	-16.67%
46010	Insurance Allocated	0	0	0	0	7,756	0.00%
<b>TOTAL TINY TOTS</b>		<b>58,565</b>	<b>67,751</b>	<b>89,656</b>	<b>86,159</b>	<b>96,555</b>	<b>7.69%</b>
<b>33082404</b>	<b>AQUATICS</b>						
43650	Other Contractual	0	0	500	0	500	0.00%
<b>TOTAL AQUATICS</b>		<b>0</b>	<b>0</b>	<b>500</b>	<b>0</b>	<b>500</b>	<b>0.00%</b>
<b>33082405</b>	<b>TYKES</b>						
G8584	Family Resource Center C.V.U.S.I	72,375	70,889	155,913	122,572	123,617	-20.71%
	Sub-total	72,375	70,889	155,913	122,572	123,617	-20.71%
<b>TOTAL TYKES</b>		<b>72,375</b>	<b>70,889</b>	<b>155,913</b>	<b>122,572</b>	<b>123,617</b>	<b>-20.71%</b>

**City of Chino**  
**Expenditure Detail By Fund By Program By Object By Project**

Obj/Prj No.	Description	2023 Actual	2024 Actual	2025 Budget	2025 Projected	2026 Proposed	%CHG Bgt/Bgt
<b>330</b>	<b>COMMUNITY SERVICES</b>						
<b>3308250</b>	<b>AYALA PARK OPERATIONS CENTER</b>						
41000	Full-Time Salaries	80,915	75,196	88,652	77,898	99,158	11.85%
41010	Part-Time Salaries	217,150	243,414	358,603	300,000	361,225	0.73%
41020	Over-Time Salaries	1,699	3,738	3,000	800	3,000	0.00%
41070	Employee Svcs Allocated	59,905	63,219	56,516	56,516	44,621	-21.05%
43000	Office Supplies	128	234	500	300	400	-20.00%
43030	Postage	2	29	20	0	20	0.00%
43050	Operate Equip/Prgrm Supplies	10,488	15,969	12,357	11,321	12,677	2.59%
43210	Printing & Binding	0	30	125	43	174	39.20%
43310	Dues & Publications	295	145	150	145	150	0.00%
43315	Mileage Reimbursement	0	0	50	0	50	0.00%
43320	Training/Education/Mtgs	798	960	735	0	755	2.72%
43580	Maint/Contract Repair Svcs	0	0	100,000	90,000	100,000	0.00%
43650	Other Contractual	2,215	90,918	3,475	1,900	3,475	0.00%
46000	Central Services Allocated	15,096	13,919	20,469	20,469	18,737	-8.46%
46010	Insurance Allocated	21,960	27,051	46,961	46,961	41,434	-11.77%
46020	Building Allocated	14,734	18,374	11,622	11,622	26,176	125.23%
46030	Vehicle Allocated	113,242	161,738	166,189	166,189	143,480	-13.66%
	Sub-total	538,627	714,934	869,424	784,164	855,532	-1.60%
N4007	Tropical Storm Hilary	0	225	0	0	0	0.00%
	Sub-total	0	225	0	0	0	0.00%
TOTAL AYALA PARK OPERATIONS CENTER		538,627	715,159	869,424	784,164	855,532	-1.60%
<b>33082502</b>	<b>AYALA PARK BATTING CAGES</b>						
41000	Full-Time Salaries	12,599	12,288	16,574	15,781	17,642	6.44%
41010	Part-Time Salaries	65,030	70,619	109,590	100,848	109,590	0.00%
41070	Employee Svcs Allocated	8,733	9,222	10,566	10,566	7,939	-24.86%
43030	Postage	0	0	60	0	60	0.00%
43050	Operate Equip/Prgrm Supplies	7,725	8,528	9,467	7,225	11,008	16.28%
46010	Insurance Allocated	0	0	0	0	11,451	0.00%
	Sub-total	94,087	100,657	146,257	134,420	157,690	7.82%
N4007	Tropical Storm Hilary	0	71	0	0	0	0.00%
	Sub-total	0	71	0	0	0	0.00%
TOTAL AYALA PARK BATTING CAGES		94,087	100,728	146,257	134,420	157,690	7.82%
<b>33082503</b>	<b>PAVILION/BARBEQUE</b>						
41000	Full-Time Salaries	5,534	6,518	9,137	9,137	9,137	0.00%
41010	Part-Time Salaries	8,973	8,938	13,608	13,579	14,290	5.01%
41070	Employee Svcs Allocated	4,289	4,313	5,825	5,825	4,112	-29.41%
43210	Printing & Binding	0	361	400	215	400	0.00%
TOTAL PAVILION/BARBEQUE		18,796	20,130	28,970	28,756	27,939	-3.56%
<b>33082504</b>	<b>SKATE PARK</b>						
41010	Part-Time Salaries	491	681	2,486	500	1,899	-23.61%
43050	Operate Equip/Prgrm Supplies	0	109	150	120	150	0.00%
43650	Other Contractual	0	0	400	0	750	87.50%
TOTAL SKATE PARK		491	790	3,036	620	2,799	-7.81%
TOTAL COMMUNITY SERVICES		9,416,672	11,069,913	15,223,370	13,043,362	14,584,784	-4.19%

**City of Chino**  
**Expenditure Detail By Fund By Program By Object By Project**

Obj/Prj No.	Description	2023 Actual	2024 Actual	2025 Budget	2025 Projected	2026 Proposed	%CHG Bgt/Bgt
<b>340</b>	<b>PARK FUND</b>						
<b>3401000</b>	<b>PARK FUND</b>						
40004	Retention Payable C.I.P.	-79,786	53,141	0	0	0	0.00%
<b>TOTAL PARK FUND</b>		<b>-79,786</b>	<b>53,141</b>	<b>0</b>	<b>0</b>	<b>0</b>	<b>0.00%</b>
<b>3408300</b>	<b>PARK &amp; FACILITY PLNG &amp; DEV</b>						
41000	Full-Time Salaries	114,858	77,774	145,723	113,479	141,791	-2.70%
41010	Part-Time Salaries	2,721	0	0	0	0	0.00%
41020	Over-Time Salaries	0	320	0	0	0	0.00%
41060	One Time Compensation	0	42,647	0	0	0	0.00%
41070	Employee Svcs Allocated	74,220	69,930	92,898	92,898	63,806	-31.32%
43000	Office Supplies	0	0	200	0	200	0.00%
43030	Postage	0	0	100	0	50	-50.00%
43050	Operate Equip/Prgm Supplies	0	0	1,000	0	1,000	0.00%
43200	Advertisement/ Legal Notices	348	0	500	0	0	-100.00%
43210	Printing & Binding	0	0	250	0	0	-100.00%
43310	Dues & Publications	557	365	465	559	600	29.03%
43315	Mileage Reimbursement	0	0	50	0	50	0.00%
43320	Training/Education/Mtgs	1,030	1,525	1,500	990	1,500	0.00%
43560	Eng/Construct Svcs	0	0	5,000	0	5,000	0.00%
43650	Other Contractual	0	0	40,000	30,000	27,500	-31.25%
46000	Central Services Allocated	6,732	5,638	7,893	7,893	6,490	-17.78%
46010	Insurance Allocated	8,615	9,136	15,301	15,301	12,761	-16.60%
46020	Building Allocated	19,618	23,729	15,863	15,863	35,251	122.22%
	Sub-total	228,699	231,064	326,743	276,983	295,999	-9.41%
G8201	Prop 68 Chino Rancho Park-Cntrl/I	579,747	1,731,662	0	416,917	0	0.00%
G8223	The Natural Resource Agency Dep	25,898	163,093	0	0	0	0.00%
G8241	Sb City/City Of Chino Arpa & Coror	0	0	0	1,000,000	0	0.00%
MS213	Monte Vista Pk Prty Purchase/Derr	42,631	0	0	0	0	0.00%
PK181	Ayala Park Improvement Proj. Ph.	50,358	15,860	0	64,136	0	0.00%
PK183	Monte Vista Pk Restrm & Shade	256,802	118,756	0	0	0	0.00%
PK200	Central & Phillips Park Developmei	0	16,928	0	1,126,387	0	0.00%
PK223	Walnut Park Playground Imp	581	8,268	630,000	28,595	0	-100.00%
PK232	Liberty Park Playground Project	10,000	0	0	0	0	0.00%
PK234	C.O.C.C. Demonstration Garden	7,760	36,363	0	40,020	0	0.00%
PK252	CArolyn Owens Playground Projec	0	0	0	0	75,000	0.00%
PK253	Glen E Duncan Splash Pad	0	0	75,000	0	912,000	1,116.00%
PK261	Hertiage Park Imp	0	0	0	0	100,000	0.00%
PK262	Shady Grove Park Imp	0	0	0	0	100,000	0.00%
	Sub-total	973,777	2,090,930	705,000	2,676,055	1,187,000	68.37%
<b>TOTAL PARK &amp; FACILITY PLNG &amp; DEV</b>		<b>1,202,476</b>	<b>2,321,994</b>	<b>1,031,743</b>	<b>2,953,038</b>	<b>1,482,999</b>	<b>43.74%</b>
<b>34083001</b>	<b>AYALA PARK IMPROVEMENTS</b>						
PK221	Ayala Pk No. Pkng/Pavilion Acc Im	83,265	0	0	0	0	0.00%
PK231	Ayala Pk Softball Fields 1-4	390	404,833	2,006,400	3,870,935	0	-100.00%
	Sub-total	83,655	404,833	2,006,400	3,870,935	0	-100.00%
<b>TOTAL AYALA PARK IMPROVEMENTS</b>		<b>83,655</b>	<b>404,833</b>	<b>2,006,400</b>	<b>3,870,935</b>	<b>0</b>	<b>-100.00%</b>
<b>TOTAL PARK FUND</b>		<b>1,206,345</b>	<b>2,779,968</b>	<b>3,038,143</b>	<b>6,823,973</b>	<b>1,482,999</b>	<b>-51.19%</b>

**City of Chino**  
**Expenditure Detail By Fund By Program By Object By Project**

Obj/Prj No.	Description	2023 Actual	2024 Actual	2025 Budget	2025 Projected	2026 Proposed	%CHG Bgt/Bgt
<b>341</b>	<b>PARK FUND PRESERVE</b>						
<b>3411000</b>	<b>PARK FUND PRESERVE</b>						
40001	Transfers Out	0	0	75,000	0	1,075,000	1,333.33%
TOTAL PARK FUND PRESERVE		0	0	75,000	0	1,075,000	1,333.33%
TOTAL PARK FUND PRESERVE		0	0	75,000	0	1,075,000	#####%
<b>345</b>	<b>PUBLIC EDUCATION GOVT</b>						
<b>3451000</b>	<b>PUBLIC EDUCATION GOVT</b>						
40001	Transfers Out	26,816	143,503	285,534	113,812	111,722	-60.87%
TOTAL PUBLIC EDUCATION GOVT		26,816	143,503	285,534	113,812	111,722	-60.87%
<b>34520404</b>	<b>PUBLIC, EDUCATION, GOVT.</b>						
48090	Other Equipment	0	0	0	0	60,000	0.00%
	Sub-total	0	0	0	0	60,000	0.00%
PF262	Channel 3 Production & Film Studi	0	0	0	0	75,000	0.00%
	Sub-total	0	0	0	0	75,000	0.00%
TOTAL PUBLIC, EDUCATION, GOVT.		0	0	0	0	135,000	0.00%
TOTAL PUBLIC EDUCATION GOVT		26,816	143,503	285,534	113,812	246,722	-13.59%
<b>349</b>	<b>CAPITAL COMM PARK</b>						
<b>3491000</b>	<b>CAPITAL COMM PARK</b>						
40002	Transfers Out-G.F. Committed	10,734	5,095,483	899,886	28,594	871,292	-3.18%
40009	Elimination Int Transfer Out	350,647	127,024	0	0	0	0.00%
TOTAL CAPITAL COMM PARK		361,381	5,222,507	899,886	28,594	871,292	-3.18%
TOTAL CAPITAL COMM PARK		361,381	5,222,507	899,886	28,594	871,292	-3.18%

**City of Chino**  
**Expenditure Detail By Fund By Program By Object By Project**

Obj/Prj No.	Description	2023 Actual	2024 Actual	2025 Budget	2025 Projected	2026 Proposed	%CHG Bgt/Bgt
<b>350</b>	<b>COMM DEV BLOCK GRANT</b>						
<b>3508010</b>	<b>CDBG-ADMINISTRATION</b>						
41000	Full-Time Salaries	26,508	25,288	24,006	24,006	36,260	51.05%
43000	Office Supplies	178	186	200	38	200	0.00%
43030	Postage	32	15	100	3	100	0.00%
43200	Advertisement/ Legal Notices	1,711	1,740	5,200	5,046	8,400	61.54%
43310	Dues & Publications	940	940	940	940	940	0.00%
43315	Mileage Reimbursement	0	0	100	0	100	0.00%
43320	Training/Education/Mtgs	0	0	1,500	0	1,500	0.00%
43500	City Atty Services	164	102	500	0	500	0.00%
43650	Other Contractual	9,670	14,630	50,000	50,000	20,000	-60.00%
	Sub-total	39,203	42,901	82,546	80,033	68,000	-17.62%
G8028	CDBG Fair Housing	20,000	20,000	20,000	20,000	40,000	100.00%
G8029	CDBG Landlord Tenant Mediation	0	0	0	0	10,000	0.00%
	Sub-total	20,000	20,000	20,000	20,000	50,000	150.00%
<b>TOTAL CDBG-ADMINISTRATION</b>		<b>59,203</b>	<b>62,901</b>	<b>102,546</b>	<b>100,033</b>	<b>118,000</b>	<b>15.07%</b>
<b>3508020</b>	<b>CDBG-PUBLIC SERVICE</b>						
G8001	CDBG Graffiti Abate	10,684	9,905	10,000	10,000	10,000	0.00%
G8004	CDBG Family Counsel	27,454	11,344	15,000	15,000	10,000	-33.33%
G8009	CDBG House Of Ruth	15,000	6,331	10,000	10,000	10,000	0.00%
G8011	CDBG Chino Neighbor House	10,000	13,228	10,955	10,955	10,000	-8.72%
G8029	CDBG Landlord Tenant Mediation	0	11,380	10,000	10,000	10,000	0.00%
G8031	CDBG Family Service Association	15,000	13,228	10,955	10,955	10,000	-8.72%
G8036	CDBG Inland Valley Hope	10,000	10,000	10,000	15,669	10,000	0.00%
G8038	CDBG Sunrise Church Of Californi	0	0	0	0	10,000	0.00%
	Sub-total	88,138	75,416	76,910	82,579	80,000	4.02%
<b>TOTAL CDBG-PUBLIC SERVICE</b>		<b>88,138</b>	<b>75,416</b>	<b>76,910</b>	<b>82,579</b>	<b>80,000</b>	<b>4.02%</b>
<b>3508030</b>	<b>CDBG-CIP &amp; ECONOMIC DEV</b>						
G6220	CDBG Alley Project Fy21-22	16,516	304,711	0	0	0	0.00%
G8019	CDBG Code Enforce	30,749	40,176	60,000	33,540	40,000	-33.33%
PK183	Monte Vista Pk Restrtn & Shade	760,662	0	0	0	0	0.00%
PK255	Monte Vista Park Expansion	0	0	0	0	323,080	0.00%
SN240	Alley Improvements FY23-24	0	0	298,869	48,958	0	-100.00%
	Sub-total	807,927	344,887	358,869	82,498	363,080	1.17%
<b>TOTAL CDBG-CIP &amp; ECONOMIC DEV</b>		<b>807,927</b>	<b>344,887</b>	<b>358,869</b>	<b>82,498</b>	<b>363,080</b>	<b>1.17%</b>
<b>35080301</b>	<b>CDBG-HOME IMPROVEMENT GRANT</b>						
G8127	CDBG-Safe Homes For Seniors	53,517	60,513	100,000	100,000	70,000	-30.00%
	Sub-total	53,517	60,513	100,000	100,000	70,000	-30.00%
<b>TOTAL CDBG-HOME IMPROVEMENT GRANT</b>		<b>53,517</b>	<b>60,513</b>	<b>100,000</b>	<b>100,000</b>	<b>70,000</b>	<b>-30.00%</b>
<b>3508041</b>	<b>CDBG CV3 CARES ACT</b>						
G6076	CDBG Distance Learning Homewo	15,557	14,828	0	0	0	0.00%
G6078	CDBG C.V.3. Emgy Rental Assista	20,952	0	0	0	0	0.00%
	Sub-total	36,509	14,828	0	0	0	0.00%
<b>TOTAL CDBG CV3 CARES ACT</b>		<b>36,509</b>	<b>14,828</b>	<b>0</b>	<b>0</b>	<b>0</b>	<b>0.00%</b>
<b>TOTAL COMM DEV BLOCK GRANT</b>		<b>1,045,294</b>	<b>558,545</b>	<b>638,325</b>	<b>365,110</b>	<b>631,080</b>	<b>-1.14%</b>



**City of Chino**  
**Expenditure Detail By Fund By Program By Object By Project**

Obj/Prj No.	Description	2023 Actual	2024 Actual	2025 Budget	2025 Projected	2026 Proposed	%CHG Bgt/Bgt
<b>360</b>	<b>LANDSCAPE &amp; LIGHTING FUND</b>						
<b>3607200</b>	<b>STREET LIGHTING</b>						
41000	Full-Time Salaries	43,687	39,123	76,472	64,856	37,901	-50.44%
41020	Over-Time Salaries	908	1,202	1,200	1,317	1,200	0.00%
41070	Employee Svcs Allocated	31,740	43,813	48,751	48,751	17,055	-65.02%
43050	Operate Equip/Prgrm Supplies	0	154	3,500	2,793	2,500	-28.57%
43430	Utilities Electric	619,819	657,754	650,000	622,846	650,000	0.00%
43500	City Atty Services	22	0	200	0	0	-100.00%
43580	Maint/Contract Repair Svcs	372,325	376,494	430,000	408,784	430,000	0.00%
43650	Other Contractual	0	0	5,000	0	5,000	0.00%
46000	Central Services Allocated	27,552	24,417	32,092	32,092	25,773	-19.69%
46010	Insurance Allocated	5,183	9,061	9,941	9,941	4,169	-58.06%
46020	Building Allocated	1,819	3,871	2,499	2,499	2,740	9.64%
TOTAL STREET LIGHTING		1,103,055	1,155,889	1,259,655	1,193,879	1,176,338	-6.61%
<b>3607210</b>	<b>CIVIC CENTER</b>						
43050	Operate Equip/Prgrm Supplies	2,951	3,325	4,500	4,029	4,500	0.00%
43230	Equipment & Misc Rental	0	0	129,929	129,929	156,929	20.78%
43580	Maint/Contract Repair Svcs	99,821	98,436	125,000	99,500	105,000	-16.00%
46000	Central Services Allocated	3,613	2,540	3,411	3,411	5,963	74.82%
46010	Insurance Allocated	164	165	0	0	0	0.00%
TOTAL CIVIC CENTER		106,549	104,466	262,840	236,869	272,392	3.63%
<b>3607220</b>	<b>PUBLIC PARKS AND BLDG SITES</b>						
41000	Full-Time Salaries	540,553	754,197	726,631	640,203	808,130	11.22%
41010	Part-Time Salaries	65,620	130,753	285,826	271,360	350,485	22.62%
41020	Over-Time Salaries	35,243	33,701	34,000	30,000	34,000	0.00%
41025	Work Comp Pay	0	12,039	0	11,684	0	0.00%
41030	Temporary Services	0	899	0	0	0	0.00%
41070	Employee Svcs Allocated	412,136	396,075	463,227	463,227	363,659	-21.49%
43000	Office Supplies	1,307	1,104	1,500	1,500	1,500	0.00%
43030	Postage	2	4	50	0	50	0.00%
43040	Uniforms	8,230	10,732	12,000	12,000	13,000	8.33%
43050	Operate Equip/Prgrm Supplies	329,145	210,646	250,000	195,000	200,000	-20.00%
43200	Advertisement/ Legal Notices	348	696	350	0	350	0.00%
43210	Printing & Binding	402	0	0	0	0	0.00%
43230	Equipment & Misc Rental	4,326	3,630	7,000	0	5,000	-28.57%
43310	Dues & Publications	0	259	800	436	500	-37.50%
43320	Training/Education/Mtgs	1,118	1,136	1,500	1,000	1,500	0.00%
43400	Utilities Water	355,479	367,808	500,000	504,758	510,000	2.00%
43430	Utilities Electric	1,654	2,166	3,000	2,818	3,000	0.00%
43440	Telephone/I.S.P. Utilities	130	57	200	99	200	0.00%
43500	City Atty Services	188	745	2,000	166	0	-100.00%
43580	Maint/Contract Repair Svcs	1,843,531	1,870,261	2,067,927	1,839,482	1,850,000	-10.54%
43650	Other Contractual	0	19,950	0	0	0	0.00%
46000	Central Services Allocated	107,652	105,006	139,817	139,817	108,381	-22.48%
46010	Insurance Allocated	78,438	125,566	131,619	131,619	120,887	-8.15%
46020	Building Allocated	25,553	50,220	33,091	33,091	79,441	140.07%
46030	Vehicle Allocated	372,796	496,908	478,788	478,788	497,976	4.01%
	Sub-total	4,183,851	4,594,558	5,139,326	4,757,048	4,948,059	-3.72%
N4007	Tropical Storm Hilary	0	701	0	0	0	0.00%
	Sub-total	0	701	0	0	0	0.00%
TOTAL PUBLIC PARKS AND BLDG SITES		4,183,851	4,595,259	5,139,326	4,757,048	4,948,059	-3.72%



**City of Chino**  
**Expenditure Detail By Fund By Program By Object By Project**

Obj/Prj No.	Description	2023 Actual	2024 Actual	2025 Budget	2025 Projected	2026 Proposed	%CHG Bgt/Bgt
<b>360</b>	<b>LANDSCAPE &amp; LIGHTING FUND</b>						
<b>3607230</b>	<b>MEDIANS AND PARKWAYS</b>						
41000	Full-Time Salaries	27,784	25,695	85,801	86,148	15,806	-81.58%
41020	Over-Time Salaries	284	268	500	200	300	-40.00%
41070	Employee Svcs Allocated	18,552	35,558	54,698	54,698	7,113	-87.00%
43050	Operate Equip/Prgrm Supplies	6,610	5,048	10,000	3,300	7,700	-23.00%
43400	Utilities Water	187,905	185,280	200,000	185,000	200,000	0.00%
43430	Utilities Electric	5,145	4,939	6,000	5,124	6,000	0.00%
43580	Maint/Contract Repair Svcs	228,735	235,875	220,000	200,000	260,000	18.18%
46000	Central Services Allocated	14,140	12,517	15,035	15,035	11,213	-25.42%
46010	Insurance Allocated	3,754	6,849	11,154	11,154	1,739	-84.41%
46020	Building Allocated	1,437	3,142	2,804	2,804	1,143	-59.24%
<b>TOTAL MEDIANS AND PARKWAYS</b>		<b>494,346</b>	<b>515,171</b>	<b>605,992</b>	<b>563,463</b>	<b>511,014</b>	<b>-15.67%</b>
<b>3607240</b>	<b>STREET TREES</b>						
41000	Full-Time Salaries	271,711	171,047	259,740	253,297	296,688	14.22%
41010	Part-Time Salaries	58,887	34,727	25,392	25,392	0	-100.00%
41020	Over-Time Salaries	15,910	10,157	18,000	10,000	13,000	-27.78%
41070	Employee Svcs Allocated	192,668	185,777	180,257	180,257	133,510	-25.93%
43000	Office Supplies	249	229	500	250	250	-50.00%
43050	Operate Equip/Prgrm Supplies	6,775	8,801	10,000	7,300	10,000	0.00%
43230	Equipment & Misc Rental	0	0	500	0	500	0.00%
43310	Dues & Publications	0	400	300	266	300	0.00%
43320	Training/Education/Mtgs	1,291	1,133	1,500	1,000	1,500	0.00%
43500	City Atty Services	0	87	500	0	0	-100.00%
43580	Maint/Contract Repair Svcs	417,580	413,899	620,480	493,777	555,000	-10.55%
43650	Other Contractual	1,396	0	0	0	0	0.00%
46000	Central Services Allocated	30,302	26,651	32,233	32,233	23,864	-25.96%
46010	Insurance Allocated	35,587	38,542	37,067	37,067	32,636	-11.95%
46020	Building Allocated	18,091	20,059	9,319	9,319	21,447	130.14%
	Sub-total	1,050,447	911,509	1,195,788	1,050,158	1,088,695	-8.96%
N4007	Tropical Storm Hilary	0	247	0	0	0	0.00%
N4008	2025 January Red Flag Wind Even	0	0	0	1,373	0	0.00%
	Sub-total	0	247	0	1,373	0	0.00%
<b>TOTAL STREET TREES</b>		<b>1,050,447</b>	<b>911,756</b>	<b>1,195,788</b>	<b>1,051,531</b>	<b>1,088,695</b>	<b>-8.96%</b>
<b>3607250</b>	<b>SPECIAL SERVICES</b>						
46000	Central Services Allocated	169	0	0	0	0	0.00%
46010	Insurance Allocated	334	0	0	0	0	0.00%
46030	Vehicle Allocated	2,811	0	0	0	0	0.00%
<b>TOTAL SPECIAL SERVICES</b>		<b>3,314</b>	<b>0</b>	<b>0</b>	<b>0</b>	<b>0</b>	<b>0.00%</b>

**City of Chino**  
**Expenditure Detail By Fund By Program By Object By Project**

Obj/Prj No.	Description	2023 Actual	2024 Actual	2025 Budget	2025 Projected	2026 Proposed	%CHG Bgt/Bgt
<b>360</b>	<b>LANDSCAPE &amp; LIGHTING FUND</b>						
<b>3607260</b>	<b>MAINTENANCE DISTRICTS</b>						
43050	Operate Equip/Prgrm Supplies	965	0	5,500	4,500	5,000	-9.09%
43200	Advertisement/ Legal Notices	0	0	1,000	0	500	-50.00%
43400	Utilities Water	0	0	30,575	0	232,575	660.67%
43430	Utilities Electric	0	33	97,403	0	123,403	26.69%
43500	City Atty Services	0	112	500	87	0	-100.00%
43580	Maint/Contract Repair Svcs	12,553	11,333	464,575	416,393	464,575	0.00%
43650	Other Contractual	9,732	0	11,000	9,445	11,000	0.00%
	Sub-total	23,250	11,478	610,553	430,425	837,053	37.10%
Z0001	Maint Dist Zone 1	19,538	16,089	0	0	0	0.00%
Z0002	Maint Dist Zone 2	6,828	4,057	0	0	0	0.00%
Z0003	Maint Dist Zone 3	7,835	6,755	0	0	0	0.00%
Z0004	Maint Dist Zone 4	4,330	3,301	0	0	0	0.00%
Z0005	Maint Dist Zone 5	20	20	0	0	0	0.00%
Z0006	Maint Dist Zone 6	2,013	2,617	0	0	0	0.00%
Z0007	Maint Dist Zone 7	327	327	0	0	0	0.00%
Z0008	Maint Dist Zone 8	1,947	3,500	0	0	0	0.00%
Z0009	Maint Dist Zone 9	11,331	10,731	0	0	0	0.00%
Z000A	Maint Dist Zone A	1,367	1,007	0	0	0	0.00%
Z000B	Maint Dist Zone B	492	259	0	0	0	0.00%
Z000C	Maint Dist Zone C	1,210	685	0	0	0	0.00%
Z000D	Maint Dist Zone D	41	41	0	0	0	0.00%
Z0010	Maint Dist Zone 10	112	112	0	0	0	0.00%
Z0011	Maint Dist Zone 11	3,183	3,847	0	0	0	0.00%
Z0012	Maint Dist Zone 12	25,255	25,958	0	0	0	0.00%
Z0013	Maint Dist Zone 13	1,498	364	0	0	0	0.00%
Z0014	Maint Dist Zone 14	15,720	14,544	0	0	0	0.00%
Z0015	Maint Dist Zone 15	3,382	2,685	0	0	0	0.00%
Z0016	Maint Dist Zone 16	256	256	0	0	0	0.00%
Z0017	Maint Dist Zone 17	3,590	3,564	0	0	0	0.00%
Z0018	Maint Dist Zone 18	18,840	18,848	0	0	0	0.00%
Z0019	Maint Dist Zone 19	677	493	0	0	0	0.00%
Z0020	Maint Dist Zone 20	174,117	184,223	0	0	0	0.00%
Z0021	Maint Dist Zone 21	10	10	0	0	0	0.00%
Z0022	Maint Dist Zone 22	20	20	0	0	0	0.00%
Z0023	Maint Dist Zone 23	20	20	0	0	0	0.00%
Z0024	Maint Dist Zone 24	3,110	2,664	0	0	0	0.00%
Z0025	Maint Dist Zone 25	153	153	0	0	0	0.00%
Z0026	Maint Dist Zone 26	20	20	0	0	0	0.00%
Z0027	Maint Dist Zone 27	985	765	0	0	0	0.00%
Z0028	Maint Dist Zone 28	71	71	0	0	0	0.00%
Z0029	Maint Dist Zone 29	533	349	0	0	0	0.00%
Z0030	Maint Dist Zone 30	206	206	0	0	0	0.00%
Z0031	Maint Dist Zone 31	71	71	0	0	0	0.00%
Z0032	Maint Dist Zone 32	143	143	0	0	0	0.00%
Z0033	Maint Dist Zone 33	133	133	0	0	0	0.00%
Z0034	Maint Dist Zone 34	112	112	0	0	0	0.00%
Z0036	Maint Dist Zone 36	41	41	0	0	0	0.00%
Z0037	Maint Dist Zone 37	855	908	0	0	0	0.00%
Z0038	Maint Dist Zone 38	61	61	0	0	0	0.00%
Z0039	Maint Dist Zone 39	1,741	1,190	0	0	0	0.00%
Z0040	Maint Dist Zone 40	1,629	1,755	0	0	0	0.00%
Z0041	Maint Dist Zone 41	13,902	13,520	0	0	0	0.00%

**City of Chino**  
**Expenditure Detail By Fund By Program By Object By Project**

Obj/Prj No.	Description	2023 Actual	2024 Actual	2025 Budget	2025 Projected	2026 Proposed	%CHG Bgt/Bgt
<b>360</b>	<b>LANDSCAPE &amp; LIGHTING FUND</b>						
<b>3607260</b>	<b>MAINTENANCE DISTRICTS</b>						
Z0042	Maint Dist Zone 42	41	41	0	0	0	0.00%
Z0043	Maint Dist Zone 43	476	292	0	0	0	0.00%
Z0044	Maint Dist Zone 44	10	10	0	0	0	0.00%
Z0045	Maint Dist Zone 45	112	112	0	0	0	0.00%
Z0046	Maint Dist Zone 46	51	51	0	0	0	0.00%
Z0048	Maint Dist Zone 48	884	458	0	0	0	0.00%
Z0049	Maint Dist Zone 49	31	31	0	0	0	0.00%
Z0050	Maint Dist Zone 50	630	2,091	0	0	0	0.00%
Z0051	Maint Dist Zone 51	61	61	0	0	0	0.00%
Z0052	Maint Dist Zone 52	112	112	0	0	0	0.00%
Z0053	Maint Dist Zone 53	71	71	0	0	0	0.00%
Z0054	Maint Dist Zone 54	31	31	0	0	0	0.00%
Z0055	Maint Dist Zone 55	71	71	0	0	0	0.00%
Z0056	Maint Dist Zone 56	122	122	0	0	0	0.00%
Z0057	Maint Dist Zone 57	82	82	0	0	0	0.00%
Z0059	Maint Dist Zone 59	71	71	0	0	0	0.00%
Z0060	Maint Dist Zone 60	20	20	0	0	0	0.00%
Z0061	Maint Dist Zone 61	204	204	0	0	0	0.00%
Z0062	Maint Dist Zone 62	20	20	0	0	0	0.00%
Z0063	Maint Dist Zone 63	111	31	0	0	0	0.00%
Z0064	Maint Dist Zone 64	41	41	0	0	0	0.00%
Z0066	Maint Dist Zone 66	80	0	0	0	0	0.00%
Z0067	Maint Dist Zone 67	80	0	0	0	0	0.00%
Z0069	Maint Dist Zone 69	1,148	1,222	0	0	0	0.00%
Z0070	Maint Dist Zone 70	10	10	0	0	0	0.00%
Z0074	Maint Dist Zone 74	8,199	4,385	0	0	0	0.00%
Z0076	Maint Dist Zone 76	31	31	0	0	0	0.00%
Z0079	Maint Dist Zone 79	100	20	0	0	0	0.00%
Z0080	Maint Dist Zone 80	17,268	16,291	0	0	0	0.00%
Z0082	Maint Dist Zone 82	6,400	6,400	0	0	0	0.00%
Z0084	Maint Dist Zone 84	0	94	0	0	0	0.00%
Z0086	Maint Dist Zone 86	10	10	0	0	0	0.00%
Z0087	Maint Dist Zone 87	122	122	0	0	0	0.00%
Z0088	Maint Dist Zone 88	20	20	0	0	0	0.00%
Z0089	Maint Dist Zone 89	61	61	0	0	0	0.00%
Z0091	Maint Dist Zone 91	31	31	0	0	0	0.00%
Z0093	Maint Dist Zone 93	10	10	0	0	0	0.00%
Z0094	Maint Dist Zone 94	10	10	0	0	0	0.00%
Z0095	Maint Dist Zone 95	20	20	0	0	0	0.00%
Z0096	Maint Dist Zone 96	20	20	0	0	0	0.00%
Z0098	Maint Dist Zone 98	4,805	4,822	0	0	0	0.00%
Z0099	Maint Dist Zone 99	41	41	0	0	0	0.00%
Z0100	Maint Dist Zone 100	82	82	0	0	0	0.00%
Z0101	Maint Dist Zone 101	20	20	0	0	0	0.00%
Z0102	Maint Dist Zone 102	10,903	10,992	0	0	0	0.00%
Z0103	Maint Dist Zone 103	3,759	3,698	0	0	0	0.00%
Z0104	Maint Dist Zone 104	20	20	0	0	0	0.00%
Z0105	Maint Dist Zone 105	10	10	0	0	0	0.00%
Z0106	Maint Dist Zone 106	10	10	0	0	0	0.00%
Z0108	Maint Dist Zone 108	9,747	9,747	0	0	0	0.00%
Z0109	Maint Dist Zone 109	286	286	0	0	0	0.00%
Z0110	Maint Dist Zone 110	10	10	0	0	0	0.00%
Z0111	Maint Dist Zone 111	20	20	0	0	0	0.00%

**City of Chino**  
**Expenditure Detail By Fund By Program By Object By Project**

Obj/Prj No.	Description	2023 Actual	2024 Actual	2025 Budget	2025 Projected	2026 Proposed	%CHG Bgt/Bgt
<b>360</b>	<b>LANDSCAPE &amp; LIGHTING FUND</b>						
<b>3607260</b>	<b>MAINTENANCE DISTRICTS</b>						
Z0112	Maint Dist Zone 112	9,813	7,615	0	0	0	0.00%
Z0113	Maint Dist Zone 113	5,027	8,949	0	0	0	0.00%
Z0114	Maint Dist Zone 114	11,198	13,276	0	0	0	0.00%
Z0115	Maint Dist Zone 115	3,622	3,773	0	0	0	0.00%
Z0117	Maint Dist Zone 117	41	41	0	0	0	0.00%
Z0118	Maint Dist Zone 118	10	10	0	0	0	0.00%
Z0120	Maint Dist Zone 120	31	31	0	0	0	0.00%
Z0121	Maint Dist Zone 121	20	20	0	0	0	0.00%
Z0122	Maint Dist Zone 122	31	31	0	0	0	0.00%
Z0123	Maint Dist Zone 123	10	10	0	0	0	0.00%
Z0124	Maint Dist Zone 124	10	10	0	0	0	0.00%
Z0126	Maint Dist Zone 126	31	31	0	0	0	0.00%
Z0127	Maint Dist Zone 127	31	31	0	0	0	0.00%
Z0128	Maint Dist Zone 128	7,663	7,233	0	0	0	0.00%
Z0129	Maint Dist Zone 129	41	41	0	0	0	0.00%
Z0130	Maint Dist Zone 130	26,016	29,309	0	0	0	0.00%
Z0131	Maint Dist Zone 131	20	20	0	0	0	0.00%
Z0132	Maint Dist Zone 132	92	92	0	0	0	0.00%
Z119A	Maint Dist Zone 119A	10	10	0	0	0	0.00%
	Sub-total	458,027	459,566	0	0	0	0.00%
TOTAL MAINTENANCE DISTRICTS		481,277	471,044	610,553	430,425	837,053	37.10%
TOTAL LANDSCAPE & LIGHTING FUND		7,422,839	7,753,585	9,074,154	8,233,215	8,833,551	-2.65%

**City of Chino**  
**Expenditure Detail By Fund By Program By Object By Project**

Obj/Prj No.	Description	2023 Actual	2024 Actual	2025 Budget	2025 Projected	2026 Proposed	%CHG Bgt/Bgt
<b>361</b>	<b>ASSESSMENT DISTRICT FUND</b>						
<b>36172601</b>	<b>ASSESS MAINT DISTRICT 75-1</b>						
41000	Full-Time Salaries	48	67	86	86	86	0.00%
41070	Employee Svcs Allocated	44	42	55	55	39	-29.09%
43050	Operate Equip/Prgrm Supplies	0	0	100	0	100	0.00%
43400	Utilities Water	1,428	1,334	1,700	1,400	1,700	0.00%
43430	Utilities Electric	0	0	350	50	300	-14.29%
43580	Maint/Contract Repair Svcs	0	0	1,500	1,500	1,500	0.00%
43650	Other Contractual	0	442	685	453	685	0.00%
46000	Central Services Allocated	116	99	118	118	99	-16.10%
46010	Insurance Allocated	11	13	11	11	9	-18.18%
46020	Building Allocated	3	4	3	3	6	100.00%
	Sub-total	1,650	2,001	4,608	3,676	4,524	-1.82%
Z0001	Maint Dist Zone 1	1,076	1,178	0	0	0	0.00%
	Sub-total	1,076	1,178	0	0	0	0.00%
<b>TOTAL ASSESS MAINT DISTRICT 75-1</b>		<b>2,726</b>	<b>3,179</b>	<b>4,608</b>	<b>3,676</b>	<b>4,524</b>	<b>-1.82%</b>
<b>36172602</b>	<b>ASSESS MAINT DISTRICT 75-2</b>						
41000	Full-Time Salaries	620	872	1,112	1,112	1,112	0.00%
41070	Employee Svcs Allocated	568	552	709	709	500	-29.48%
43050	Operate Equip/Prgrm Supplies	26	0	150	0	100	-33.33%
43400	Utilities Water	1,889	2,024	2,500	2,212	2,500	0.00%
43430	Utilities Electric	0	0	350	70	300	-14.29%
43580	Maint/Contract Repair Svcs	0	0	3,300	2,521	3,300	0.00%
43650	Other Contractual	0	442	685	685	685	0.00%
46000	Central Services Allocated	221	184	232	232	195	-15.95%
46010	Insurance Allocated	105	105	145	145	122	-15.86%
46020	Building Allocated	44	49	36	36	80	122.22%
	Sub-total	3,473	4,228	9,219	7,722	8,894	-3.53%
Z0001	Maint Dist Zone 1	3,314	3,046	0	0	0	0.00%
	Sub-total	3,314	3,046	0	0	0	0.00%
<b>TOTAL ASSESS MAINT DISTRICT 75-2</b>		<b>6,787</b>	<b>7,274</b>	<b>9,219</b>	<b>7,722</b>	<b>8,894</b>	<b>-3.53%</b>
<b>36172603</b>	<b>ASSESS MAINT DISTRICT 76-1</b>						
41000	Full-Time Salaries	572	805	1,027	1,070	1,026	-0.10%
41070	Employee Svcs Allocated	525	510	655	655	462	-29.47%
43050	Operate Equip/Prgrm Supplies	15	0	150	0	100	-33.33%
43400	Utilities Water	2,080	2,626	2,800	3,200	3,500	25.00%
43430	Utilities Electric	0	0	350	34	300	-14.29%
43580	Maint/Contract Repair Svcs	0	0	4,300	3,300	4,300	0.00%
43650	Other Contractual	0	442	685	685	685	0.00%
46000	Central Services Allocated	238	206	263	263	236	-10.27%
46010	Insurance Allocated	97	99	134	134	113	-15.67%
46020	Building Allocated	41	45	34	34	74	117.65%
	Sub-total	3,568	4,733	10,398	9,375	10,796	3.83%
Z0001	Maint Dist Zone 1	3,506	3,460	0	0	0	0.00%
	Sub-total	3,506	3,460	0	0	0	0.00%
<b>TOTAL ASSESS MAINT DISTRICT 76-1</b>		<b>7,074</b>	<b>8,193</b>	<b>10,398</b>	<b>9,375</b>	<b>10,796</b>	<b>3.83%</b>

**City of Chino**  
**Expenditure Detail By Fund By Program By Object By Project**

Obj/Prj No.	Description	2023 Actual	2024 Actual	2025 Budget	2025 Projected	2026 Proposed	%CHG Bgt/Bgt
<b>361</b>	<b>ASSESSMENT DISTRICT FUND</b>						
<b>36172604</b>	<b>ASSESS MAINT DISTRICT 76-2</b>						
41000	Full-Time Salaries	1,716	2,414	3,080	3,212	3,079	-0.03%
41070	Employee Svcs Allocated	1,573	1,529	1,964	1,964	1,386	-29.43%
43050	Operate Equip/Pgrm Supplies	75	0	175	85	175	0.00%
43400	Utilities Water	0	0	1,300	1,100	1,300	0.00%
43430	Utilities Electric	0	0	500	121	500	0.00%
43580	Maint/Contract Repair Svcs	0	0	4,075	3,800	4,075	0.00%
43650	Other Contractual	0	442	687	453	687	0.00%
46000	Central Services Allocated	307	243	312	312	264	-15.38%
46010	Insurance Allocated	276	274	400	400	339	-15.25%
46020	Building Allocated	122	135	101	101	223	120.79%
	Sub-total	4,069	5,037	12,594	11,548	12,028	-4.49%
Z0001	Maint Dist Zone 1	5,053	4,780	0	0	0	0.00%
	Sub-total	5,053	4,780	0	0	0	0.00%
<b>TOTAL ASSESS MAINT DISTRICT 76-2</b>		<b>9,122</b>	<b>9,817</b>	<b>12,594</b>	<b>11,548</b>	<b>12,028</b>	<b>-4.49%</b>

# City of Chino

## Expenditure Detail By Fund By Program By Object By Project

Obj/Prj No.	Description	2023 Actual	2024 Actual	2025 Budget	2025 Projected	2026 Proposed	%CHG Bgt/Bgt
<b>361</b>	<b>ASSESSMENT DISTRICT FUND</b>						
<b>36172606</b>	<b>ASSESS MAINT DISTRICT 83-2</b>						
41000	Full-Time Salaries	68,094	90,351	123,061	123,384	119,694	-2.74%
41020	Over-Time Salaries	425	272	1,500	1,500	1,500	0.00%
41070	Employee Svcs Allocated	44,686	46,970	78,451	78,451	53,862	-31.34%
43050	Operate Equip/Prgrm Supplies	884	178	8,000	7,877	8,000	0.00%
43400	Utilities Water	0	0	360,000	327,576	190,000	-47.22%
43430	Utilities Electric	122,340	136,834	102,898	160,894	102,898	0.00%
43580	Maint/Contract Repair Svcs	6,960	4,076	450,000	450,000	450,000	0.00%
43650	Other Contractual	0	3,981	6,587	6,587	6,587	0.00%
46000	Central Services Allocated	24,006	19,566	24,902	24,902	21,377	-14.16%
46010	Insurance Allocated	8,501	9,299	15,998	15,998	13,166	-17.70%
46020	Building Allocated	3,461	4,150	4,022	4,022	8,652	115.12%
	Sub-total	279,357	315,677	1,175,419	1,201,191	975,736	-16.99%
Z0001	Maint Dist Zone 1	9,630	7,761	0	0	0	0.00%
Z0002	Maint Dist Zone 2	10,530	8,621	0	0	0	0.00%
Z0003	Maint Dist Zone 3	184	184	0	0	0	0.00%
Z0004	Maint Dist Zone 4	31	31	0	0	0	0.00%
Z0005	Maint Dist Zone 5	51	51	0	0	0	0.00%
Z0006	Maint Dist Zone 6	400	976	0	0	0	0.00%
Z0007	Maint Dist Zone 7	5,481	2,759	0	0	0	0.00%
Z0008	Maint Dist Zone 8	1,043	3,257	0	0	0	0.00%
Z0009	Maint Dist Zone 9	1,007	945	0	0	0	0.00%
Z000A	Maint Dist Zone A	2,907	2,692	0	0	0	0.00%
Z000B	Maint Dist Zone B	533	533	0	0	0	0.00%
Z000C	Maint Dist Zone C	1,996	1,391	0	0	0	0.00%
Z000D	Maint Dist Zone D	122	122	0	0	0	0.00%
Z0011	Maint Dist Zone 11	8,849	9,615	0	0	0	0.00%
Z0012	Maint Dist Zone 12	3,884	3,851	0	0	0	0.00%
Z0013	Maint Dist Zone 13	1,488	353	0	0	0	0.00%
Z0014	Maint Dist Zone 14	4,666	1,506	0	0	0	0.00%
Z0015	Maint Dist Zone 15	7,192	6,710	0	0	0	0.00%
Z0016	Maint Dist Zone 16	92	92	0	0	0	0.00%
Z0017	Maint Dist Zone 17	3,464	3,567	0	0	0	0.00%
Z0018	Maint Dist Zone 18	1,537	1,407	0	0	0	0.00%
Z0019	Maint Dist Zone 19	3,089	3,879	0	0	0	0.00%
Z0020	Maint Dist Zone 20	389,211	384,766	0	0	0	0.00%
Z0022	Maint Dist Zone 22	41	41	0	0	0	0.00%
Z0024	Maint Dist Zone 24	6,152	5,867	0	0	0	0.00%
Z0025	Maint Dist Zone 25	184	184	0	0	0	0.00%
Z0027	Maint Dist Zone 27	110	0	0	0	0	0.00%
Z0029	Maint Dist Zone 29	41	41	0	0	0	0.00%
Z0030	Maint Dist Zone 30	20	20	0	0	0	0.00%
Z0039	Maint Dist Zone 39	8,436	8,516	0	0	0	0.00%
Z0041	Maint Dist Zone 41	23,270	22,975	0	0	0	0.00%
Z0048	Maint Dist Zone 48	20	20	0	0	0	0.00%
Z0054	Maint Dist Zone 54	31	31	0	0	0	0.00%
Z0061	Maint Dist Zone 61	20	20	0	0	0	0.00%
Z0062	Maint Dist Zone 62	10	10	0	0	0	0.00%
Z0065	Maint Dist Zone 65	10	10	0	0	0	0.00%
Z0067	Maint Dist Zone 67	61	61	0	0	0	0.00%
Z0069	Maint Dist Zone 69	3,012	3,374	0	0	0	0.00%
Z0074	Maint Dist Zone 74	12,163	8,767	0	0	0	0.00%
Z0078	Maint Dist Zone 78	10	10	0	0	0	0.00%



**City of Chino**  
**Expenditure Detail By Fund By Program By Object By Project**

Obj/Prj No.	Description	2023 Actual	2024 Actual	2025 Budget	2025 Projected	2026 Proposed	%CHG Bgt/Bgt
<b>361</b>	<b>ASSESSMENT DISTRICT FUND</b>						
<b>36172606</b>	<b>ASSESS MAINT DISTRICT 83-2</b>						
Z0080	Maint Dist Zone 80	36,564	31,985	0	0	0	0.00%
Z0082	Maint Dist Zone 82	6,502	6,502	0	0	0	0.00%
Z0086	Maint Dist Zone 86	41	41	0	0	0	0.00%
Z0090	Maint Dist Zone 90	92	92	0	0	0	0.00%
Z0096	Maint Dist Zone 96	20	20	0	0	0	0.00%
Z0097	Maint Dist Zone 97	31	31	0	0	0	0.00%
Z0098	Maint Dist Zone 98	16,488	16,878	0	0	0	0.00%
Z0100	Maint Dist Zone 100	41	5	0	0	0	0.00%
Z0102	Maint Dist Zone 102	13,333	13,441	0	0	0	0.00%
Z0103	Maint Dist Zone 103	7,791	7,649	0	0	0	0.00%
Z0105	Maint Dist Zone 105	206	228	0	0	0	0.00%
Z0107	Maint Dist Zone 107	10	10	0	0	0	0.00%
Z0108	Maint Dist Zone 108	16,450	17,591	0	0	0	0.00%
Z0109	Maint Dist Zone 109	838	826	0	0	0	0.00%
Z0111	Maint Dist Zone 111	31	31	0	0	0	0.00%
Z0112	Maint Dist Zone 112	35,230	20,585	0	0	0	0.00%
Z0113	Maint Dist Zone 113	31,708	42,083	0	0	0	0.00%
Z0114	Maint Dist Zone 114	40,870	39,788	0	0	0	0.00%
Z0115	Maint Dist Zone 115	7,118	10,377	0	0	0	0.00%
Z0122	Maint Dist Zone 122	102	102	0	0	0	0.00%
Z0125	Maint Dist Zone 125	10	10	0	0	0	0.00%
Z0127	Maint Dist Zone 127	10	10	0	0	0	0.00%
Z0128	Maint Dist Zone 128	14,723	14,344	0	0	0	0.00%
Z0130	Maint Dist Zone 130	58,316	62,267	0	0	0	0.00%
Z0131	Maint Dist Zone 131	51	51	0	0	0	0.00%
Z0132	Maint Dist Zone 132	31	31	0	0	0	0.00%
Z0133	Maint Dist Zone 133	10	10	0	0	0	0.00%
	Sub-total	797,595	780,004	0	0	0	0.00%
TOTAL ASSESS MAINT DISTRICT 83-2		1,076,952	1,095,681	1,175,419	1,201,191	975,736	-16.99%

# City of Chino

## Expenditure Detail By Fund By Program By Object By Project

Obj/Prj No.	Description	2023 Actual	2024 Actual	2025 Budget	2025 Projected	2026 Proposed	%CHG Bgt/Bgt
<b>361</b>	<b>ASSESSMENT DISTRICT FUND</b>						
<b>36172607</b>	<b>ASSESS MAINT DISTRICT 2002-01</b>						
41000	Full-Time Salaries	2,763	4,088	5,725	5,683	6,121	6.92%
41070	Employee Svcs Allocated	2,882	3,043	3,650	3,650	2,754	-24.55%
43050	Operate Equip/Prgrm Supplies	0	0	2,000	2,000	2,000	0.00%
43400	Utilities Water	0	0	66,000	34,000	34,000	-48.48%
43430	Utilities Electric	0	172	51,413	25,413	25,413	-50.57%
43580	Maint/Contract Repair Svcs	0	0	127,000	127,000	127,000	0.00%
43650	Other Contractual	0	3,981	6,181	6,181	6,181	0.00%
46000	Central Services Allocated	5,312	4,465	5,381	5,381	4,580	-14.89%
46010	Insurance Allocated	814	804	744	744	673	-9.54%
46020	Building Allocated	223	269	187	187	442	136.36%
	Sub-total	11,994	16,822	268,281	210,239	209,164	-22.04%
Z0001	Maint Dist Zone 1	9,412	8,165	0	0	0	0.00%
Z0002	Maint Dist Zone 2	14,227	15,644	0	0	0	0.00%
Z0003	Maint Dist Zone 3	13,197	12,379	0	0	0	0.00%
Z0004	Maint Dist Zone 4	8,500	7,674	0	0	0	0.00%
Z0005	Maint Dist Zone 5	2,266	2,496	0	0	0	0.00%
Z0006	Maint Dist Zone 6	2,458	2,325	0	0	0	0.00%
Z0007	Maint Dist Zone 7	5	41	0	0	0	0.00%
Z0008	Maint Dist Zone 8	3,024	2,692	0	0	0	0.00%
Z0009	Maint Dist Zone 9	21,430	22,170	0	0	0	0.00%
Z0012	Maint Dist Zone 12	64,736	68,967	0	0	0	0.00%
Z0015	Maint Dist Zone 15	544	544	0	0	0	0.00%
Z0016	Maint Dist Zone 16	2,043	2,084	0	0	0	0.00%
Z0017	Maint Dist Zone 17	4,403	4,456	0	0	0	0.00%
Z0018	Maint Dist Zone 18	24,212	23,660	0	0	0	0.00%
Z0019	Maint Dist Zone 19	5,106	5,602	0	0	0	0.00%
Z0020	Maint Dist Zone 20	213	0	0	0	0	0.00%
Z0022	Maint Dist Zone 22	20	20	0	0	0	0.00%
Z0024	Maint Dist Zone 24	604	580	0	0	0	0.00%
Z0027	Maint Dist Zone 27	3,016	4,384	0	0	0	0.00%
Z0028	Maint Dist Zone 28	71	71	0	0	0	0.00%
Z0029	Maint Dist Zone 29	1,458	1,108	0	0	0	0.00%
Z0030	Maint Dist Zone 30	521	514	0	0	0	0.00%
Z0032	Maint Dist Zone 32	51	51	0	0	0	0.00%
Z0034	Maint Dist Zone 34	51	51	0	0	0	0.00%
Z0037	Maint Dist Zone 37	61	61	0	0	0	0.00%
Z0038	Maint Dist Zone 38	20	20	0	0	0	0.00%
Z0039	Maint Dist Zone 39	71	71	0	0	0	0.00%
Z0040	Maint Dist Zone 40	5,003	6,091	0	0	0	0.00%
Z0042	Maint Dist Zone 42	31	31	0	0	0	0.00%
Z0043	Maint Dist Zone 43	791	599	0	0	0	0.00%
Z0044	Maint Dist Zone 44	31	31	0	0	0	0.00%
Z0045	Maint Dist Zone 45	1,592	1,746	0	0	0	0.00%
Z0048	Maint Dist Zone 48	3,049	1,615	0	0	0	0.00%
Z0049	Maint Dist Zone 49	10	10	0	0	0	0.00%
Z0050	Maint Dist Zone 50	1,836	3,335	0	0	0	0.00%
Z0055	Maint Dist Zone 55	4,431	2,077	0	0	0	0.00%
Z0056	Maint Dist Zone 56	3,185	2,087	0	0	0	0.00%
Z0059	Maint Dist Zone 59	1,114	1,226	0	0	0	0.00%
Z0061	Maint Dist Zone 61	1,909	1,930	0	0	0	0.00%
Z0063	Maint Dist Zone 63	80	0	0	0	0	0.00%
Z0065	Maint Dist Zone 65	981	1,081	0	0	0	0.00%

**City of Chino**  
**Expenditure Detail By Fund By Program By Object By Project**

Obj/Prj No.	Description	2023 Actual	2024 Actual	2025 Budget	2025 Projected	2026 Proposed	%CHG Bgt/Bgt
<b>361</b>	<b>ASSESSMENT DISTRICT FUND</b>						
<b>36172607</b>	<b>ASSESS MAINT DISTRICT 2002-01</b>						
Z0066	Maint Dist Zone 66	80	0	0	0	0	0.00%
Z0067	Maint Dist Zone 67	80	0	0	0	0	0.00%
Z0069	Maint Dist Zone 69	80	0	0	0	0	0.00%
Z0079	Maint Dist Zone 79	80	0	0	0	0	0.00%
Z0080	Maint Dist Zone 80	0	94	0	0	0	0.00%
Z0084	Maint Dist Zone 84	0	94	0	0	0	0.00%
	Sub-total	206,083	207,877	0	0	0	0.00%
TOTAL ASSESS MAINT DISTRICT 2002-01		218,077	224,699	268,281	210,239	209,164	-22.04%
TOTAL ASSESSMENT DISTRICT FUND		1,320,738	1,348,843	1,480,519	1,443,751	1,221,142	-17.52%
<b>375</b>	<b>CAL HOME FUND</b>						
<b>37562201</b>	<b>CAL HOME-REUSE PROGRAM</b>						
47070	Private Rehab Costs	0	0	80,000	0	180,000	125.00%
	Sub-total	0	0	80,000	0	180,000	125.00%
G6123	Ventura,M Cal Home Reuse	23,800	0	0	0	0	0.00%
L6068	Valdivia, Maria T Cal Home Reuse	47,100	0	0	0	0	0.00%
L6069	Pvilla/Tkaras Hig	34,900	0	0	0	0	0.00%
L6169	Navarro,Rogelio H.I.G.	0	28,050	0	0	0	0.00%
	Sub-total	105,800	28,050	0	0	0	0.00%
TOTAL CAL HOME-REUSE PROGRAM		105,800	28,050	80,000	0	180,000	125.00%
<b>3756223</b>	<b>CAL HOME 2023</b>						
G624A	CAmacho, M Cal Home 23	0	82,550	0	0	0	0.00%
L6251	Portillo, A Calhome 2023	0	0	0	28,690	0	0.00%
L6252	Rodriguez, M&O Cal Hm	0	0	0	42,260	0	0.00%
	Sub-total	0	82,550	0	70,950	0	0.00%
TOTAL CAL HOME 2023		0	82,550	0	70,950	0	0.00%
TOTAL CAL HOME FUND		105,800	110,600	80,000	70,950	180,000	125.00%
<b>401</b>	<b>SUCCR AGENCY-ADMIN/CAPITAL IMP</b>						
<b>4011000</b>	<b>SUCCR AGENCY-ADMIN/CAPITAL IMP</b>						
40001	Transfers Out	0	293,014	168,965	168,965	168,965	0.00%
TOTAL SUCCR AGENCY-ADMIN/CAPITAL IM		0	293,014	168,965	168,965	168,965	0.00%
TOTAL SUCCR AGENCY-ADMIN/CAPITAL IMP		0	293,014	168,965	168,965	168,965	0.00%
<b>433</b>	<b>C.F.D. 2003-3 LEWIS</b>						
<b>4331000</b>	<b>C.F.D. 2003-3 LEWIS</b>						
43650	Other Contractual	10,528,653	15,488,098	0	0	0	0.00%
TOTAL C.F.D. 2003-3 LEWIS		10,528,653	15,488,098	0	0	0	0.00%
TOTAL C.F.D. 2003-3 LEWIS		10,528,653	15,488,098	0	0	0	0.00%
<b>439</b>	<b>C.F.D. 2005-1 COLLEGE PK AREA1</b>						
<b>4391000</b>	<b>C.F.D. 2005-1 COLLEGE PK AREA1</b>						
43650	Other Contractual	0	1,441,007	0	0	0	0.00%
TOTAL C.F.D. 2005-1 COLLEGE PK AREA1		0	1,441,007	0	0	0	0.00%
TOTAL C.F.D. 2005-1 COLLEGE PK AREA1		0	1,441,007	0	0	0	0.00%

**City of Chino**  
**Expenditure Detail By Fund By Program By Object By Project**

Obj/Prj No.	Description	2023 Actual	2024 Actual	2025 Budget	2025 Projected	2026 Proposed	%CHG Bgt/Bgt
<b>443</b>	<b>C.F.D. 2016-1 K.B. HOMES</b>						
<b>4431000</b>	<b>CFD 2016-1 KB HOMES</b>						
43650	Other Contractual	6,250	4,665,249	0	0	0	0.00%
TOTAL CFD 2016-1 KB HOMES		6,250	4,665,249	0	0	0	0.00%
TOTAL C.F.D. 2016-1 K.B. HOMES		<b>6,250</b>	<b>4,665,249</b>	<b>0</b>	<b>0</b>	<b>0</b>	<b>0.00%</b>
<b>444</b>	<b>C.F.D. 2016-2 LENNAR</b>						
<b>4441000</b>	<b>C.F.D. 2016-2 LENNAR</b>						
43650	Other Contractual	749,055	2,299,189	0	0	0	0.00%
TOTAL C.F.D. 2016-2 LENNAR		749,055	2,299,189	0	0	0	0.00%
TOTAL C.F.D. 2016-2 LENNAR		<b>749,055</b>	<b>2,299,189</b>	<b>0</b>	<b>0</b>	<b>0</b>	<b>0.00%</b>
<b>445</b>	<b>C.F.D. 2019-1 THE LANDINGS</b>						
<b>4451000</b>	<b>CFD 2019-1 THE LANDINGS</b>						
43650	Other Contractual	1,053,952	34,955	0	0	0	0.00%
TOTAL CFD 2019-1 THE LANDINGS		1,053,952	34,955	0	0	0	0.00%
TOTAL C.F.D. 2019-1 THE LANDINGS		<b>1,053,952</b>	<b>34,955</b>	<b>0</b>	<b>0</b>	<b>0</b>	<b>0.00%</b>
<b>446</b>	<b>CFD 2021-1 APPESETCHE</b>						
<b>4461000</b>	<b>CFD 2021-1 APPESETCHE</b>						
43650	Other Contractual	0	3,254,293	0	0	0	0.00%
TOTAL CFD 2021-1 APPESETCHE		0	3,254,293	0	0	0	0.00%
TOTAL CFD 2021-1 APPESETCHE		<b>0</b>	<b>3,254,293</b>	<b>0</b>	<b>0</b>	<b>0</b>	<b>0.00%</b>

**City of Chino**  
**Expenditure Detail By Fund By Program By Object By Project**

Obj/Prj No.	Description	2023 Actual	2024 Actual	2025 Budget	2025 Projected	2026 Proposed	%CHG Bgt/Bgt
<b>520</b>	<b>WATER</b>						
<b>5201000</b>	<b>WATER</b>						
40001	Transfers Out	7,759	123,452	1,092,428	166,614	663,856	-39.23%
40004	Retention Payable C.I.P.	60,313	-158,828	0	0	0	0.00%
40020	Fixed Assets	-9,736,076	-18,052,781	0	0	0	0.00%
40021	Fixedasset Contributed Capital	-2,458,171	-5,799,644	0	0	0	0.00%
40022	C.I.P. Fixed Assets	-133,577	14,051,898	0	0	0	0.00%
40024	Software Exp Contra Account	-35,000	-35,000	0	0	0	0.00%
40040	Depreciation	2,715,512	2,742,464	0	0	0	0.00%
40041	Amorization Sbita	34,591	34,591	0	0	0	0.00%
40050	Y.E. Accrued Liability Exp	33,524	123,609	0	0	0	0.00%
44011	Debt Svc Sbita Interest	722	442	0	0	0	0.00%
49995	G.A.S.B. 68 Pension Exp Salary	398,954	691,143	0	0	0	0.00%
<b>TOTAL WATER</b>		<b>-9,111,449</b>	<b>-6,278,654</b>	<b>1,092,428</b>	<b>166,614</b>	<b>663,856</b>	<b>-39.23%</b>
<b>5203100</b>	<b>WATER BILLING</b>						
41000	Full-Time Salaries	514,739	574,866	723,212	581,105	433,220	-40.10%
41010	Part-Time Salaries	32	0	0	1,378	0	0.00%
41020	Over-Time Salaries	2,864	3,154	4,500	2,534	2,000	-55.56%
41025	Work Comp Pay	0	0	0	647	0	0.00%
41030	Temporary Services	19,535	14,877	0	0	0	0.00%
41070	Employee Svcs Allocated	355,750	326,939	461,048	461,048	194,949	-57.72%
43000	Office Supplies	1,951	554	2,200	2,200	2,440	10.91%
43030	Postage	2,036	1,884	2,379	2,379	2,745	15.38%
43040	Uniforms	562	613	1,800	1,754	0	-100.00%
43050	Operate Equip/Pgrm Supplies	67,249	109,064	358,300	200,000	1,525	-99.57%
43060	Computer Equipment <5000	0	0	1,000	0	610	-39.00%
43070	Software Licenses/Subsription	70,590	88,466	97,400	80,000	80,000	-17.86%
43140	Bad Debt Expense	65,894	112,528	366,000	366,000	61,000	-83.33%
43210	Printing & Binding	650	754	1,500	1,500	61	-95.93%
43315	Mileage Reimbursement	0	40	0	0	244	0.00%
43320	Training/Education/Mtgs	0	1,745	5,000	0	9,150	83.00%
43430	Utilities Electric	250	250	250	250	0	-100.00%
43500	City Atty Services	92	0	2,500	0	2,500	0.00%
43530	Trans/Chge Card Fees	95,541	106,155	114,000	128,100	140,300	23.07%
43580	Maint/Contract Repair Svcs	492	538	13,000	1,165	915	-92.96%
43650	Other Contractual	156,680	139,886	262,730	262,730	262,730	0.00%
43700	Lease Principal	1	1	1	1	0	-100.00%
46000	Central Services Allocated	53,738	48,996	76,421	76,421	34,598	-54.73%
46010	Insurance Allocated	45,056	52,829	75,937	75,937	38,990	-48.65%
46020	Building Allocated	62,590	79,745	52,711	52,711	95,316	80.83%
46030	Vehicle Allocated	67,501	94,010	90,324	90,324	78,596	-12.98%
46040	General Overhead	173,481	150,061	138,968	138,968	94,525	-31.98%
46050	Department Overhead	35,379	69,259	38,638	38,638	37,810	-2.14%
48050	Communication Equipment	0	0	55,000	55,000	0	-100.00%
	Sub-total	1,792,653	1,977,214	2,944,819	2,620,790	1,574,224	-46.54%
G3241	CA Ext Water/Waster Water Arreag	0	126,515	0	0	0	0.00%
N3100	Water Meters-New Development	146,907	131,618	195,000	195,000	0	-100.00%
	Sub-total	146,907	258,133	195,000	195,000	0	-100.00%
<b>TOTAL WATER BILLING</b>		<b>1,939,560</b>	<b>2,235,347</b>	<b>3,139,819</b>	<b>2,815,790</b>	<b>1,574,224</b>	<b>-49.86%</b>

**City of Chino**  
**Expenditure Detail By Fund By Program By Object By Project**

Obj/Prj No.	Description	2023 Actual	2024 Actual	2025 Budget	2025 Projected	2026 Proposed	%CHG Bgt/Bgt
<b>520</b>	<b>WATER</b>						
<b>5207300</b>	<b>WATER SERVICES</b>						
41000	Full-Time Salaries	1,434,865	1,848,479	2,158,621	1,725,214	2,416,308	11.94%
41010	Part-Time Salaries	5,611	14,499	15,010	1,319	15,010	0.00%
41020	Over-Time Salaries	164,101	229,375	160,000	265,000	265,000	65.63%
41070	Employee Svcs Allocated	1,073,535	1,116,032	1,376,121	1,376,121	1,084,837	-21.17%
43000	Office Supplies	1,590	1,879	3,000	1,300	3,000	0.00%
43030	Postage	1,434	1,978	1,300	1,000	1,500	15.38%
43040	Uniforms	6,327	6,395	7,000	9,000	11,000	57.14%
43050	Operate Equip/Prgrm Supplies	1,196,738	1,258,191	1,433,000	1,433,000	1,970,000	37.47%
43070	Software Licenses/Subsorption	61,336	53,077	72,000	59,000	80,000	11.11%
43200	Advertisement/ Legal Notices	0	0	1,000	0	1,000	0.00%
43210	Printing & Binding	606	601	1,000	600	1,900	90.00%
43230	Equipment & Misc Rental	0	0	2,500	0	2,500	0.00%
43300	Refund-Reimburse-Sponsorship	0	0	1,000	0	0	-100.00%
43310	Dues & Publications	10,605	9,993	14,000	12,000	14,000	0.00%
43315	Mileage Reimbursement	730	305	1,000	0	500	-50.00%
43320	Training/Education/Mtgs	8,606	8,086	13,000	11,000	13,000	0.00%
43420	Utilities Gas	3,035	1,212	4,500	1,200	3,500	-22.22%
43430	Utilities Electric	1,027,370	1,080,224	1,100,000	1,290,353	1,300,000	18.18%
43440	Telephone/I.S.P. Utilities	0	58	500	0	250	-50.00%
43500	City Atty Services	11,946	11,665	52,500	65,652	100,000	90.48%
43510	Outside Atty Services	198,278	85,178	100,000	80,000	56,000	-44.00%
43560	Eng/Construct Svcs	42,992	11,902	115,000	115,000	95,000	-17.39%
43580	Maint/Contract Repair Svcs	234,545	198,657	577,843	300,000	583,500	0.98%
43585	Repairs/Replacement Parts	259,627	309,104	372,000	200,000	409,000	9.95%
43605	Purchased Water	10,765,183	11,857,912	14,672,500	12,996,128	13,830,096	-5.74%
43640	Reimburse Capital Public Impro	0	628,000	0	0	0	0.00%
43650	Other Contractual	608,975	545,481	436,700	316,000	488,000	11.75%
44010	Debt Svc Interest	37,598	26,411	14,466	14,886	0	-100.00%
45000	Contribution/Joint Venture	0	-1,779	50,000	0	20,000	-60.00%
46000	Central Services Allocated	718,654	594,278	776,520	776,520	676,672	-12.86%
46010	Insurance Allocated	250,935	307,739	282,572	282,572	266,833	-5.57%
46020	Building Allocated	97,970	132,802	82,144	82,144	200,351	143.90%
46030	Vehicle Allocated	455,989	605,547	574,029	574,029	552,813	-3.70%
46040	General Overhead	742,971	443,849	499,548	499,548	573,839	14.87%
46050	Department Overhead	61,446	204,853	138,892	138,892	229,536	65.26%
46075	Government Facility Alloca	239,274	239,274	239,274	239,274	239,274	0.00%
46085	R.O.W. Maint Allocated	700,823	700,823	700,823	700,823	700,823	0.00%
47030	Opernl Exp Acquired	7,792	7,839	8,000	20,812	20,000	150.00%
48000	City-Real Estate Purchase	0	0	50,000	0	0	-100.00%
48020	Improvements Other Than Bldgs	9,910	0	0	0	0	0.00%
48050	Communication Equipment	0	0	0	0	51,300	0.00%
48090	Other Equipment	0	0	81,250	0	81,250	0.00%
	Sub-total	20,441,397	22,539,919	26,188,613	23,588,387	26,357,592	0.65%
MS237	Champion Property Purchase	1,833,286	73,229	0	32,443	0	0.00%
N7004	Recycled Water	3,246,577	3,412,524	4,000,000	4,000,000	4,360,000	9.00%
N7005	C.D.A. O&M Reimb	18,555	20,813	0	5,345	0	0.00%
N7501	Lennar/Well#12	102	0	0	0	0	0.00%
NC252	Water Operational Improvements	0	0	481,000	0	50,000	-89.60%
WA19C	Eastside Water Treatment Phase 3	0	0	14,282	14,282	187,100	1,210.04%
	Sub-total	5,098,520	3,506,566	4,495,282	4,052,070	4,597,100	2.26%
<b>TOTAL WATER SERVICES</b>		<b>25,539,917</b>	<b>26,046,485</b>	<b>30,683,895</b>	<b>27,640,457</b>	<b>30,954,692</b>	<b>0.88%</b>



**City of Chino**  
**Expenditure Detail By Fund By Program By Object By Project**

Obj/Prj No.	Description	2023 Actual	2024 Actual	2025 Budget	2025 Projected	2026 Proposed	%CHG Bgt/Bgt
<b>520</b>	<b>WATER</b>						
<b>5207310</b>	<b>WATER CAPITAL PROGRAM</b>						
41000	Full-Time Salaries	184,891	218,109	272,930	330,716	399,175	46.26%
41010	Part-Time Salaries	0	56,855	0	0	0	0.00%
41020	Over-Time Salaries	445	1,613	0	86	0	0.00%
41030	Temporary Services	1,067	0	0	0	0	0.00%
41070	Employee Svcs Allocated	143,384	132,653	173,993	173,993	179,629	3.24%
43000	Office Supplies	419	797	1,000	620	1,000	0.00%
43030	Postage	0	0	50	0	50	0.00%
43040	Uniforms	327	421	500	400	500	0.00%
43050	Operate Equip/Prgrm Supplies	564	498	600	400	500	-16.67%
43070	Software Licenses/Subsorption	0	0	0	0	5,000	0.00%
43200	Advertisement/ Legal Notices	0	0	200	0	200	0.00%
43210	Printing & Binding	25	154	200	114	150	-25.00%
43310	Dues & Publications	260	955	400	1,023	1,200	200.00%
43320	Training/Education/Mtgs	0	490	400	400	500	25.00%
43500	City Atty Services	2,640	3,605	5,000	2,486	4,000	-20.00%
43640	Reimburse Capital Public Impro	836,083	224,112	0	0	0	0.00%
43650	Other Contractual	1,121	8,436	10,000	0	10,000	0.00%
46000	Central Services Allocated	17,506	35,739	43,205	43,205	45,883	6.20%
46010	Insurance Allocated	27,074	33,403	35,481	35,481	43,909	23.75%
46020	Building Allocated	11,019	18,168	8,921	8,921	28,855	223.45%
46040	General Overhead	172,434	761,073	400,000	400,000	531,121	32.78%
46050	Department Overhead	35,254	351,265	120,000	120,000	212,448	77.04%
	Sub-total	1,434,513	1,848,346	1,072,880	1,117,845	1,464,120	36.47%
PK234	C.O.C.C. Demonstration Garden	0	0	161,327	0	0	-100.00%
R8001	San Antonio Reg Storm Drain Prjt	0	0	0	0	5,000	0.00%
SD153	3 Systems Storm Drain Prjct Ross	3,383	0	0	0	0	0.00%
SN161	Alley/Sewer/Water Rehab Project	163	0	0	0	0	0.00%
SN221	Alley Sanitation Rehab 21-22	0	0	0	0	806,000	0.00%
SN231	Alley Rehab 2023	0	0	693,000	0	0	-100.00%
WA17B	Wlr Quadrant 1.2 Various Projects	58,465	0	0	0	0	0.00%
WA183	Francis Ave - Water Line Replace	-3,724	0	0	0	0	0.00%
WA19C	Eastside Water Treatment Phase 3	2,290,201	515,364	47,476	47,476	639,796	1,247.62%
WA211	Well 11 Water Treatment Plant	1,799,292	178,655	0	31,259	0	0.00%
WA212	State Street Water Treatment Prjt	1,049,933	409,960	2,000,000	4,200,427	0	-100.00%
WA213	Benson Reservoir 3 (1.5Mg) Proj	0	15,000	83,440	708,245	0	-100.00%
WA214	Well 17 Equiping Project	418,107	159,892	793,000	1,169,727	0	-100.00%
WA221	Water Main Line Repl-Central 5 To	1,139,485	787,635	0	92,961	0	0.00%
WA222	Water Main Line Repl Dupont	994,018	1,035,691	0	100,957	0	0.00%
WA223	Water Main Line Repl Russell Ave	38,818	69,859	0	35,680	0	0.00%
WA224	Water Main Line Repl- B St Alley	80,108	109,960	0	55,252	0	0.00%
WA225	Ayala Park Recycled Water Project	98,922	0	0	0	0	0.00%
WA231	Well 4 & 6 Treatment Plant Project	65,639	659,986	0	7,283	0	0.00%
WA233	Well 20 Bon View/Schaefer Project	0	27,530	0	0	0	0.00%
WA234	Well 16 Rehab	0	0	0	50	0	0.00%
WA242	Water Main Replace Phil & Walnut	0	0	850,000	136,103	0	-100.00%
WA253	Emrgncy Genrtr Carter St Wtf	0	0	1,277,000	0	0	-100.00%
WA255	Water Service Latrl Repl Hampvill	0	0	1,829,500	0	0	-100.00%
WA260	Watermain Replacement Central A	0	0	0	0	151,000	0.00%
	Sub-total	8,032,810	3,969,532	7,734,743	6,585,420	1,601,796	-79.29%
<b>TOTAL WATER CAPITAL PROGRAM</b>		<b>9,467,323</b>	<b>5,817,878</b>	<b>8,807,623</b>	<b>7,703,265</b>	<b>3,065,916</b>	<b>-65.19%</b>



City of Chino  
Expenditure Detail By Fund By Program By Object By Project

Obj/Prj No.	Description	2023 Actual	2024 Actual	2025 Budget	2025 Projected	2026 Proposed	%CHG Bgt/Bgt
TOTAL WATER		27,835,351	27,821,056	43,723,765	38,326,126	36,258,688	-17.07%

**City of Chino**  
**Expenditure Detail By Fund By Program By Object By Project**

Obj/Prj No.	Description	2023 Actual	2024 Actual	2025 Budget	2025 Projected	2026 Proposed	%CHG Bgt/Bgt
<b>530</b>	<b>SEWER</b>						
<b>5301000</b>	<b>SEWER</b>						
40001	Transfers Out	36,431	136,392	176,608	150,000	170,000	-3.74%
40004	Retention Payable C.I.P.	60,227	-52,135	0	0	0	0.00%
40020	Fixed Assets	-253,385	-7,846,974	0	0	0	0.00%
40021	Fixedasset Contributed Capital	-402,852	-670,906	0	0	0	0.00%
40022	C.I.P. Fixed Assets	-1,099,692	2,882,583	0	0	0	0.00%
40040	Depreciation	1,556,217	1,530,919	0	0	0	0.00%
40050	Y.E. Accrued Liability Exp	-7,772	25,922	0	0	0	0.00%
49995	G.A.S.B. 68 Pension Exp Salary	253,879	439,819	0	0	0	0.00%
<b>TOTAL SEWER</b>		<b>143,053</b>	<b>-3,554,380</b>	<b>176,608</b>	<b>150,000</b>	<b>170,000</b>	<b>-3.74%</b>
<b>5303110</b>	<b>SEWER BILLING</b>						
41000	Full-Time Salaries	81,064	85,010	105,058	89,318	105,260	0.19%
41010	Part-Time Salaries	0	0	0	262	0	0.00%
41020	Over-Time Salaries	0	0	0	58	0	0.00%
41030	Temporary Services	3,907	2,975	0	0	0	0.00%
41070	Employee Svcs Allocated	56,636	47,720	66,974	66,974	47,367	-29.28%
43000	Office Supplies	446	119	670	670	600	-10.45%
43030	Postage	501	456	585	585	675	15.38%
43050	Operate Equip/Prgm Supplies	55	212	5,000	1,000	375	-92.50%
43060	Computer Equipment <5000	0	0	0	0	150	0.00%
43140	Bad Debt Expense	24,796	68,392	90,000	90,000	15,000	-83.33%
43210	Printing & Binding	6	48	150	199	15	-90.00%
43315	Mileage Reimbursement	0	10	0	0	60	0.00%
43320	Training/Education/Mtgs	0	429	1,230	0	2,250	82.93%
43500	City Atty Services	82	0	615	0	615	0.00%
43530	Trans/Chge Card Fees	23,494	26,104	28,000	31,500	34,500	23.21%
43580	Maint/Contract Repair Svcs	121	132	500	139	225	-55.00%
43650	Other Contractual	34,867	35,368	60,300	60,300	60,300	0.00%
46000	Central Services Allocated	7,850	6,398	10,586	10,586	7,164	-32.33%
46010	Insurance Allocated	6,450	7,598	11,031	11,031	9,473	-14.12%
46020	Building Allocated	5,468	7,289	4,432	4,432	11,010	148.42%
46040	General Overhead	10,866	20,266	17,060	17,060	22,894	34.20%
46050	Department Overhead	1,317	9,354	4,743	4,743	9,158	93.08%
<b>TOTAL SEWER BILLING</b>		<b>257,926</b>	<b>317,880</b>	<b>406,934</b>	<b>388,857</b>	<b>327,091</b>	<b>-19.62%</b>

**City of Chino**  
**Expenditure Detail By Fund By Program By Object By Project**

Obj/Prj No.	Description	2023 Actual	2024 Actual	2025 Budget	2025 Projected	2026 Proposed	%CHG Bgt/Bgt
<b>530</b>	<b>SEWER</b>						
<b>5307320</b>	<b>SEWER-SANITARY</b>						
41000	Full-Time Salaries	240,222	304,942	429,181	356,035	383,365	-10.68%
41010	Part-Time Salaries	33,367	26,967	26,405	28,030	29,015	9.88%
41020	Over-Time Salaries	21,453	13,428	22,000	13,000	17,000	-22.73%
41070	Employee Svcs Allocated	171,033	205,051	273,603	273,603	172,514	-36.95%
43000	Office Supplies	245	331	400	300	400	0.00%
43050	Operate Equip/Prgrm Supplies	23,635	31,741	33,075	31,000	33,075	0.00%
43070	Software Licenses/Subscription	18,499	14,725	25,000	10,000	7,000	-72.00%
43200	Advertisement/ Legal Notices	0	0	350	0	350	0.00%
43210	Printing & Binding	82	241	450	16	300	-33.33%
43310	Dues & Publications	1,579	2,292	1,700	1,700	2,500	47.06%
43315	Mileage Reimbursement	0	156	0	0	0	0.00%
43320	Training/Education/Mtgs	1,961	2,000	2,000	2,000	5,000	150.00%
43430	Utilities Electric	3,926	28,532	6,800	4,339	6,800	0.00%
43440	Telephone/I.S.P. Utilities	22	0	300	0	200	-33.33%
43500	City Atty Services	14,713	11,933	15,000	8,890	100,000	566.67%
43510	Outside Atty Services	2,079	0	0	0	0	0.00%
43580	Maint/Contract Repair Svcs	156,189	172,373	305,000	210,000	330,000	8.20%
43606	Utilites Sewer	8,554,334	9,298,366	10,267,875	10,307,469	11,235,720	9.43%
43640	Reimburse Capital Public Impro	400,000	500,000	0	0	0	0.00%
43650	Other Contractual	0	1,844	30,000	28,405	11,000	-63.33%
46000	Central Services Allocated	297,383	266,531	327,345	327,345	304,439	-7.00%
46010	Insurance Allocated	50,690	76,086	59,227	59,227	45,362	-23.41%
46020	Building Allocated	14,841	25,858	14,891	14,891	29,809	100.18%
46030	Vehicle Allocated	112,369	148,353	177,250	177,250	231,260	30.47%
46040	General Overhead	22,178	95,128	76,577	76,577	90,284	17.90%
46050	Department Overhead	2,689	43,905	21,291	21,291	36,114	69.62%
46075	Government Facility Alloca	116,607	116,607	116,607	116,607	116,607	0.00%
46085	R.O.W. Maint Allocated	715,446	715,446	715,446	715,446	715,446	0.00%
	Sub-total	10,975,542	12,102,836	12,947,773	12,783,421	13,903,560	7.38%
MS211	Sewer Master Plan FY 2021	24,567	8,434	0	0	0	0.00%
	Sub-total	24,567	8,434	0	0	0	0.00%
<b>TOTAL SEWER-SANITARY</b>		<b>11,000,109</b>	<b>12,111,270</b>	<b>12,947,773</b>	<b>12,783,421</b>	<b>13,903,560</b>	<b>7.38%</b>

**City of Chino**  
**Expenditure Detail By Fund By Program By Object By Project**

Obj/Prj No.	Description	2023 Actual	2024 Actual	2025 Budget	2025 Projected	2026 Proposed	%CHG Bgt/Bgt
<b>530</b>	<b>SEWER</b>						
<b>5307330</b>	<b>SEWER-ENVIRONMENTAL ENG</b>						
41000	Full-Time Salaries	138,513	185,973	223,846	205,219	277,775	24.09%
41020	Over-Time Salaries	3,839	3,542	2,500	2,500	2,500	0.00%
41070	Employee Svcs Allocated	131,871	110,450	142,702	142,702	124,999	-12.41%
43000	Office Supplies	147	0	300	200	300	0.00%
43030	Postage	284	111	500	150	200	-60.00%
43040	Uniforms	910	224	500	480	500	0.00%
43050	Operate Equip/Prgm Supplies	532	95	500	1,795	500	0.00%
43200	Advertisement/ Legal Notices	160	0	1,000	232	500	-50.00%
43210	Printing & Binding	122	0	500	500	500	0.00%
43310	Dues & Publications	1,435	103	1,400	926	1,400	0.00%
43320	Training/Education/Mtgs	1,866	827	2,500	1,150	2,500	0.00%
43500	City Atty Services	0	58	2,500	58	500	-80.00%
43650	Other Contractual	16,235	12,147	20,000	6,200	10,000	-50.00%
46000	Central Services Allocated	15,172	14,143	17,300	17,300	15,591	-9.88%
46010	Insurance Allocated	30,290	33,936	29,100	29,100	30,555	5.00%
46020	Building Allocated	24,286	30,226	18,416	18,416	45,081	144.79%
46030	Vehicle Allocated	100,262	117,121	135,541	135,541	114,345	-15.64%
46040	General Overhead	21,919	47,232	36,620	36,620	60,791	66.00%
46050	Department Overhead	2,659	21,800	10,182	10,182	24,316	138.81%
<b>TOTAL SEWER-ENVIRONMENTAL ENG</b>		<b>490,502</b>	<b>577,988</b>	<b>645,907</b>	<b>609,271</b>	<b>712,853</b>	<b>10.36%</b>

**City of Chino**  
**Expenditure Detail By Fund By Program By Object By Project**

Obj/Prj No.	Description	2023 Actual	2024 Actual	2025 Budget	2025 Projected	2026 Proposed	%CHG Bgt/Bgt
<b>530</b>	<b>SEWER</b>						
<b>5307340</b>	<b>SEWER-CAPITAL PROGRAM</b>						
41000	Full-Time Salaries	257,181	299,682	445,661	402,494	435,755	-2.22%
41010	Part-Time Salaries	0	3,550	0	0	0	0.00%
41020	Over-Time Salaries	1,282	2,312	0	1,953	0	0.00%
41030	Temporary Services	3,202	0	0	0	0	0.00%
41070	Employee Svcs Allocated	203,792	177,413	284,109	284,109	196,090	-30.98%
43000	Office Supplies	757	638	1,000	1,000	1,000	0.00%
43030	Postage	0	0	0	0	50	0.00%
43050	Operate Equip/Prgrm Supplies	16	872	1,000	500	500	-50.00%
43070	Software Licenses/Subsription	0	0	0	0	3,000	0.00%
43200	Advertisement/ Legal Notices	0	0	0	0	200	0.00%
43210	Printing & Binding	0	150	200	0	150	-25.00%
43310	Dues & Publications	0	0	0	0	800	0.00%
43315	Mileage Reimbursement	60	138	0	0	0	0.00%
43320	Training/Education/Mtgs	3,126	50	150	150	250	66.67%
43440	Telephone/I.S.P. Utilities	0	0	400	20	100	-75.00%
43500	City Atty Services	2,719	881	5,000	1,456	4,000	-20.00%
43650	Other Contractual	0	5,180	6,000	1,727	5,000	-16.67%
46000	Central Services Allocated	23,524	16,963	24,235	24,235	28,666	18.28%
46010	Insurance Allocated	37,690	40,000	57,936	57,936	47,933	-17.27%
46020	Building Allocated	16,317	20,361	14,566	14,566	31,499	116.25%
46040	General Overhead	240,670	75,346	447,863	447,863	394,777	-11.85%
46050	Department Overhead	29,194	34,775	124,522	124,522	157,911	26.81%
	Sub-total	819,530	678,311	1,412,642	1,362,531	1,307,681	-7.43%
R2071	3 Bridges Benson Ave Sewer 2476	344,269	64,102	0	0	0	0.00%
R8001	San Antonio Reg Storm Drain Prjt	0	0	1,500,000	0	0	-100.00%
SW201	Preserve Sewer Lift Expan. Imprvrn	0	438	1,183,375	251,102	0	-100.00%
SW211	Yorba Sewer Main Replacement Pr	120,762	4,681,861	0	0	0	0.00%
SW220	Sewer Rehab FY21-22 Schaefer A'	888,046	218,428	0	58,222	0	0.00%
SW250	Sewer Reline FY24-25	0	0	1,000,000	0	0	-100.00%
SW260	Sewer Rehab FY25-26	0	0	0	0	2,000,000	0.00%
WA223	Water Main Line Repl Russell Ave	0	0	80,000	0	0	-100.00%
	Sub-total	1,353,077	4,964,829	3,763,375	309,324	2,000,000	-46.86%
TOTAL SEWER-CAPITAL PROGRAM		2,172,607	5,643,140	5,176,017	1,671,855	3,307,681	-36.10%
TOTAL SEWER		14,064,197	15,095,898	19,353,239	15,603,404	18,421,185	-4.82%
<b>531</b>	<b>SEWER LIFT STATION</b>						
<b>5317345</b>	<b>SEWER SANITARY PRESERVE</b>						
43430	Utilities Electric	65,928	77,445	80,000	71,340	80,000	0.00%
43650	Other Contractual	2,361	138,503	185,000	165,000	185,000	0.00%
TOTAL SEWER SANITARY PRESERVE		68,289	215,948	265,000	236,340	265,000	0.00%
TOTAL SEWER LIFT STATION		68,289	215,948	265,000	236,340	265,000	0.00%

**City of Chino**  
**Expenditure Detail By Fund By Program By Object By Project**

Obj/Prj No.	Description	2023 Actual	2024 Actual	2025 Budget	2025 Projected	2026 Proposed	%CHG Bgt/Bgt
<b>540</b>	<b>STORM DRAIN</b>						
<b>5401000</b>	<b>STORM DRAIN</b>						
40001	Transfers Out	0	0	0	0	49,650	0.00%
40004	Retention Payable C.I.P.	-157,426	14,645	0	0	0	0.00%
40020	Fixed Assets	-6,219,963	-2,869,617	0	0	0	0.00%
40021	Fixedasset Contributed Capital	-1,851,810	-3,107,771	0	0	0	0.00%
40022	C.I.P. Fixed Assets	2,924,357	1,774,602	0	0	0	0.00%
40040	Depreciation	1,700,267	1,787,787	0	0	0	0.00%
40050	Y.E. Accrued Liability Exp	-10,710	32,452	0	0	0	0.00%
49995	G.A.S.B. 68 Pension Exp Salary	217,611	376,988	0	0	0	0.00%
<b>TOTAL STORM DRAIN</b>		<b>-3,397,674</b>	<b>-1,990,914</b>	<b>0</b>	<b>0</b>	<b>49,650</b>	<b>0.00%</b>
<b>5403120</b>	<b>STORM DRAIN BILLING</b>						
41000	Full-Time Salaries	82,132	87,521	106,557	94,538	106,758	0.19%
41010	Part-Time Salaries	0	0	0	164	0	0.00%
41020	Over-Time Salaries	0	0	0	58	0	0.00%
41030	Temporary Services	3,907	2,975	0	0	0	0.00%
41070	Employee Svcs Allocated	57,260	49,854	67,930	67,930	48,041	-29.28%
43000	Office Supplies	149	40	270	270	200	-25.93%
43030	Postage	167	152	195	195	225	15.38%
43050	Operate Equip/Prgm Supplies	18	71	1,810	310	1,625	-10.22%
43060	Computer Equipment <5000	0	0	0	0	50	0.00%
43140	Bad Debt Expense	9,611	18,928	30,000	30,000	5,000	-83.33%
43210	Printing & Binding	2	16	60	66	5	-91.67%
43315	Mileage Reimbursement	0	3	0	0	20	0.00%
43320	Training/Education/Mtgs	0	143	410	0	750	82.93%
43500	City Atty Services	0	0	205	0	205	0.00%
43530	Trans/Chge Card Fees	7,831	8,701	9,300	10,500	11,500	23.66%
43580	Maint/Contract Repair Svcs	40	44	400	46	75	-81.25%
43650	Other Contractual	9,551	10,217	15,735	15,735	15,735	0.00%
46000	Central Services Allocated	5,680	5,050	7,318	7,318	5,452	-25.50%
46010	Insurance Allocated	6,488	7,629	11,188	11,188	9,608	-14.12%
46020	Building Allocated	5,529	7,381	4,495	4,495	11,167	148.43%
46040	General Overhead	9,469	20,523	17,304	17,304	23,220	34.19%
46050	Department Overhead	1,148	9,472	4,811	4,811	9,288	93.06%
<b>TOTAL STORM DRAIN BILLING</b>		<b>198,982</b>	<b>228,720</b>	<b>277,988</b>	<b>264,928</b>	<b>248,924</b>	<b>-10.46%</b>

**City of Chino**  
**Expenditure Detail By Fund By Program By Object By Project**

Obj/Prj No.	Description	2023 Actual	2024 Actual	2025 Budget	2025 Projected	2026 Proposed	%CHG Bgt/Bgt
<b>540</b>	<b>STORM DRAIN</b>						
<b>5407350</b>	<b>STORM DRAIN SERVICES</b>						
41000	Full-Time Salaries	268,857	295,531	347,580	299,391	321,389	-7.54%
41010	Part-Time Salaries	22,218	16,576	25,768	19,277	29,015	12.60%
41020	Over-Time Salaries	8,883	5,606	12,000	5,000	7,000	-41.67%
41070	Employee Svcs Allocated	188,633	165,858	221,582	221,582	144,625	-34.73%
43000	Office Supplies	232	100	200	192	200	0.00%
43050	Operate Equip/Prgrm Supplies	2,622	2,511	5,500	3,200	4,500	-18.18%
43230	Equipment & Misc Rental	0	0	1,000	0	1,000	0.00%
43500	City Atty Services	0	0	500	0	350	-30.00%
43580	Maint/Contract Repair Svcs	61,000	79,315	189,000	93,550	189,000	0.00%
43650	Other Contractual	26,011	18,368	29,186	24,000	32,186	10.28%
46000	Central Services Allocated	36,191	32,782	40,244	40,244	31,793	-21.00%
46010	Insurance Allocated	43,379	48,620	48,535	48,535	38,545	-20.58%
46020	Building Allocated	16,577	20,008	12,203	12,203	25,329	107.56%
46030	Vehicle Allocated	100,587	132,799	124,354	124,354	117,043	-5.88%
46040	General Overhead	23,533	73,309	60,519	60,519	75,304	24.43%
46050	Department Overhead	2,853	33,835	16,826	16,826	30,122	79.02%
46075	Government Facility Alloca	17,453	17,453	17,453	17,453	17,453	0.00%
46085	R.O.W. Maint Allocated	386,300	386,300	386,300	386,300	386,300	0.00%
	Sub-total	1,205,329	1,328,971	1,538,750	1,372,626	1,451,154	-5.69%
N4007	Tropical Storm Hilary	0	877	0	0	0	0.00%
	Sub-total	0	877	0	0	0	0.00%
<b>TOTAL STORM DRAIN SERVICES</b>		<b>1,205,329</b>	<b>1,329,848</b>	<b>1,538,750</b>	<b>1,372,626</b>	<b>1,451,154</b>	<b>-5.69%</b>



**City of Chino**  
**Expenditure Detail By Fund By Program By Object By Project**

Obj/Prj No.	Description	2023 Actual	2024 Actual	2025 Budget	2025 Projected	2026 Proposed	%CHG Bgt/Bgt
<b>540</b>	<b>STORM DRAIN</b>						
<b>5407360</b>	<b>STORM DRAIN CAPITAL PROGRAM</b>						
41000	Full-Time Salaries	246,679	279,930	427,286	395,065	425,432	-0.43%
41010	Part-Time Salaries	0	3,550	0	0	0	0.00%
41020	Over-Time Salaries	0	524	0	0	0	0.00%
41070	Employee Svcs Allocated	191,156	172,433	272,395	272,395	191,444	-29.72%
43000	Office Supplies	0	0	150	62	150	0.00%
43030	Postage	0	0	0	0	50	0.00%
43070	Software Licenses/Subscription	0	0	0	0	2,000	0.00%
43200	Advertisement/ Legal Notices	0	0	150	0	150	0.00%
43210	Printing & Binding	54	0	150	0	150	0.00%
43320	Training/Education/Mtgs	0	90	500	195	500	0.00%
43500	City Atty Services	345	3,309	5,000	735	4,000	-20.00%
43640	Reimburse Capital Public Impro	3,200,000	1,678,914	0	0	0	0.00%
46000	Central Services Allocated	18,654	20,713	27,563	27,563	20,972	-23.91%
46010	Insurance Allocated	10,755	37,990	55,547	55,547	46,798	-15.75%
46020	Building Allocated	15,338	19,182	13,966	13,966	30,753	120.20%
46040	General Overhead	144,937	226,983	166,497	166,497	167,531	0.62%
46050	Department Overhead	17,583	104,761	46,292	46,292	67,013	44.76%
	Sub-total	3,845,501	2,548,379	1,015,496	978,317	956,943	-5.77%
MS251	Citywide Strm Drn Mstr Plan Upd	0	0	500,000	0	0	-100.00%
R8001	San Antonio Reg Storm Drain Prjt	17,336	23,030	0	3,784	0	0.00%
SD153	3 Systems Storm Drain Prjct Ross	523,674	0	0	0	0	0.00%
SD200	Benson Ave Storm Drain	1,317,096	3,206	0	0	0	0.00%
SD211	11Th St Chino Ave To Riverside Dr	40,044	0	0	0	0	0.00%
SD222	S.D. Rehab 21-22 Philad/Monte Vi	76,408	11,410	0	15,941	0	0.00%
SD223	S.D. Rehab Riverside/Yorba Cntrl	1,321,049	176,261	0	35,168	0	0.00%
SD240	Euclid Ave Storm Drain Ext. Line I	0	64,417	50,000	91,330	0	-100.00%
SD251	Storm Drain Francis/Norton To Mv	0	0	350,000	0	0	-100.00%
ST232	Kimball Ave Preserve Improvemen	0	819,898	0	250,898	0	0.00%
	Sub-total	3,295,607	1,098,222	900,000	397,121	0	-100.00%
<b>TOTAL STORM DRAIN CAPITAL PROGRAM</b>		<b>7,141,108</b>	<b>3,646,601</b>	<b>1,915,496</b>	<b>1,375,438</b>	<b>956,943</b>	<b>-50.04%</b>

**City of Chino**  
**Expenditure Detail By Fund By Program By Object By Project**

Obj/Prj No.	Description	2023 Actual	2024 Actual	2025 Budget	2025 Projected	2026 Proposed	%CHG Bgt/Bgt
<b>540</b>	<b>STORM DRAIN</b>						
<b>5407370</b>	<b>STORM DRAIN NPDES</b>						
41000	Full-Time Salaries	193,937	229,434	263,579	235,110	311,655	18.24%
41020	Over-Time Salaries	431	503	500	500	500	0.00%
41070	Employee Svcs Allocated	170,103	146,602	168,032	168,032	140,245	-16.54%
43000	Office Supplies	199	197	200	200	200	0.00%
43030	Postage	0	29	200	0	100	-50.00%
43050	Operate Equip/Prgrm Supplies	596	0	500	500	500	0.00%
43070	Software Licenses/Subsription	0	4,750	5,700	4,750	5,000	-12.28%
43210	Printing & Binding	496	500	500	500	500	0.00%
43315	Mileage Reimbursement	0	16	0	0	0	0.00%
43320	Training/Education/Mtgs	0	2,702	2,500	330	2,500	0.00%
43440	Telephone/I.S.P. Utilities	0	0	450	26	200	-55.56%
43500	City Atty Services	0	230	5,000	5,000	4,000	-20.00%
43650	Other Contractual	153,768	217,693	350,000	250,000	310,000	-11.43%
46000	Central Services Allocated	19,756	20,749	25,052	25,052	22,365	-10.73%
46010	Insurance Allocated	29,682	33,792	34,265	34,265	34,282	0.05%
46020	Building Allocated	13,174	16,308	8,615	8,615	22,528	161.50%
46040	General Overhead	28,039	73,414	56,883	56,883	120,360	111.59%
46050	Department Overhead	3,400	33,884	15,816	15,816	48,144	204.40%
	Sub-total	613,581	780,803	937,792	805,579	1,023,079	9.09%
SD231	CAtch Basin Trash Capture Retrofi	0	0	130,000	50	350,000	169.23%
SD260	CAtch Basin Trash Capt Retrofit-2	0	0	0	0	500,000	0.00%
	Sub-total	0	0	130,000	50	850,000	553.85%
<b>TOTAL STORM DRAIN NPDES</b>		<b>613,581</b>	<b>780,803</b>	<b>1,067,792</b>	<b>805,629</b>	<b>1,873,079</b>	<b>75.42%</b>
<b>TOTAL STORM DRAIN</b>		<b>5,761,326</b>	<b>3,995,058</b>	<b>4,800,026</b>	<b>3,818,621</b>	<b>4,579,750</b>	<b>-4.59%</b>

**City of Chino**  
**Expenditure Detail By Fund By Program By Object By Project**

Obj/Prj No.	Description	2023 Actual	2024 Actual	2025 Budget	2025 Projected	2026 Proposed	%CHG Bgt/Bgt
<b>550</b>	<b>SANITATION/STREET SWEEPING</b>						
<b>5501000</b>	<b>SANITATION/STREET SWEEPING</b>						
40004	Retention Payable C.I.P.	-75,495	0	0	0	0	0.00%
40020	Fixed Assets	-4,253,081	-120,837	0	0	0	0.00%
40022	C.I.P. Fixed Assets	3,320,683	-202,720	0	0	0	0.00%
40040	Depreciation	68,043	116,098	0	0	0	0.00%
40050	Y.E. Accrued Liability Exp	4,945	11,908	0	0	0	0.00%
49995	G.A.S.B. 68 Pension Exp Salary	108,805	188,492	0	0	0	0.00%
<b>TOTAL SANITATION/STREET SWEEPING</b>		<b>-826,100</b>	<b>-7,059</b>	<b>0</b>	<b>0</b>	<b>0</b>	<b>0.00%</b>
<b>5503130</b>	<b>REFUSE BILLING</b>						
41000	Full-Time Salaries	188,764	192,494	242,424	215,020	243,425	0.41%
41010	Part-Time Salaries	0	0	0	656	0	0.00%
41020	Over-Time Salaries	0	0	0	167	0	0.00%
41030	Temporary Services	11,721	8,926	0	0	0	0.00%
41070	Employee Svcs Allocated	135,149	113,942	154,545	154,545	109,541	-29.12%
43000	Office Supplies	565	151	800	800	760	-5.00%
43030	Postage	634	578	741	741	855	15.38%
43050	Operate Equip/Pgrm Supplies	69	269	6,880	1,200	475	-93.10%
43060	Computer Equipment <5000	0	0	0	0	190	0.00%
43140	Bad Debt Expense	37,884	75,046	114,000	114,000	19,000	-83.33%
43210	Printing & Binding	8	60	200	252	19	-90.50%
43315	Mileage Reimbursement	0	12	0	0	76	0.00%
43320	Training/Education/Mtgs	0	544	1,558	0	2,850	82.93%
43500	City Atty Services	10	0	779	0	779	0.00%
43530	Trans/Chge Card Fees	29,759	33,065	35,500	39,900	43,700	23.10%
43580	Maint/Contract Repair Svcs	153	168	1,520	176	285	-81.25%
43650	Other Contractual	47,298	38,823	60,870	60,870	60,870	0.00%
46000	Central Services Allocated	15,567	12,435	18,619	18,619	13,532	-27.32%
46010	Insurance Allocated	15,398	17,411	25,455	25,455	21,908	-13.93%
46020	Building Allocated	13,097	16,804	10,227	10,227	25,462	148.97%
46040	General Overhead	42,172	46,720	39,367	39,367	52,945	34.49%
46050	Department Overhead	5,115	21,563	10,945	10,945	21,178	93.49%
<b>TOTAL REFUSE BILLING</b>		<b>543,363</b>	<b>579,011</b>	<b>724,430</b>	<b>692,940</b>	<b>617,850</b>	<b>-14.71%</b>

**City of Chino**  
**Expenditure Detail By Fund By Program By Object By Project**

Obj/Prj No.	Description	2023 Actual	2024 Actual	2025 Budget	2025 Projected	2026 Proposed	%CHG Bgt/Bgt
<b>550</b>	<b>SANITATION/STREET SWEEPING</b>						
<b>5507380</b>	<b>WASTE MANAGEMENT SERVICES</b>						
41000	Full-Time Salaries	230,882	240,722	220,376	196,166	200,200	-9.16%
41010	Part-Time Salaries	16,570	25,207	40,740	3,077	40,740	0.00%
41020	Over-Time Salaries	90	791	0	0	0	0.00%
41070	Employee Svcs Allocated	182,483	158,663	140,490	140,490	84,254	-40.03%
43000	Office Supplies	251	981	5,000	804	1,000	-80.00%
43030	Postage	0	0	500	0	200	-60.00%
43040	Uniforms	113	175	200	200	200	0.00%
43050	Operate Equip/Prgrm Supplies	4,975	19,125	20,000	20,000	20,000	0.00%
43070	Software Licenses/Subsription	120	160	450	200	200	-55.56%
43200	Advertisement/ Legal Notices	18,454	12,063	15,000	13,644	15,000	0.00%
43210	Printing & Binding	41	304	800	0	300	-62.50%
43310	Dues & Publications	455	845	860	800	1,100	27.91%
43315	Mileage Reimbursement	0	0	200	0	0	-100.00%
43320	Training/Education/Mtgs	564	1,000	3,500	370	3,500	0.00%
43500	City Atty Services	30,000	31,363	15,000	8,004	15,000	0.00%
43650	Other Contractual	6,088,802	7,485,154	8,605,495	7,826,296	8,605,495	0.00%
46000	Central Services Allocated	229,473	220,243	267,516	267,516	225,516	-15.70%
46010	Insurance Allocated	38,113	51,582	33,945	33,945	25,076	-26.13%
46020	Building Allocated	14,192	19,799	8,616	8,616	16,660	93.36%
46040	General Overhead	223,924	101,144	71,269	71,269	95,299	33.72%
46050	Department Overhead	27,162	46,682	19,815	19,815	38,120	92.38%
46075	Government Facility Alloca	54,530	54,530	54,530	54,530	54,530	0.00%
46080	Franchise Fees	747,632	908,912	845,000	845,000	845,000	0.00%
	Sub-total	7,908,826	9,379,445	10,369,302	9,510,742	10,287,390	-0.79%
G6220	CDBG Alley Project Fy21-22	0	120,837	0	120,837	0	0.00%
G7059	C.C.P.P. 20-21	7,000	0	0	0	0	0.00%
G7060	CAI Recycle Used Opp-12 State G	12,124	0	0	0	0	0.00%
G7061	CAIrecycle Used Opp-13 State Gra	0	13,281	0	13,281	0	0.00%
G7062	CAIrecycle Ccpp-21 State Grant	3,744	16,595	0	0	0	0.00%
G7063	CAIrecycle Ccpp-22 State Grant	0	21,525	0	1,662	0	0.00%
G7231	Sb1383 Local Assistance Program	3,000	80,595	0	41,712	0	0.00%
G7232	Sb1383 Local Assistance Grant-Ov	0	0	249,249	74,884	0	-100.00%
G7240	Used Oil Payment Program O.P.P.	0	0	0	3,118	0	0.00%
G7242	CAIrecycle Ccp 23-24	0	0	23,619	22,252	0	-100.00%
G7250	Used Oil Payment Program O.P.P.	0	0	13,196	0	0	-100.00%
N4007	Tropical Storm Hilary	0	291	0	0	0	0.00%
N6010	Neighborhood Clean-Up Program	3,634	5,674	17,500	0	10,000	-42.86%
N7003	Household Haz	127,553	153,773	230,000	10,926	250,000	8.70%
N7015	W.M. Comm Outreach Program	42,139	27,372	15,600	16,718	15,600	0.00%
N7017	Green Chino	27,362	26,592	25,000	12,500	47,500	90.00%
SN211	Annual Citywide Alley Imp FY2021	883,959	0	0	0	0	0.00%
SN221	Alley Sanitation Rehab 21-22	14,735	63,031	250,000	15,445	0	-100.00%
SN231	Alley Rehab 2023	33,705	139,689	250,000	36,767	0	-100.00%
	Sub-total	1,158,955	669,255	1,074,164	370,102	323,100	-69.92%
<b>TOTAL WASTE MANAGEMENT SERVICES</b>		<b>9,067,781</b>	<b>10,048,700</b>	<b>11,443,466</b>	<b>9,880,844</b>	<b>10,610,490</b>	<b>-7.28%</b>
<b>TOTAL SANITATION/STREET SWEEPING</b>		<b>8,785,044</b>	<b>10,620,652</b>	<b>12,167,896</b>	<b>10,573,784</b>	<b>11,228,340</b>	<b>-7.72%</b>

**City of Chino**  
**Expenditure Detail By Fund By Program By Object By Project**

Obj/Prj No.	Description	2023 Actual	2024 Actual	2025 Budget	2025 Projected	2026 Proposed	%CHG Bgt/Bgt
<b>610</b>	<b>CENTRAL SERVICES</b>						
<b>6101000</b>	<b>CENTRAL SERVICES</b>						
40004	Retention Payable C.I.P.	59,675	-59,675	0	0	0	0.00%
40020	Fixed Assets	-1,513,115	-345,801	0	0	0	0.00%
40022	C.I.P. Fixed Assets	17,200	0	0	0	0	0.00%
40024	Software Exp Contra Account	-217,254	-260,886	0	0	0	0.00%
40040	Depreciation	461,975	504,639	0	0	0	0.00%
40041	Amortization Sbita	201,689	247,032	0	0	0	0.00%
40050	Y.E. Accrued Liability Exp	11,812	40,233	0	0	0	0.00%
44011	Debt Svc Sbita Interest	542	4,508	0	0	0	0.00%
49995	G.A.S.B. 68 Pension Exp Salary	145,072	251,325	0	0	0	0.00%
<b>TOTAL CENTRAL SERVICES</b>		<b>-832,404</b>	<b>381,375</b>	<b>0</b>	<b>0</b>	<b>0</b>	<b>0.00%</b>
<b>6102050</b>	<b>CENTRAL SERVICES</b>						
41000	Full-Time Salaries	717,746	794,228	1,178,763	1,010,188	1,047,999	-11.09%
41010	Part-Time Salaries	12,932	0	0	0	0	0.00%
41020	Over-Time Salaries	37	0	500	500	500	0.00%
41070	Employee Svcs Allocated	575,756	605,271	751,461	751,461	471,600	-37.24%
43000	Office Supplies	76,616	73,543	82,000	85,900	86,000	4.88%
43030	Postage	4,155	4,835	5,315	5,477	5,700	7.24%
43050	Operate Equip/Prgm Supplies	1,636	1,252	3,000	3,000	3,000	0.00%
43060	Computer Equipment <5000	62,211	55,628	79,000	79,000	79,000	0.00%
43070	Software Licenses/Subscription	346,195	597,751	1,016,005	1,024,457	1,056,685	4.00%
43080	Telecommunication Equipment	13,929	13,248	15,000	15,314	15,000	0.00%
43210	Printing & Binding	0	0	50	0	50	0.00%
43310	Dues & Publications	1,530	1,730	3,630	1,743	1,830	-49.59%
43315	Mileage Reimbursement	0	375	350	100	350	0.00%
43320	Training/Education/Mtgs	27,810	26,145	54,493	39,927	54,493	0.00%
43440	Telephone/I.S.P. Utilities	391,523	394,687	432,370	440,600	460,500	6.51%
43580	Maint/Contract Repair Svcs	561,188	615,821	722,282	482,581	742,894	2.85%
43585	Repairs/Replacement Parts	0	0	10,000	10,000	10,000	0.00%
43650	Other Contractual	72,863	73,293	223,296	187,075	172,000	-22.97%
46010	Insurance Allocated	52,367	71,727	123,770	123,770	94,320	-23.79%
46020	Building Allocated	56,093	65,798	60,523	60,523	122,124	101.78%
46030	Vehicle Allocated	6,949	10,398	9,737	9,737	9,165	-5.87%
48060	Photocopiers	18,795	62,427	32,000	10,000	32,000	0.00%
	Sub-total	3,000,331	3,468,157	4,803,545	4,341,353	4,465,210	-7.04%
C2000	Info Tech Strategic Plan	0	51,577	50,000	23,677	50,000	0.00%
MS204	Executime Project	1,400	0	0	0	0	0.00%
N2600	Technology Fee Project	0	2,163	0	0	0	0.00%
N4005	C.O.V.I.D.-19	4,871	0	0	0	0	0.00%
PK183	Monte Vista Pk Restrmt & Shade	1,110	0	0	0	0	0.00%
	Sub-total	7,381	53,740	50,000	23,677	50,000	0.00%
<b>TOTAL CENTRAL SERVICES</b>		<b>3,007,712</b>	<b>3,521,897</b>	<b>4,853,545</b>	<b>4,365,030</b>	<b>4,515,210</b>	<b>-6.97%</b>

**City of Chino**  
**Expenditure Detail By Fund By Program By Object By Project**

Obj/Prj No.	Description	2023 Actual	2024 Actual	2025 Budget	2025 Projected	2026 Proposed	%CHG Bgt/Bgt
<b>610</b>	<b>CENTRAL SERVICES</b>						
<b>61020501</b>	<b>CENTRAL SERVICES ISF</b>						
IC205	ISF H.R. Central Svcs	204,233	87,656	0	0	0	0.00%
IC208	ISF C.S. Central Svcs	25,655	0	0	0	0	0.00%
IC20A	FY19-20 New Non-Sworn Positions	23,946	0	0	0	0	0.00%
IC230	FY22-23 New Positions	45,266	0	0	0	0	0.00%
IC234	ISF P.D. Central Services	10,899	32,613	0	26,688	0	0.00%
IC235	ISF H.R. Central Services	1,591,102	0	0	0	0	0.00%
IC240	FY23-24 New Positions	0	32,204	84,000	84,000	0	-100.00%
IC242	ISF Admin Central Services	0	151,094	0	1,997	0	0.00%
IC244	ISF P.D. Central Services	0	41,188	0	0	0	0.00%
IC246	ISF Dev Svcs Central Services	0	17,618	0	7,856	0	0.00%
IC247	ISF P.W. Central Services	0	6,854	-28,173	0	0	-100.00%
IC250	FY24-25 New Positions	0	0	35,000	0	0	-100.00%
IC252	ISF Admin Central Services	0	0	262,800	0	0	-100.00%
IC254	ISF P.D. Central Services	0	0	36,000	0	0	-100.00%
IC257	ISF Pw Central Services	0	0	3,000	0	0	-100.00%
IC260	FY25-26 New Positions	0	0	0	0	7,200	0.00%
IC262	FY25-26 Adm Central Svcs	0	0	0	0	186,050	0.00%
IC263	FY25-26 Fin Central Svcs	0	0	0	0	78,000	0.00%
IC265	FY25-26 Hr Central Svcs	0	0	0	0	4,060	0.00%
IC266	FY25-26 Dev Svcs Central Svcs	0	0	0	0	14,000	0.00%
IC268	FY25-26 Comm Svcs Central Svcs	0	0	0	0	20,900	0.00%
IE257	ISF Pw Equipment Mgmt	0	0	28,173	0	0	-100.00%
N4900	Officer Positions Law Enf. D.I.F.	12,951	0	0	0	0	0.00%
	Sub-total	1,914,052	369,227	420,800	120,541	310,210	-26.28%
TOTAL CENTRAL SERVICES ISF		1,914,052	369,227	420,800	120,541	310,210	-26.28%
TOTAL CENTRAL SERVICES		4,089,360	4,272,499	5,274,345	4,485,571	4,825,420	-8.51%

**City of Chino**  
**Expenditure Detail By Fund By Program By Object By Project**

Obj/Prj No.	Description	2023 Actual	2024 Actual	2025 Budget	2025 Projected	2026 Proposed	%CHG Bgt/Bgt
<b>630</b>	<b>RISK MANAGEMENT</b>						
<b>6301000</b>	<b>LIABILITY INSURANCE</b>						
40040	Depreciation	1,694	1,694	0	0	0	0.00%
40050	Y.E. Accrued Liability Exp	18,877	13,891	0	0	0	0.00%
43261	Est Accured Work Comp Claims	-443,906	-565,573	0	0	0	0.00%
43281	Est Accured Liab Claims	390,653	-289,840	0	0	0	0.00%
49995	G.A.S.B. 68 Pension Exp Salary	72,538	125,662	0	0	0	0.00%
TOTAL LIABILITY INSURANCE		39,856	-714,166	0	0	0	0.00%
<b>6305010</b>	<b>LIABILITY WORKERS COMPENSATION</b>						
41000	Full-Time Salaries	357,671	571,293	683,681	630,000	681,341	-0.34%
41010	Part-Time Salaries	30,122	44,368	9,270	33,500	113,641	1,125.90%
41020	Over-Time Salaries	399	459	200	100	200	0.00%
41070	Employee Svcs Allocated	218,930	406,670	435,847	435,847	306,603	-29.65%
43000	Office Supplies	3,203	2,927	2,000	1,000	2,000	0.00%
43030	Postage	0	3	0	36	50	0.00%
43050	Operate Equip/Pgrm Supplies	2,872	10,077	11,325	21,000	8,000	-29.36%
43210	Printing & Binding	0	92	200	0	100	-50.00%
43250	Work Comp Ins Premiums	323,155	323,807	407,034	370,000	610,000	49.86%
43260	Work Comp Ins Claims	584,782	515,867	650,000	400,000	650,000	0.00%
43270	Liability Ins Premium	1,175,349	1,439,102	1,548,136	1,554,000	1,786,357	15.39%
43280	Liability Ins Claims	236,103	973,548	300,000	300,000	300,000	0.00%
43310	Dues & Publications	386	39	600	300	4,500	650.00%
43315	Mileage Reimbursement	0	0	150	250	150	0.00%
43320	Training/Education/Mtgs	53,978	44,652	71,200	60,000	87,750	23.24%
43500	City Atty Services	232,325	985,936	600,000	600,000	500,000	-16.67%
43510	Outside Atty Services	67,782	8,123	160,000	10,000	160,000	0.00%
43515	Financial Services	1,675	673	2,000	700	1,000	-50.00%
43535	Claims Administration Fees	148,212	251,839	260,000	260,000	273,000	5.00%
43650	Other Contractual	27,331	1,248	25,000	20,000	25,000	0.00%
46000	Central Services Allocated	107,548	111,260	137,567	137,567	125,097	-9.06%
46020	Building Allocated	17,473	27,429	28,824	28,824	77,286	168.13%
TOTAL LIABILITY WORKERS COMPENSAT		3,589,296	5,719,412	5,333,034	4,863,124	5,712,075	7.11%
TOTAL RISK MANAGEMENT		3,629,152	5,005,246	5,333,034	4,863,124	5,712,075	7.11%



**City of Chino**  
**Expenditure Detail By Fund By Program By Object By Project**

Obj/Prj No.	Description	2023 Actual	2024 Actual	2025 Budget	2025 Projected	2026 Proposed	%CHG Bgt/Bgt
<b>640</b>	<b>EMPLOYEE BENEFITS</b>						
<b>6401000</b>	<b>EMPLOYEE BENEFITS</b>						
40001	Transfers Out	0	0	5,780,853	2,500,000	0	-100.00%
40050	Y.E. Accrued Liability Exp	18,335	12,049	0	0	0	0.00%
49995	G.A.S.B. 68 Pension Exp Salary	108,805	188,492	0	0	0	0.00%
TOTAL EMPLOYEE BENEFITS		127,140	200,541	5,780,853	2,500,000	0	-100.00%
<b>6405020</b>	<b>EMPLOYEE SERVICES</b>						
41000	Full-Time Salaries	517,438	607,671	874,048	740,000	0	-100.00%
41010	Part-Time Salaries	37,274	66,225	42,830	56,000	0	-100.00%
41020	Over-Time Salaries	860	983	1,000	1,000	0	-100.00%
41060	One Time Compensation	0	47,126	0	3,550	0	0.00%
41070	Employee Svcs Allocated	312,057	433,915	557,206	557,206	0	-100.00%
42000	Accrued Leave Cash Outs	3,160,000	3,413,797	3,750,000	3,500,000	3,750,000	0.00%
42010	Auto Allowance	66,418	70,184	72,400	72,400	72,400	0.00%
42015	Longevity Pay	0	239,750	59,000	59,000	78,250	32.63%
42020	Clothing Allowance	162,152	159,995	167,538	167,538	168,498	0.57%
42030	Tuition Allowance	39,345	63,025	90,000	64,500	90,000	0.00%
42040	Health Allowance	7,499,466	10,336,577	13,980,000	12,568,000	14,785,440	5.76%
42041	Affordable Care Act Compliance	12,173	17,647	28,800	4,300	28,800	0.00%
42049	Life Insurance	0	0	350,000	350,000	350,000	0.00%
42050	Pers Retirement	8,965,202	6,371,794	8,375,713	8,375,713	8,331,517	-0.53%
42052	Pension Repayment	0	0	3,280,853	0	0	-100.00%
42060	Disability Insurance Claims	100,542	172,660	90,000	50,000	90,000	0.00%
42070	Deferred Compensation	416,561	733,969	819,611	764,000	819,611	0.00%
42071	Retire Health Savings	252,855	420,626	447,800	440,000	447,800	0.00%
42080	Medicare	759,608	885,950	945,000	960,000	1,025,623	8.53%
42090	Unemployment	17,147	19,529	27,000	20,000	20,000	-25.93%
43000	Office Supplies	4,075	4,969	5,000	12,000	5,000	0.00%
43030	Postage	649	1,132	1,100	1,100	1,100	0.00%
43050	Operate Equip/Prgm Supplies	8,125	5,695	6,000	1,000	6,000	0.00%
43210	Printing & Binding	122	578	1,000	1,000	1,000	0.00%
43220	Recruitment & Employment	164,479	178,339	249,550	249,550	267,500	7.19%
43310	Dues & Publications	358	5,870	5,570	500	100	-98.20%
43320	Training/Education/Mtgs	29,646	77,880	87,700	87,700	29,200	-66.70%
43510	Outside Atty Services	163,835	132,558	130,000	255,000	130,000	0.00%
43515	Financial Services	88	98	145	145	145	0.00%
43610	Medical Services	38,810	50,947	58,220	68,000	58,220	0.00%
43650	Other Contractual	278,888	97,573	175,110	365,000	254,807	45.51%
46000	Central Services Allocated	729,767	648,551	917,535	917,535	0	-100.00%
46010	Insurance Allocated	54,399	92,198	96,272	96,272	0	-100.00%
46020	Building Allocated	44,058	53,660	53,679	53,679	0	-100.00%
	Sub-total	23,836,397	25,411,471	35,745,680	30,861,688	30,811,011	-13.80%
N5002	Employee Recognition Project	19,910	21,045	25,500	25,500	28,500	11.76%
N5003	Employee Relations Strategic Plan	37,226	16,282	55,500	55,500	55,500	0.00%
N5004	Corporate Challenge	0	0	0	0	16,500	0.00%
N5005	Leadership Academy	0	0	0	0	80,000	0.00%
	Sub-total	57,136	37,327	81,000	81,000	180,500	122.84%
TOTAL EMPLOYEE SERVICES		23,893,533	25,448,798	35,826,680	30,942,688	30,991,511	-13.50%
TOTAL EMPLOYEE BENEFITS		24,020,673	25,649,339	41,607,533	33,442,688	30,991,511	-25.51%

**City of Chino**  
**Expenditure Detail By Fund By Program By Object By Project**

Obj/Prj No.	Description	2023 Actual	2024 Actual	2025 Budget	2025 Projected	2026 Proposed	%CHG Bgt/Bgt
<b>650</b>	<b>BUILDING MANAGEMENT</b>						
<b>6501000</b>	<b>BUILDING MANAGEMENT</b>						
40001	Transfers Out	106,548	104,466	132,911	236,869	271,725	104.44%
40004	Retention Payable C.I.P.	6,741	70,403	0	0	0	0.00%
40020	Fixed Assets	-2,176,987	-334,961	0	0	0	0.00%
40022	C.I.P. Fixed Assets	-443,681	-1,654,439	0	0	0	0.00%
40040	Depreciation	96,591	135,356	0	0	0	0.00%
40050	Y.E. Accrued Liability Exp	-18,582	11,992	0	0	0	0.00%
49995	G.A.S.B. 68 Pension Exp Salary	145,072	251,325	0	0	0	0.00%
<b>TOTAL BUILDING MANAGEMENT</b>		<b>-2,284,298</b>	<b>-1,415,858</b>	<b>132,911</b>	<b>236,869</b>	<b>271,725</b>	<b>104.44%</b>
<b>6507030</b>	<b>CUSTODIAL MAINTENANCE</b>						
41000	Full-Time Salaries	252,431	288,473	313,656	304,815	56,976	-81.83%
41020	Over-Time Salaries	1,214	1,970	2,500	486	0	-100.00%
41070	Employee Svcs Allocated	171,609	180,688	199,956	199,956	25,639	-87.18%
43000	Office Supplies	131	122	250	225	250	0.00%
43040	Uniforms	595	1,048	2,150	1,500	0	-100.00%
43050	Operate Equip/Prgrm Supplies	64,047	75,139	80,000	76,000	80,000	0.00%
43210	Printing & Binding	0	0	50	0	0	-100.00%
43320	Training/Education/Mtgs	0	0	500	0	0	-100.00%
43580	Maint/Contract Repair Svcs	423,332	442,243	485,069	463,000	605,000	24.72%
43585	Repairs/Replacement Parts	544	462	1,000	0	0	-100.00%
46000	Central Services Allocated	27,311	22,949	29,878	29,878	17,448	-41.60%
46010	Insurance Allocated	19,888	22,262	32,934	32,934	5,128	-84.43%
46020	Building Allocated	13,291	15,965	10,252	10,252	4,119	-59.82%
	Sub-total	974,393	1,051,321	1,158,195	1,119,046	794,560	-31.40%
N4007	Tropical Storm Hilary	0	247	0	0	0	0.00%
	Sub-total	0	247	0	0	0	0.00%
<b>TOTAL CUSTODIAL MAINTENANCE</b>		<b>974,393</b>	<b>1,051,568</b>	<b>1,158,195</b>	<b>1,119,046</b>	<b>794,560</b>	<b>-31.40%</b>
<b>6507035</b>	<b>CUSTODIAL MAINTENANCE PD</b>						
41000	Full-Time Salaries	0	0	0	0	234,336	0.00%
41020	Over-Time Salaries	0	0	0	0	2,500	0.00%
41070	Employee Svcs Allocated	0	0	0	0	130,056	0.00%
43040	Uniforms	0	0	0	0	2,150	0.00%
43050	Operate Equip/Prgrm Supplies	0	0	0	0	2,000	0.00%
43320	Training/Education/Mtgs	0	0	0	0	1,000	0.00%
43585	Repairs/Replacement Parts	0	0	0	0	1,000	0.00%
46000	Central Services Allocated	0	0	0	0	9,968	0.00%
46010	Insurance Allocated	0	0	0	0	25,777	0.00%
46020	Building Allocated	0	0	0	0	50,171	0.00%
<b>TOTAL CUSTODIAL MAINTENANCE PD</b>		<b>0</b>	<b>0</b>	<b>0</b>	<b>0</b>	<b>458,958</b>	<b>0.00%</b>

**City of Chino**  
**Expenditure Detail By Fund By Program By Object By Project**

Obj/Prj No.	Description	2023 Actual	2024 Actual	2025 Budget	2025 Projected	2026 Proposed	%CHG Bgt/Bgt
<b>650</b>	<b>BUILDING MANAGEMENT</b>						
<b>6508310</b>	<b>BUILDING MANAGEMENT</b>						
41000	Full-Time Salaries	655,254	794,124	1,041,404	921,974	1,068,464	2.60%
41010	Part-Time Salaries	30,215	26,725	50,000	36,000	50,000	0.00%
41020	Over-Time Salaries	44,382	56,852	60,000	54,000	60,000	0.00%
41060	One Time Compensation	0	42,647	0	0	0	0.00%
41070	Employee Svcs Allocated	462,868	511,917	663,895	663,895	475,808	-28.33%
43000	Office Supplies	422	447	600	500	600	0.00%
43030	Postage	103	1	500	0	100	-80.00%
43040	Uniforms	1,800	2,222	3,900	2,800	3,900	0.00%
43050	Operate Equip/Prgm Supplies	83,290	111,569	90,000	100,000	100,000	11.11%
43070	Software Licenses/Subsorption	0	893	0	0	0	0.00%
43200	Advertisement/ Legal Notices	0	0	500	348	500	0.00%
43210	Printing & Binding	228	73	250	44	250	0.00%
43230	Equipment & Misc Rental	0	274	1,500	0	1,500	0.00%
43300	Refund-Reimburse-Sponsorship	0	95	0	15,310	0	0.00%
43310	Dues & Publications	439	700	705	705	860	21.99%
43315	Mileage Reimbursement	307	0	50	0	480	860.00%
43320	Training/Education/Mtgs	5,307	4,856	13,500	3,500	13,500	0.00%
43400	Utilities Water	153,540	163,744	185,000	183,000	195,000	5.41%
43420	Utilities Gas	119,196	65,507	100,000	68,000	76,000	-24.00%
43430	Utilities Electric	1,065,058	1,154,999	1,200,000	1,209,000	1,300,000	8.33%
43500	City Atty Services	6,336	1,325	2,000	3,500	3,500	75.00%
43560	Eng/Construct Svcs	0	0	10,000	0	10,000	0.00%
43580	Maint/Contract Repair Svcs	227,045	255,279	280,000	245,000	325,000	16.07%
43585	Repairs/Replacement Parts	197,239	326,618	250,000	290,000	300,000	20.00%
43650	Other Contractual	20,373	19,733	15,000	1,000	15,000	0.00%
43655	A.D.A. Improvements	7,115	17,470	50,000	1,030	50,000	0.00%
46000	Central Services Allocated	93,679	83,563	116,415	116,415	100,294	-13.85%
46010	Insurance Allocated	55,408	74,518	114,597	114,597	99,662	-13.03%
46020	Building Allocated	33,942	48,148	35,978	35,978	80,047	122.49%
46030	Vehicle Allocated	102,505	146,340	137,347	137,347	131,490	-4.26%
48030	Furniture & Fixtures	0	0	10,000	0	10,000	0.00%
48040	Computers & Related Equip	6,686	0	0	0	0	0.00%
	Sub-total	3,372,737	3,910,639	4,433,141	4,203,943	4,471,955	0.88%
IB402	7Th St Theater-Digital Reader Boa	5,596	0	0	0	0	0.00%
MS214	9Th Street House Demo	630	4,823	-34,078	37,284	0	-100.00%
N7200	CAI Aero Preserve-Joint Agmt	65,029	56,336	67,000	67,000	70,000	4.48%
N7201	5 Cccc'S Joint Use Agreement	28,837	28,537	36,000	31,000	36,000	0.00%
N8074	Civic Center Master Plan	104,081	0	0	0	0	0.00%
NC240	Building Mgmt Projects	0	18,882	135,310	105,773	200,000	47.81%
NC242	City Hall South Roof Restoration	0	163,657	12,215	12,215	0	-100.00%
NC831	Demo Fire Station #1/Landscape	201,276	0	0	0	0	0.00%
PF192	Sen Ctr Interior Access Improv Pro	77	52,470	0	0	0	0.00%
PF200	Civic Center Improv & Access	17,863	0	0	0	0	0.00%
PF201	Old School House Museum	155,383	1,390,591	-12,215	143,284	0	-100.00%
PF203	Sen Ctr/Library Exterior Access Im	1,470	0	0	0	0	0.00%
PF210	City Hall Interior & Access Imp.	82	385,379	1,100,000	99,386	0	-100.00%
PF220	City Hall Adm Remodel	41,864	3,650	0	0	0	0.00%
PF233	Cultural Arts Bldg Purchase & Reh	2,036,706	21,713	60,000	29,925	0	-100.00%
PF234	Police Department Solar Project	25,744	11,689	50,000	35,649	0	-100.00%
PF261	Youth Museum Interior Improveme	0	0	0	0	100,000	0.00%
PF263	Central Plant Replacement	0	0	0	0	150,000	0.00%
PF264	Epic Facility Assessment/Design	0	0	0	0	150,000	0.00%

**City of Chino**  
**Expenditure Detail By Fund By Program By Object By Project**

Obj/Prj No.	Description	2023 Actual	2024 Actual	2025 Budget	2025 Projected	2026 Proposed	%CHG Bgt/Bgt
<b>650</b>	<b>BUILDING MANAGEMENT</b>						
<b>6508310</b>	<b>BUILDING MANAGEMENT</b>						
	Sub-total	2,684,638	2,137,727	1,414,232	561,516	706,000	-50.08%
TOTAL BUILDING MANAGEMENT		6,057,375	6,048,366	5,847,373	4,765,459	5,177,955	-11.45%
<b>65083101</b>	<b>BUILDING MANAGEMENT ISF</b>						
IB208	ISF Building Mgmt C.S.	8,436	5,475	0	0	550,000	0.00%
IB20B	Senior Center Exterior Paint/Rep	8,892	59,972	0	0	0	0.00%
IB224	ISF P.D. Building Mgmt	18,176	0	0	0	0	0.00%
IB234	ISF P.D. Bldg Mgmt	83,475	0	0	0	0	0.00%
IB237	ISF P.W. Bldg Mgmt	0	36,184	0	0	0	0.00%
IB238	ISF C.S. Bldg Mgmt	123,636	165,234	0	0	0	0.00%
IB240	FY23-24 New Positions	0	37,435	80,000	0	0	-100.00%
IB244	ISF Pd Bldg Mgmt	0	116,959	-68,041	0	0	-100.00%
IB248	ISF C.S. Bldg Mgmt	0	24,730	0	829	0	0.00%
IB249	ISF Building Division Bldg Mgmt	0	175,911	68,041	33,310	0	-100.00%
IB250	FY24-25 New Positions	0	0	10,000	0	0	-100.00%
IB254	ISF P.D. Bldg Mgmt	0	0	24,283	24,283	0	-100.00%
IB257	ISF Public Works Bldg Mgmt	0	0	2,485	2,485	0	-100.00%
IB258	ISF Comm Svcs Bldg Mgmt	0	0	51,000	16,445	0	-100.00%
IB259	ISF Building Division Bldg Mgmt	0	0	1,096,000	88,074	75,000	-93.16%
IB264	FY25-26 Pd Bldg Mgmt	0	0	0	0	60,000	0.00%
IB267	FY25-26 Pw Bldg Mgmt	0	0	0	0	110,000	0.00%
IB268	FY25-26 Cs Bldg Mgmt	0	0	0	0	445,000	0.00%
IB837	Citywide Park Lighting Upgrades	0	114,458	0	39,164	0	0.00%
	Sub-total	242,615	736,358	1,263,768	204,590	1,240,000	-1.88%
TOTAL BUILDING MANAGEMENT ISF		242,615	736,358	1,263,768	204,590	1,240,000	-1.88%
TOTAL BUILDING MANAGEMENT		4,990,085	6,420,434	8,402,247	6,325,964	7,943,198	-5.46%
<b>659</b>	<b>CAPITAL COMM BUILDING</b>						
<b>6591000</b>	<b>CAPITAL COMM BUILDING</b>						
40002	Transfers Out-G.F. Committed	0	2,753,355	2,171,363	71,363	2,100,000	-3.29%
40009	Elimination Int Transfer Out	44,046	8,391	0	0	0	0.00%
TOTAL CAPITAL COMM BUILDING		44,046	2,761,746	2,171,363	71,363	2,100,000	-3.29%
TOTAL CAPITAL COMM BUILDING		44,046	2,761,746	2,171,363	71,363	2,100,000	-3.29%

**City of Chino**  
**Expenditure Detail By Fund By Program By Object By Project**

Obj/Prj No.	Description	2023 Actual	2024 Actual	2025 Budget	2025 Projected	2026 Proposed	%CHG Bgt/Bgt
<b>660</b>	<b>EQUIPMENT MANAGEMENT</b>						
<b>6601000</b>	<b>EQUIPMENT MANAGEMENT</b>						
40001	Transfers Out	0	0	4,500,000	4,500,000	0	-100.00%
40020	Fixed Assets	-1,880,606	-2,149,115	0	0	0	0.00%
40040	Depreciation	1,391,104	1,475,229	0	0	0	0.00%
40050	Y.E. Accrued Liability Exp	-949	17,366	0	0	0	0.00%
43130	Inventory Loss	2,813	993	0	0	0	0.00%
49995	G.A.S.B. 68 Pension Exp Salary	145,072	251,325	0	0	0	0.00%
<b>TOTAL EQUIPMENT MANAGEMENT</b>		<b>-342,566</b>	<b>-404,202</b>	<b>4,500,000</b>	<b>4,500,000</b>	<b>0</b>	<b>-100.00%</b>
<b>6607400</b>	<b>EQUIPMENT MANAGEMENT</b>						
41000	Full-Time Salaries	526,759	640,139	782,524	739,877	761,448	-2.69%
41010	Part-Time Salaries	103,675	146,366	151,875	116,750	142,515	-6.16%
41020	Over-Time Salaries	72,878	60,899	67,000	45,000	67,000	0.00%
41030	Temporary Services	4,979	0	0	0	0	0.00%
41070	Employee Svcs Allocated	357,664	459,563	498,859	498,859	342,652	-31.31%
43000	Office Supplies	1,061	1,040	1,000	1,000	1,000	0.00%
43030	Postage	45	29	150	0	150	0.00%
43040	Uniforms	4,946	5,217	7,500	6,882	7,500	0.00%
43050	Operate Equip/Prgrm Supplies	357,320	351,534	380,000	384,000	390,000	2.63%
43070	Software Licenses/Subsorption	11,909	14,710	13,500	21,078	25,040	85.48%
43090	Motor Fuel	830,278	829,761	945,000	800,000	900,000	-4.76%
43100	Oil & Lubricants	20,008	25,087	24,150	26,000	26,500	9.73%
43210	Printing & Binding	0	0	100	44	100	0.00%
43315	Mileage Reimbursement	0	299	0	0	0	0.00%
43320	Training/Education/Mtgs	1,456	1,420	2,500	1,719	2,500	0.00%
43440	Telephone/I.S.P. Utilities	50,665	51,480	57,750	53,383	57,750	0.00%
43500	City Atty Services	268	179	800	800	800	0.00%
43580	Maint/Contract Repair Svcs	430,072	386,573	476,550	377,347	497,750	4.45%
43650	Other Contractual	439,895	444,036	525,415	520,000	525,415	0.00%
46000	Central Services Allocated	152,796	160,687	207,538	207,538	233,134	12.33%
46010	Insurance Allocated	96,086	119,863	121,472	121,472	99,436	-18.14%
46020	Building Allocated	37,125	48,045	30,540	30,540	65,344	113.96%
46030	Vehicle Allocated	208,229	287,340	286,092	286,092	247,904	-13.35%
48070	Vehicles	1,056,872	1,362,647	1,523,100	453,950	2,674,050	75.57%
48080	Heavy Equipment	0	0	1,196,719	647,121	578,150	-51.69%
48090	Other Equipment	56,188	0	2,836,336	133,000	2,791,336	-1.59%
	Sub-total	4,821,174	5,396,914	10,136,470	5,472,452	10,437,474	2.97%
G425A	San Berd Cnty Helicopter Grant	0	0	1,000,000	0	0	-100.00%
N4221	Officer Traffic (New)	56,860	3,853	0	0	0	0.00%
NC221	PD Hand Held Radio Replacement	181,246	205,172	213,000	7,484	0	-100.00%
NC222	PD Vehicle Radio Replacement Pr	203,074	157,170	160,440	0	160,440	0.00%
	Sub-total	441,180	366,195	1,373,440	7,484	160,440	-88.32%
<b>TOTAL EQUIPMENT MANAGEMENT</b>		<b>5,262,354</b>	<b>5,763,109</b>	<b>11,509,910</b>	<b>5,479,936</b>	<b>10,597,914</b>	<b>-7.92%</b>

**City of Chino**  
**Expenditure Detail By Fund By Program By Object By Project**

Obj/Prj No.	Description	2023 Actual	2024 Actual	2025 Budget	2025 Projected	2026 Proposed	%CHG Bgt/Bgt
<b>660</b>	<b>EQUIPMENT MANAGEMENT</b>						
<b>66074001</b>	<b>EQUIPMENT MANAGEMENT ISF</b>						
IE224	ISF Equip Mgmt P.D.	7,168	6,902	0	0	0	0.00%
IE230	FY22-23 New Position Vehicles	100,106	31,105	0	0	0	0.00%
IE232	ISF Admin Equip Mgmt	0	0	0	45,764	0	0.00%
IE234	ISF P.D. Equip Mgmt	124,787	0	0	0	0	0.00%
IE236	ISF D.S. Equipment Mgmt	72,574	0	0	0	0	0.00%
IE237	ISF P.W. Equipment Management	36,431	0	0	0	0	0.00%
IE240	FY23-24 New Positions	0	252,630	359,400	453,173	0	-100.00%
IE244	ISF P.D. Equip Mgmt	0	27,648	0	5,352	0	0.00%
IE246	ISF D.S. Equip Mgmt	0	0	0	88,989	0	0.00%
IE247	ISF P.W. Equip Mgmt	0	179,300	0	92,281	0	0.00%
IE254	ISF P.D. Equip Mgmt	0	0	93,850	78,311	0	-100.00%
IE256	ISF Dev Svcs Equip Mgmt	0	0	46,250	36,506	0	-100.00%
IE257	ISF Pw Equipment Mgmt	0	0	467,100	171,748	0	-100.00%
IE258	ISF Comm Svcs Equipment Mgmt	0	0	153,000	131,843	0	-100.00%
IE260	FY25-26 New Positions	0	0	0	0	49,250	0.00%
IE267	FY25-26 Pw Equip Mgmt	0	0	0	0	175,700	0.00%
IE268	FY25-26 Comm Svcs Equip Mgmt	0	0	0	0	110,000	0.00%
	Sub-total	341,066	497,585	1,119,600	1,103,967	334,950	-70.08%
TOTAL EQUIPMENT MANAGEMENT ISF		341,066	497,585	1,119,600	1,103,967	334,950	-70.08%
TOTAL EQUIPMENT MANAGEMENT		5,260,854	5,856,492	17,129,510	11,083,903	10,932,864	-36.18%
<b>703</b>	<b>RDA RET OBLIG FUND (CASH)</b>						
<b>7031000</b>	<b>RDA RET OBLIG FUND</b>						
40001	Transfers Out	3,292,480	3,557,145	3,174,263	3,340,351	3,336,603	5.11%
TOTAL RDA RET OBLIG FUND		3,292,480	3,557,145	3,174,263	3,340,351	3,336,603	5.11%
<b>7039015</b>	<b>RROF DEBT SERVICE</b>						
43515	Financial Services	4,450	4,450	4,450	4,450	3,050	-31.46%
43525	Trustee Service Fees	3,000	3,000	3,750	3,750	3,750	0.00%
	Sub-total	7,450	7,450	8,200	8,200	6,800	-17.07%
ST163	Edison Ave Improvements	2,507,640	0	0	0	0	0.00%
	Sub-total	2,507,640	0	0	0	0	0.00%
TOTAL RROF DEBT SERVICE		2,515,090	7,450	8,200	8,200	6,800	-17.07%
TOTAL RDA RET OBLIG FUND (CASH)		5,807,570	3,564,595	3,182,463	3,348,551	3,343,403	5.06%
<b>704</b>	<b>RDA RET OBLIG FUND (NON-CASH)</b>						
<b>7049015</b>	<b>RDA RROF DEBT SERVICE</b>						
44000	Debt Service/Principal	0	0	1,890,000	1,890,000	1,970,000	4.23%
44010	Debt Svc Interest	1,474,793	1,387,751	1,453,228	1,453,228	1,366,603	-5.96%
TOTAL RDA RROF DEBT SERVICE		1,474,793	1,387,751	3,343,228	3,343,228	3,336,603	-0.20%
TOTAL RDA RET OBLIG FUND (NON-CASH)		1,474,793	1,387,751	3,343,228	3,343,228	3,336,603	-0.20%



**City of Chino**  
**Expenditure Detail By Fund By Program By Object By Project**

Obj/Prj No.	Description	2023 Actual	2024 Actual	2025 Budget	2025 Projected	2026 Proposed	%CHG Bgt/Bgt
<b>831</b>	<b>CFD 2003-1 STRATHAN TRUST</b>						
<b>8311000</b>	<b>CFD 2003-1 STRATHAM TRUST</b>						
44000	Debt Service/Principal	360,000	365,000	0	0	0	0.00%
44010	Debt Svc Interest	92,704	90,155	0	0	0	0.00%
47061	Administration Costs	10,644	10,671	0	0	0	0.00%
TOTAL CFD 2003-1 STRATHAM TRUST		463,348	465,826	0	0	0	0.00%
TOTAL CFD 2003-1 STRATHAN TRUST		<b>463,348</b>	<b>465,826</b>	<b>0</b>	<b>0</b>	<b>0</b>	<b>0.00%</b>
<b>832</b>	<b>CFD 2003-2 D.R.HORTON TRUST</b>						
<b>8321000</b>	<b>CFD 2003-2 DR HORTON TRUST</b>						
44000	Debt Service/Principal	330,000	335,000	0	0	0	0.00%
44010	Debt Svc Interest	84,647	82,308	0	0	0	0.00%
47061	Administration Costs	11,370	11,405	0	0	0	0.00%
TOTAL CFD 2003-2 DR HORTON TRUST		426,017	428,713	0	0	0	0.00%
TOTAL CFD 2003-2 D.R.HORTON TRUST		<b>426,017</b>	<b>428,713</b>	<b>0</b>	<b>0</b>	<b>0</b>	<b>0.00%</b>
<b>833</b>	<b>CFD 2003-3 LEWIS TRUST</b>						
<b>8331000</b>	<b>CFD 2003-3 LEWIS TRUST</b>						
43525	Trustee Service Fees	317,175	275,048	0	0	0	0.00%
44000	Debt Service/Principal	2,855,000	3,345,000	0	0	0	0.00%
44010	Debt Svc Interest	4,669,925	5,594,890	0	0	0	0.00%
47061	Administration Costs	1,427,413	2,307,310	0	0	0	0.00%
TOTAL CFD 2003-3 LEWIS TRUST		9,269,513	11,522,248	0	0	0	0.00%
TOTAL CFD 2003-3 LEWIS TRUST		<b>9,269,513</b>	<b>11,522,248</b>	<b>0</b>	<b>0</b>	<b>0</b>	<b>0.00%</b>
<b>834</b>	<b>CFD 2003-4 MAJESTIC TRUST</b>						
<b>8341000</b>	<b>CFD 2003-4 MAJESTIC TRUST</b>						
44000	Debt Service/Principal	300,000	295,000	0	0	0	0.00%
44010	Debt Svc Interest	76,351	74,261	0	0	0	0.00%
47061	Administration Costs	5,246	5,247	0	0	0	0.00%
TOTAL CFD 2003-4 MAJESTIC TRUST		381,597	374,508	0	0	0	0.00%
TOTAL CFD 2003-4 MAJESTIC TRUST		<b>381,597</b>	<b>374,508</b>	<b>0</b>	<b>0</b>	<b>0</b>	<b>0.00%</b>
<b>835</b>	<b>CFD 2005-2 MERITAGE-DISTING</b>						
<b>8351000</b>	<b>CFD 2005-2 MERITAGE-DISTING</b>						
44000	Debt Service/Principal	175,000	185,000	0	0	0	0.00%
44010	Debt Svc Interest	167,375	158,375	0	0	0	0.00%
47061	Administration Costs	62,599	104,868	0	0	0	0.00%
TOTAL CFD 2005-2 MERITAGE-DISTING		404,974	448,243	0	0	0	0.00%
TOTAL CFD 2005-2 MERITAGE-DISTING		<b>404,974</b>	<b>448,243</b>	<b>0</b>	<b>0</b>	<b>0</b>	<b>0.00%</b>
<b>838</b>	<b>CFD 2006-2 D.R.HORTON TRUST</b>						
<b>8381000</b>	<b>CFD 2006-2 D.R.HORTON TRUST</b>						
44000	Debt Service/Principal	280,000	295,000	0	0	0	0.00%
44010	Debt Svc Interest	267,750	253,375	0	0	0	0.00%
47061	Administration Costs	13,907	13,950	0	0	0	0.00%
TOTAL CFD 2006-2 D.R.HORTON TRUST		561,657	562,325	0	0	0	0.00%
TOTAL CFD 2006-2 D.R.HORTON TRUST		<b>561,657</b>	<b>562,325</b>	<b>0</b>	<b>0</b>	<b>0</b>	<b>0.00%</b>



**City of Chino**  
**Expenditure Detail By Fund By Program By Object By Project**

Obj/Prj No.	Description	2023 Actual	2024 Actual	2025 Budget	2025 Projected	2026 Proposed	%CHG Bgt/Bgt
<b>839</b>	<b>CFD 2005-1 COLLEGE PARK TRUST</b>						
<b>8391000</b>	<b>CFD 2005-1 COLLEGE PARK TRUST</b>						
44000	Debt Service/Principal	930,000	960,000	0	0	0	0.00%
44010	Debt Svc Interest	946,225	906,706	0	0	0	0.00%
47061	Administration Costs	51,295	1,920,302	0	0	0	0.00%
TOTAL CFD 2005-1 COLLEGE PARK TRUST		1,927,520	3,787,008	0	0	0	0.00%
TOTAL CFD 2005-1 COLLEGE PARK TRUST		<b>1,927,520</b>	<b>3,787,008</b>	<b>0</b>	<b>0</b>	<b>0</b>	<b>0.00%</b>
<b>840</b>	<b>CFD 2009-1 WATSON</b>						
<b>8401000</b>	<b>CFD 2009-1 WATSON</b>						
44000	Debt Service/Principal	550,000	550,000	0	0	0	0.00%
44010	Debt Svc Interest	282,882	279,015	0	0	0	0.00%
47061	Administration Costs	5,165	5,165	0	0	0	0.00%
TOTAL CFD 2009-1 WATSON		838,047	834,180	0	0	0	0.00%
TOTAL CFD 2009-1 WATSON		<b>838,047</b>	<b>834,180</b>	<b>0</b>	<b>0</b>	<b>0</b>	<b>0.00%</b>
<b>841</b>	<b>CFD 2006-1</b>						
<b>8411000</b>	<b>C.F.D. 2006-1</b>						
44000	Debt Service/Principal	140,000	145,000	0	0	0	0.00%
44010	Debt Svc Interest	126,656	123,806	0	0	0	0.00%
47061	Administration Costs	9,030	9,046	0	0	0	0.00%
TOTAL C.F.D. 2006-1		275,686	277,852	0	0	0	0.00%
TOTAL CFD 2006-1		<b>275,686</b>	<b>277,852</b>	<b>0</b>	<b>0</b>	<b>0</b>	<b>0.00%</b>
<b>842</b>	<b>CFD 2006-3</b>						
<b>8421000</b>	<b>C.F.D. 2006-3</b>						
44000	Debt Service/Principal	150,000	155,000	0	0	0	0.00%
44010	Debt Svc Interest	171,331	166,756	0	0	0	0.00%
47061	Administration Costs	9,850	9,869	0	0	0	0.00%
TOTAL C.F.D. 2006-3		331,181	331,625	0	0	0	0.00%
TOTAL CFD 2006-3		<b>331,181</b>	<b>331,625</b>	<b>0</b>	<b>0</b>	<b>0</b>	<b>0.00%</b>
<b>843</b>	<b>CFD 2016-1 KB HOMES</b>						
<b>8431000</b>	<b>CFD 2016-1 KB HOMES</b>						
44000	Debt Service/Principal	175,000	180,000	0	0	0	0.00%
44010	Debt Svc Interest	345,044	337,944	0	0	0	0.00%
47061	Administration Costs	8,519	8,534	0	0	0	0.00%
TOTAL CFD 2016-1 KB HOMES		528,563	526,478	0	0	0	0.00%
TOTAL CFD 2016-1 KB HOMES		<b>528,563</b>	<b>526,478</b>	<b>0</b>	<b>0</b>	<b>0</b>	<b>0.00%</b>
<b>844</b>	<b>CFD 2016-2 LENNAR</b>						
<b>8441000</b>	<b>CFD 2016-2 LENNAR</b>						
44000	Debt Service/Principal	160,000	165,000	0	0	0	0.00%
44010	Debt Svc Interest	319,225	312,725	0	0	0	0.00%
47061	Administration Costs	10,069	10,069	0	0	0	0.00%
TOTAL CFD 2016-2 LENNAR		489,294	487,794	0	0	0	0.00%
TOTAL CFD 2016-2 LENNAR		<b>489,294</b>	<b>487,794</b>	<b>0</b>	<b>0</b>	<b>0</b>	<b>0.00%</b>

**City of Chino**  
**Expenditure Detail By Fund By Program By Object By Project**

Obj/Prj No.	Description	2023 Actual	2024 Actual	2025 Budget	2025 Projected	2026 Proposed	%CHG Bgt/Bgt
<b>845</b>	<b>C.F.D. 2019-1 THE LANDINGS</b>						
<b>8451000</b>	<b>CFD 2019-1 THE LANDINGS</b>						
44000	Debt Service/Principal	180,000	190,000	0	0	0	0.00%
44010	Debt Svc Interest	403,000	395,600	0	0	0	0.00%
47061	Administration Costs	10,069	10,091	0	0	0	0.00%
TOTAL CFD 2019-1 THE LANDINGS		593,069	595,691	0	0	0	0.00%
TOTAL C.F.D. 2019-1 THE LANDINGS		<b>593,069</b>	<b>595,691</b>	<b>0</b>	<b>0</b>	<b>0</b>	<b>0.00%</b>
<b>846</b>	<b>CFD 2021-1 APPESETCHE</b>						
<b>8461000</b>	<b>CFD 2021-1 APPESETCHE</b>						
43525	Trustee Service Fees	0	266,831	0	0	0	0.00%
44010	Debt Svc Interest	0	110,602	0	0	0	0.00%
TOTAL CFD 2021-1 APPESETCHE		0	377,433	0	0	0	0.00%
TOTAL CFD 2021-1 APPESETCHE		<b>0</b>	<b>377,433</b>	<b>0</b>	<b>0</b>	<b>0</b>	<b>0.00%</b>
<b>890</b>	<b>CFD 2000-1 SPECTRUM SOUTH II</b>						
<b>8901000</b>	<b>CFD 2000-1 SPECTRUM SOUTH II</b>						
44000	Debt Service/Principal	95,000	100,000	0	0	0	0.00%
44010	Debt Svc Interest	21,956	20,006	0	0	0	0.00%
47061	Administration Costs	4,022	4,023	0	0	0	0.00%
TOTAL CFD 2000-1 SPECTRUM SOUTH II		120,978	124,029	0	0	0	0.00%
TOTAL CFD 2000-1 SPECTRUM SOUTH II		<b>120,978</b>	<b>124,029</b>	<b>0</b>	<b>0</b>	<b>0</b>	<b>0.00%</b>
<b>891</b>	<b>CFD 01-1 TRUST</b>						
<b>8911000</b>	<b>CFD 01-1 TRUST</b>						
44000	Debt Service/Principal	150,000	145,000	0	0	0	0.00%
44010	Debt Svc Interest	32,888	31,852	0	0	0	0.00%
47061	Administration Costs	5,185	5,186	0	0	0	0.00%
TOTAL CFD 01-1 TRUST		188,073	182,038	0	0	0	0.00%
TOTAL CFD 01-1 TRUST		<b>188,073</b>	<b>182,038</b>	<b>0</b>	<b>0</b>	<b>0</b>	<b>0.00%</b>
<b>898</b>	<b>CFD 99-1 EUCALYPTUS BSNSS PARK</b>						
<b>8981000</b>	<b>CFD 99-1 EUCALYPTUS BSNSS PARK</b>						
44000	Debt Service/Principal	405,000	405,000	0	0	0	0.00%
44010	Debt Svc Interest	76,544	68,444	0	0	0	0.00%
47061	Administration Costs	5,211	5,139	0	0	0	0.00%
TOTAL CFD 99-1 EUCALYPTUS BSNSS PARK		486,755	478,583	0	0	0	0.00%
TOTAL CFD 99-1 EUCALYPTUS BSNSS PARK		<b>486,755</b>	<b>478,583</b>	<b>0</b>	<b>0</b>	<b>0</b>	<b>0.00%</b>
<b>934</b>	<b>INFRASTRUCTURE-GASB 34</b>						
<b>9341000</b>	<b>INFRASTRUCTURE-GASB34</b>						
40040	Depreciation	4,886,303	5,189,744	0	0	0	0.00%
TOTAL INFRASTRUCTURE-GASB34		4,886,303	5,189,744	0	0	0	0.00%
TOTAL INFRASTRUCTURE-GASB 34		<b>4,886,303</b>	<b>5,189,744</b>	<b>0</b>	<b>0</b>	<b>0</b>	<b>0.00%</b>

**City of Chino**  
**Expenditure Detail By Fund By Program By Object By Project**

Obj/Prj No.	Description	2023 Actual	2024 Actual	2025 Budget	2025 Projected	2026 Proposed	%CHG Bgt/Bgt
<b>980</b>	<b>GENERAL FIXED ASSETS CITY</b>						
<b>9801000</b>	<b>GENERAL FIXED ASSETS CITY</b>						
40023	CAp Outlay Subscript Assets	-30,411	0	0	0	0	0.00%
40040	Depreciation	3,268,042	3,383,864	0	0	0	0.00%
40041	Amoritization Sbita	197,828	232,010	0	0	0	0.00%
44001	Debt Svc Sbita Principal	-231,641	-226,841	0	0	0	0.00%
44011	Debt Svc Sbita Interest	5,026	1,046	0	0	0	0.00%
TOTAL GENERAL FIXED ASSETS CITY		3,208,844	3,390,079	0	0	0	0.00%
<b>9804000</b>	<b>GENERAL LEASED ASSETS CITY</b>						
40042	Depreciation- Leased Asset	184,114	210,262	0	0	0	0.00%
44002	Debtsvc Leased Asset Principal	-190,813	-203,411	0	0	0	0.00%
44012	Debt Svc Leased Asset Interest	3,953	-770	0	0	0	0.00%
TOTAL GENERAL LEASED ASSETS CITY		-2,746	6,081	0	0	0	0.00%
TOTAL GENERAL FIXED ASSETS CITY		<b>3,206,098</b>	<b>3,396,160</b>	<b>0</b>	<b>0</b>	<b>0</b>	<b>0.00%</b>
<b>990</b>	<b>GENERAL LONG TERM DEBT CITY</b>						
<b>9901000</b>	<b>GENERAL LONG TERM DEBT CITY</b>						
49995	G.A.S.B. 68 Pension Exp Salary	23,763,537	11,831,345	0	0	0	0.00%
TOTAL GENERAL LONG TERM DEBT CITY		23,763,537	11,831,345	0	0	0	0.00%
TOTAL GENERAL LONG TERM DEBT CITY		<b>23,763,537</b>	<b>11,831,345</b>	<b>0</b>	<b>0</b>	<b>0</b>	<b>0.00%</b>
<b>GRAND TOTAL CITY &amp; SUCC AGY</b>		<b>345,967,564</b>	<b>363,401,729</b>	<b>493,743,226</b>	<b>354,977,310</b>	<b>348,392,070</b>	<b>-29.44%</b>

## City of Chino

### Four-Year Capital Improvement Program Budget

#### Fiscal Years 2025-26 through 2030-31

The CIP projects have a numbering system and have been categorized within 9 Project Categories. Here is an example of the numbering system; project number ST201 – the ST represents a category titled Street Projects, the 21 represents the FY20-21, in which the project was established and the 1 represents the first Street Project of the fiscal year. The categories and their abbreviations are listed as follows: Miscellaneous (MS), Parks (PK), Public Facilities (PF), Water (WA), Sewer (SW), Sanitation (SN), Storm Drain (SD), Streets (ST), Traffic (TR) and Reimbursements from outside agencies (R). The last page of the Five-Year CIP includes a section titled Reimbursements and Non-Capital Improvement Project Group. This Group represents projects that don't meet the requirements to be classified as a Capital Improvement Project, but would like to be tracked along with all the CIP projects

The following schedules list the Four-Year Capital Improvement Program budget for Fiscal Years 2025-26 through 2030-31. The City's Capital Improvement Program (CIP) budget consists of a wide range of projects that improve the community's infrastructure and provide long-term benefit. Examples of such projects include construction and repair of roads and bridges, installation and upgrade of traffic signals, rehabilitation of water and sewer lines, construction and renovation of parks and City facilities, and installation of streetlights and sidewalks.

Included below is a brief description of the various schedules contained in the following pages:

- **Detailed Schedule of all Capital Improvement Projects:** Listing of all projects by Groups, Category, and Project Number.

The CIP proposed budget for the 2025-26 Fiscal Year includes a total commitment of approximately \$3.8 million of new projects, \$9.1 million of additional funding for existing projects, and \$65.8 million of carry over projects, which represents over 80 individual projects totaling approximately \$78.7 million. Listed below are the categories of projects and the total amounts representing new funding and carry over funds for FY2025-26.

PARK PROJECTS	\$ 1,941,049	STREET PROJECTS	\$ 18,574,485
PUBLIC FACILITY PROJECTS	\$ 2,196,223	TRAFFIC PROJECTS	\$ 1,601,152
SEWER PROJECTS	\$ 1,740,161	WATER PROJECTS	\$ 30,502,561
STORM DRAIN PROJECTS	\$ 5,701,907	SANITATION PROJECTS	\$ 3,555,271

The largest individual projects in terms of remaining budgeted dollars are:

- Various Water, Sewer, & Storm Drain Projects \$ 41,549,129
- Merrill Ave Widening, Interconnect, and Euclid Median Improvements \$ 8,722,442
- Pine Ave at SR71 Interchange Ramp Improvements \$ 3,448,676
- Local Street Rehabilitation Project FY2024 \$ 1,101,688
- Euclid Ave Bridge Project \$ 1,975,777



**This page left intentionally blank.**

FY 2025-26 5-Year Capital Improvement Program

Project	Rev. 5/16/25			FY2025-26 PROPOSED 5-YEAR CAPITAL PROJECTS	New	Midterm New	Total Midterm Budget *	Addl CA	Total	Est Exp	Return to FB	Est CA	New	Total	FY	FY	FY	FY
Number			Fund	Project Description	2024-25	2024-25	2024-25	2024-25	2024-25	2024-25	2024-25	2024-25	2025-26	2025-26	2026-27	2027-28	2028-29	2029-30
Transportation Group																		
Street Category																		
ST061				Pine Avenue Connection to SR71					22,410,246.46			0.00		0.00				
Closed			320	Fund 100 Transfer -General Fund				985,421.00	985,421.00	915,548.70	69,872.30	0.00		0.00				
			320	Fund 220 Transfer-B/S/T Citywide(2)					415,091.94	162,294.27	252,797.67	0.00		0.00				
		R	320	Fund 320-SAFETEA-LU-80%(1)					81,362.02	0.00	81,362.02	0.00		0.00				
			320	Fund 260 Transfer- B/S/T Preserve DIF(3)FY					237,000.00	216,128.00	20,872.00	0.00		0.00				
		R	328	Fund 328- Measure I Arterial -SBCTA Funding	14,800,000.00		14,800,000		20,527,883.84	397,872.00	20,130,011.84	0.00		0.00				
			322	Fund 322-Measure I (2)					163,487.66	10,878.00	152,609.66	0.00		0.00				
ST182				Bicycle, Pedestrian & Transit Improvements					19,582.91			0.00		0.00				
COMMITTED			320	Fund 100-Transfer-General Fund(3)					19,582.91	0.00	19,582.91	0.00		0.00				
G7802		R	321	Fund 321-TDA Article 3 Bicycle/Pedestrian Grant 31.8%-\$353,081(1)					0.00	0.00		0.00		0.00				
G7803		R	321	Fund 321- TDA Article 3 Transit Improvement Grant-50% -\$87,000(2)					0.00	0.00		0.00		0.00				
Completed			322	Fund 322 - Measure I					0.00	0.00		0.00		0.00				
			327	Fund 327 Road Maint Rehab Account-Local Match-G7802-\$757,020&G7803-\$87,000-(1&2)					0.00	0.00		0.00		0.00				
ST203				Pine Ave. Improvements					2,392,327.62			1,087,109.19		1,087,109.19				
			320	Fund 260-Transfer-B/S/T Preserve DIF				45,000	2,070,538.40	1,305,218.43		765,319.97		765,319.97				
			100	Lewis Falloncrest Reimbursement-Fund 260-Transfer-B/S/T Preserve DIF					290,163.00	0.00		290,163.00		290,163.00				
			327	Fund 327 SB1- Road Maint Rehab Account					31,626.22	0.00		31,626.22		31,626.22				
ST204				Pine Ave at SR71 Interchange Ramp Improvements					3,507,227.14			3,448,675.50		3,448,675.50				
G7203		R	320	Caltrans Grant 1L370-SOP Project(1)					964,080.23	20,945.85		943,134.38		943,134.38				
COMMITTED			320	Fund 100-Transfer-General Fund (3)					1,137.50	0.00		1,137.50		1,137.50				
		R	328	Fund 328-Measure I Arterial Funding-SBCTA-Reimbursement (2)					2,542,009.41	37,605.79		2,504,403.62		2,504,403.62				
ST222				Kimball/EI Prado/Central Traffic Improvements					436,594.47			150,000.00		150,000.00				
COMMITTED			320	Fund 220 Transfer-B/S/T Citywide					150,000.00	0.00		150,000.00		150,000.00				
			322	Fund 322- Measure I(2)		200,000	200,000		224,440.00	0.00	224,440.00	0.00		0.00				
			320	Fund 100-General Fund Transfer					62,154.47	0.00	62,154.47	0.00		0.00				
ST232				Kimball Ave Preserve Improvements					6,500,827.48			0.00		0.00				
Completed			320	Fund 260-Preserve BST					4,237,431.98	777,791.12	3,459,640.86	0.00		0.00				
		R	540	Fund 540- Storm Drain Fund REIMB San Bern. County					445,586.50	250,897.50	194,689.00	0.00		0.00				
			327	Fund 327 SB1- Road Maint Rehab Account		400,000	400,000	700,000	1,100,000.00	699,999.45	400,000.55	0.00		0.00				
			322	Fund 322- Measure I				717,809	717,809.00	717,809.00		0.00		0.00				
ST233				Yorba Ave Street Improvements-CVUSD					367,151.22			0.00		0.00				
Completed			320	Fund 100-General Fund Transfer (4)					317,151.22	239,615.81	77,535.41	0.00		0.00				
			320	Fund 220 Transfer-B/S/T Citywide (Developer:Yorba XC, LLC) (2)					0.00	0.00		0.00		0.00				
			320	Developer Contribution-On Acct (Developer: Yorba XC, LLC) (1)					0.00	0.00		0.00		0.00				
			327	Fund 327 SB1- Road Maint Rehab Account (3)					50,000.00	0.00	50,000.00	0.00		0.00				
ST241				Local Street Rehabilitation Project FY2024-Walnut					5,490,019.95			1,101,687.56		1,101,687.56				
			320	Fund 100-General Fund Transfer (3)				705,400	4,292,351.55	3,403,519.03		888,832.52		888,832.52		838,000		
			327	Fund 327 SB1- Road Maint Rehab Account (2)					967,878.92	967,873.88		5.04		5.04				
			322	Fund 322- Measure I (1)				212,760	229,789.48	16,939.48		212,850.00		212,850.00				
ST242				College Park Roundabout Imp					102,000.00			102,000.00		163,000.00				
			320	Fund 320-Transportation-HOA-Reimb 33% each-College Park & Chaffey College					0.00	0.00		0.00		0.00		838,000		
			322	Fund 322-Measure I (1)					102,000.00	0.00		102,000.00	61,000.00	163,000.00				
	ADJ		320	Fund 100-General Fund Transfer(2)		0			0.00	0.00		0.00		0.00				
ST243				Euclid Ave Bridge Project					5,177,935.71			1,975,777.25		1,975,777.25				
			320	Fund 100-General Fund Transfer		5,000,000	5,000,000		5,177,935.71	3,202,158.46		1,975,777.25		1,975,777.25	100,000	5,176,100		
				TBD												103,407,000		

FY 2025-26 5-Year Capital Improvement Program

Project	Rev. 5/16/25			FY2025-26 PROPOSED 5-YEAR CAPITAL PROJECTS	New	Midterm New	Total Midterm Budget *	Addl CA	Total	Est Exp	Return to FB	Est CA	New	Total	FY	FY	FY	FY
Number			Fund	Project Description	2024-25	2024-25	2024-25	2024-25	2024-25	2024-25	2024-25	2024-25	2025-26	2025-26	2026-27	2027-28	2028-29	2029-30
ST244				Kimball Avenue Median Improvements Project					318,695.40			0.00		0.00				
G7241		R	320	Fund 320-San Bernardino County ARPA Funds					313,696.00	278,812.41	34,883.59	0.00		0.00				
Completed			320	Fund 100-General Fund Transfer					4,999.40	4,999.40		0.00		0.00				
ST251				Citywide ADA Ramp Improvements					1,003,750.00			342,722.50		402,722.50				
			327	Fund 327 SB1- Road Maint Rehab Account (2)	1,600,000	-940,000	660,000		660,000.00	4,096.00	655,904.00	0.00		0.00				
			322	Fund 322- Measure I (1)	1,500,000	-1,156,250	343,750		343,750.00	1,027.50		342,722.50	60,000.00	402,722.50				
	ADJ		320	Fund 100-General Fund Transfer		0	0		0.00	0.00		0.00		0.00	3,606,250			
ST252				Cypress Ave Rehab					352,550.00			352,500.00		352,500.00				
			327	Fund 327 SB1- Road Maint Rehab Account (2)		540,000	540,000	-187,500	352,500.00	0.00		352,500.00		352,500.00				
			322	Fund 322- Measure I (1)		281,250	281,250	-281,250	0.00	0.00		0.00		0.00				
	ADJ		320	Fund 100-General Fund Transfer		268,750	268,750	-268,700	50.00	50.00		0.00		0.00				
ST253				East End Railroad Improvements					335,000.00			335,000.00		335,000.00				
			322	Fund 322-Measure I (2)		300,000	300,000		300,000.00	0.00		300,000.00		300,000.00	265,400			
			320	Fund 220 Transfer- B/S/T Citywide DIF Developer Contribution(Alere)		35,000	35,000		35,000.00	0.00		35,000.00		35,000.00				
ST260	NEW			Pavement Improvements Zone 1										999,600.00				
			327	Fund 327 RMRA									999,600.00	999,600.00				
R7200				Central Ave. St. Rte. 60 Improvements- REIMBURSEMENT					3,219,677.87			956,570.70		956,570.70				
			320	Fund 220 Transfer- B/S/T Citywide DIF		272,402.84	272,403		2,599,237.87	2,263,107.17		336,130.70		336,130.70				
			320	Fund 260-Transfer- B/S/T Preserve DIF					0.00	0.00		0.00		0.00				
			320	Fund 100-General Fund Transfer				620,440	620,440.00	0.00		620,440.00		620,440.00				
			320	City of Montclair Reimb. at end of project					0.00	0.00		0.00		0.00				
			320	County of San Bernardino Reimburse at end of project					0.00	0.00		0.00		0.00				
R7231	NEW			Chino Hills Parkway Pavement Rehabilitation-CO-OP Reimbursement Agreement					1,000,000.00			0.00		653,000.00				
			322	Fund 322-Measure I					1,000,000.00	0.00	1,000,000.00	0.00		0.00				
			327	Fund 327 - RMRA									653,000.00	653,000.00				
R2501				Merrill Ave. Widening, Interconnect, and Euclid Ave. Median Improvements					15,709,101.00			8,722,441.83		8,722,441.83				
			320	Fund 320- Scannell Deposit 320-35335				4,764,984	4,764,984.00	4,764,984.00		0.00		0.00				
			320	Fund 220 Transfer- B/S/T Citywide DIF				5,331,013	5,331,013.00	2,221,675.17		3,109,337.83		3,109,337.83				
			320	Fund 260-Transfer- B/S/T Preserve DIF				5,613,104	5,613,104.00	0.00		5,613,104.00		5,613,104.00				
TBD				Local Street Rehabilitation Project FY2027														
			100	Fund 100 -General Fund Transfer											5,000,000			
TBD				Local Street Rehabilitation Project FY2028														
			100	Fund 100 -General Fund Transfer												5,000,000		
TBD				Local Street Rehabilitation Project FY2029														
			100	Fund 100 -General Fund Transfer													5,000,000	5,000,000
Street Category Totals					17,900,000	5,201,152.84	23,101,152.84	18,958,481	68,342,687.23	22,881,846.42	26,886,356.28	18,574,484.53	1,773,600.00	20,348,084.53	8,971,650	114,421,100	5,000,000	5,000,000
Traffic Category																		
TR131				Traffic Signal Modifications- Riverside @ Ramona					23,566.00			23,566.00		23,566.00				
			320	Fund 100 -General Fund Transfer					0.00	0.00		0.00		0.00				
			320	Fund 220 Transfer-B/S/T Citywide					0.00	0.00		0.00		0.00				
			322	Fund 322-Measure I					23,566.00	0.00		23,566.00		23,566.00				
TR171				TSM- Grand Spectrum/East & West Paving-Pipeline/Roswell					118,045.80			0.00		0.00				
COMMITTED			322	Fund 322-Measure I(1)					0.00	0.00		0.00		0.00				
Completed			320	Fund 100 - General Fund Transfer(2)					118,045.80	118,045.80		0.00		0.00				
TR212				Traffic Signal Install - Monte Vista and Walnut					358,239.50			313,719.50		3,498,852.50				
COMMITTED			322	Fund 322 - Measure I					6,655.00	6,655.00		0.00	509,000.00	509,000.00				
			320	Fund 100-General Fund Transfer					46,095.00	0.00		46,095.00		46,095.00				
			320	Fund 220-Citywide DIF Transfer					305,489.50	37,865.00		267,624.50	900,000.00	1,167,624.50				
			327	Fund 327-RMRA									1,776,133.00	1,776,133.00				



FY 2025-26 5-Year Capital Improvement Program

Project	Rev. 5/16/25			FY2025-26 PROPOSED 5-YEAR CAPITAL PROJECTS	New	Midterm New	Total Midterm Budget *	Addl CA	Total	Est Exp	Return to FB	Est CA	New	Total	FY	FY	FY	FY
Number			Fund	Project Description	2024-25	2024-25	2024-25	2024-25	2024-25	2024-25	2024-25	2024-25	2025-26	2025-26	2026-27	2027-28	2028-29	2029-30
TR213				Traffic Signal Install - Merrill and Hellman-Reimbursement					390,000.00			390,000.00		390,000.00				
			320	Fund 260- BST Preserve					390,000.00	0.00		390,000.00		390,000.00				
TR220				Traffic Signal Mod. Project - San Antonio Ave at Walnut , Philadelphia St at Monte Vista Ave					46,000.00			0.00		0.00				
Cancelled			322	Fund 322-Measure I					46,000.00	0.00	46,000.00	0.00		0.00				
TR221				CCTV Camera Installation Phase 3					220,000.00			123,132.20		123,132.20				
			322	Fund 322-Measure I					220,000.00	96,867.80		123,132.20		123,132.20				
TR240				Traffic Signal Modification- Eucalyptus & Fern					1,264,776.01			175,734.01		175,734.01				
			320	Fund 220-Citywide DIF Transfer (3)				-609,291	480,485.01	304,751.00		175,734.01		175,734.01				
			320	Fund 320-Developer Fair Share Contribution (2)				553,500	553,500.00	553,500.00		0.00						
			320	Fund 320-Transportation-Remediation Settlement Agreement (1)				55,791	55,791.00	55,791.00		0.00						
			322	Fund 322-Measure I (1)					175,000.00	175,000.00		0.00						
TR250				CCTV Camera Installation Phase 4					225,000.00			225,000.00		225,000.00				
			322	Fund 322-Measure I		225,000.00	225,000		225,000.00	0.00		225,000.00		225,000.00				
TR251				FY25 Traffic Signal Interconnect Project					350,000.00			350,000.00		350,000.00				
			320	Fund 220-Citywide DIF Transfer		250,000.00	250,000		250,000.00	0.00		250,000.00		250,000.00				
			322	Fund 322 - Measure I		100,000.00	100,000		100,000.00	0.00		100,000.00		100,000.00				
TR260	NEW			FY26 Traffic Signal Interconnect										143,500.00				
			322	Fund 322 Measure I									143,500.00	143,500.00				
TR261	NEW			Pedestrian Improvements-Yorba @ Walnut										571,120.00				
			322	Fund 322 Measure I									377,520.00	377,520.00				
			320	Fund 100 General Fund - BACKFILL									193,600.00	193,600.00				
TBD				Traffic Signal Mod. - Central Ave/Eucalyptus Ave.														
			322	Fund 322- Measure I											300,000			
Traffic Category Totals					0	575,000.00	575,000.00	0	2,995,627.31	1,348,475.60	46,000.00	1,601,151.71	3,899,753.00	5,500,904.71	300,000	0	0	0
Transportation Group Total					17,900,000.00	5,776,152.84	23,676,152.84	18,958,481	71,338,315	24,230,322	26,932,356	20,175,636.24	5,673,353	25,848,989	9,271,650	114,421,100	5,000,000	5,000,000
Enterprise Group																		
Water Category																		
WA19C				Eastside Water Treatment Facility Expansion & Brine Pipeline-LOAN REIMB-DUE					0.00									
Reimbursement			520	Fund 520- Water Fund					0.00									
			520	Fund 253 Citywide DIF Transfer- Water Fund					0.00									
			520	Fund 261 Preserve DIF Transfer- Water Fund					0.00									
			520	Fund 520- Water Fund - Use Fund 253 when available					0.00									
			325	Fund 325- SCAQMD Fund					0.00									
			520	\$14,848,826 BAL DUE DW SRF Loan- Reimbursement														
WA211				Well 11 Pipeline Project					82,262.72			51,003.72		51,003.72				
			520	Fund 520-Water Fund					82,262.72	31,259.00		51,003.72		51,003.72				
WA212				State Street Water Treatment Project-Need FB to PW					18,792,282.44			16,591,855.94		16,591,855.94				
G7211		R	520	Federal Grant -Water SMART BOR-DO-20-F002					750,000.00	0.00		750,000.00		750,000.00				
		R	520	Fund 520-Water Fund or DW SRF Loan #2					16,042,282.44	2,200,426.50		13,841,855.94		13,841,855.94				
G7251		R	520	Norma Torres County Funding-PENDING AWARD LETTER		2,000,000.00	2,000,000		2,000,000.00			2,000,000.00		2,000,000.00				
WA213				Benson Reservoir 3 (1.5mg) Improvement Project					4,488,000.00			3,779,754.99		3,779,754.99				
			520	Fund 520- Water Fund		83,440.00	83,440		4,488,000.00	708,245.01		3,779,754.99		3,779,754.99				
WA214				Well 17 Equipping Project					5,696,217.64			4,526,490.39		4,526,490.39				
			520	Fund 520-Water Fund		793,000.00	793,000		5,696,217.64	1,169,727.25		4,526,490.39		4,526,490.39				

FY 2025-26 5-Year Capital Improvement Program

Project	Rev. 5/16/25			FY2025-26 PROPOSED 5-YEAR CAPITAL PROJECTS	New	Midterm New	Total Midterm Budget *	Addl CA	Total	Est Exp	Return to FB	Est CA	New	Total	FY	FY	FY	FY
Number			Fund	Project Description	2024-25	2024-25	2024-25	2024-25	2024-25	2024-25	2024-25	2024-25	2025-26	2025-26	2026-27	2027-28	2028-29	2029-30
WA221				Water Main Line Replacement- Central Ave- Chino to C St					200,000.00			0.00		0.00				
Retention Due			520	Fund 520-Water Fund					200,000.00	92,960.91	107,039.09	0.00		0.00				
Completed																		
WA222				Water Main Line Replacement - Dupont Ave					200,000.00			0.00		0.00				
Retention Due			520	Fund 520-Water Fund					200,000.00	100,956.71	99,043.29	0.00		0.00				
Completed																		
WA223				Water Main Line Replacement- Russell Ave					900,000.00			784,320.45		820,320.45				
			520	Fund 520-Water Fund					700,000.00	35,679.55		664,320.45		664,320.45				
			322	Fund 322- Measure I		120,000.00	120,000		120,000.00	0.00		120,000.00	36,000.00	156,000.00				
			530	Fund 530- Sewer Fund		80,000.00	80,000		80,000.00	0.00	80,000.00	0.00		0.00				
WA224				Water Main Replacement - B St Alley					1,600,000.00			668,788.49		1,233,788.49				
			520	Fund 520- Water Fund					1,600,000.00	55,251.51	875,960.00	668,788.49		668,788.49				
			320	Fund 100--General Fund Transfer									565,000.00	565,000.00				
WA231				Well 4 & 6 Treatment Plant Project					100,000.00			0.00		0.00				
Completed			520	Fund 520- Water Fund					100,000.00	7,282.75	92,717.25	0.00		0.00				
			550	Fund 550-Sanitation Fund														
WA232				Eastside Reservoir Project- MOVED TO FY30-31					0.00			0.00		0.00				
Moved FY30-31			520	Fund 520- Water Fund					0.00			0.00		0.00				
WA234				Well 16 Upgrade Project					250,000.00			249,950.00		249,950.00				
			520	Fund 520- Water Fund					250,000.00	50.00		249,950.00		249,950.00	1,930,000			
WA241				Phillips Reservoir 2 Demo					495,000.00			495,000.00		495,000.00				
			520	Fund 520- Water Fund					495,000.00	0.00		495,000.00		495,000.00		500,000	3,505,000	3,505,000
WA242				Water Main Replacement Philadelphia & Walnut					1,162,000.00			1,025,897.00		1,025,897.00				
			520	Fund 520-Water Fund	3,302,000.00	-2,452,000	850,000		1,162,000.00	136,103.00		1,025,897.00		1,025,897.00	3,000,000			
WA253				Emergency Power Plant Supply Study					1,277,000.00			500,000.00		500,000.00				
			520	Fund 520-Water Fund		1,277,000	1,277,000		1,277,000.00	0.00	777,000.00	500,000.00		500,000.00				
WA255				Water Service Lateral Replacement in Hampshire Village					1,829,500.00			1,829,500.00		1,829,500.00				
			520	Fund 520-Water Fund		1,829,500	1,829,500		1,829,500.00	0.00		1,829,500.00		1,829,500.00				
WA260	NEW			Water Main Replacement- Central Ave- C St to Riverside Dr										151,000.00	1,950,000			
				Fund 520 Water Fund										151,000.00	151,000.00			
TBD				Portable Emergency Generator for the Groundwater Sites														
			520	Fund 520-Water Fund											2,402,000			
TBD				Benson Water Treatment Facility Emergency Power Generator Project- Design														
			520	Fund 520-Water Fund											483,000	4,070,000		
TBD				Emergency Generator Connection & Pad State St Water Treatment Facility														
			520	Fund 520-Water Fund											620,000	2,100,000		
TBD				790 Booster Pumps														
			520	Fund 520-Water Fund											500,000	5,100,000		
TBD				Benson Ave Treatment Plant														
			520	Fund 520-Water Fund												300,000		
TBD				Phillips 980 Booster Pumps (EWTF)														
			520	Fund 520-Water Fund											300,000	2,200,000		
TBD				Reservoir 4 Rehabilitation Phillips														
			520	Fund 520-Water Fund											2,737,940		600,000	600,000

FY 2025-26 5-Year Capital Improvement Program																		
Project	Rev. 5/16/25			FY2025-26 PROPOSED 5-YEAR CAPITAL PROJECTS	New	Midterm New	Total Midterm Budget *	Addl CA	Total	Est Exp	Return to FB	Est CA	New	Total	FY	FY	FY	FY
Number			Fund	Project Description	2024-25	2024-25	2024-25	2024-25	2024-25	2024-25	2024-25	2024-25	2025-26	2025-26	2026-27	2027-28	2028-29	2029-30
TBD				Pipeline Replacement Program - Phase I														
			520	Fund 520-Water Fund											550,000	4,000,000		
TBD				Pipeline Replacement Program - Phase II														
			520	Fund 520-Water Fund											600,000			
TBD				Phillips Generator Installation														
			520	Fund 520-Water Fund											602,000	3,100,000		
TBD				Water Main Replacement C St to Walnut Ave														
			520	Fund 520-Water Fund											500,000	2,500,000		
Water Category Totals					3,302,000.00	3,730,940	7,032,940	0	37,072,262.80	4,537,942.19	2,031,759.63	30,502,560.98	752,000.00	31,254,560.98	16,174,940	23,870,000	4,105,000	4,105,000
Sewer Category																		
SW201				Preserve Lift Station Expansion & Improvement Project- DEV.REIMBURSEMENT					1,991,262.40			1,740,160.90		1,740,160.90				
			530	Fund 262 Transfer- Preserve Sewer DIF Fund					250,663.40	250,663.40		0.00		0.00				
			530	Fund 530 Sewer Fund		900,000	900,000	283375	1,740,599.00	438.10		1,740,160.90		1,740,160.90				
SW220				Sewer Reline FY2022 Schaefer(Central to Monte Vista), 12th St (Edison to Schaefer)					491,864.87			0.00		0.00				
Completed			530	Fund 530- Sewer Fund					491,864.87	58,221.70	433,643.17	0.00		0.00				
SW250	MID-TERM			Sewer Reline FY25					1,000,000.00			0.00		0.00				
			530	Fund 530- Sewer Fund		1,000,000	1,000,000		1,000,000.00	0.00	1,000,000.00	0.00		0.00				
SW260	NEW		530	Sewer Rehab FY26										2,000,000.00				
				Fund 530 - Sewer Fund									2,000,000.00	2,000,000.00				
TBD				Sewer Rehab FY2025-26 Walnut Ave-Benson to Oaks, Walnut Ave- Oaks to Magnolia														
			530	Funding TBD from Sewer Fund and or DIF											1,038,125			
TBD				Sewer Rehab FY2026- Grand Ave-Pipeline to Roswell, Roswell Ave-Grand Ave to Schaefer														
			530	Funding TBD from Sewer Fund and or DIF											1,543,125	1,543,125	1,543,125	1,543,125
Sewer Category Totals					0	1,900,000	1,900,000	283,375	3,483,127.27	309,323.20	1,433,643.17	1,740,160.90	2,000,000.00	3,740,160.90	2,581,250	1,543,125	1,543,125	1,543,125
Storm Drain Category																		
SD222				Storm Drain Rehab FY2021-22-Philadelphia/Monte Vista to Marshall Elementary					3,055,950.03			50,009.50		50,009.50				
	RTFB		540	Fund 540-Storm Drain					3,055,950.03	15,940.53	2,990,000.00	50,009.50		50,009.50	3,513,056			
			530	Fund 530-Sewer Fund											171,950			
			540	Fund 100 Transfer - General Fund											290,819			
SD223				Storm Drain Rehab FY2021-22-Mountain Avenue at Chino Avenue					584,667.72			0.00		0.00				
Completed			540	Fund 540-Storm Drain					584,667.72	35,168.26	549,499.46	0.00		0.00				
SD231	MID-TERM			Catch Basin Trash Capture Retrofit					330,000.00			329,950.00		679,950.00				
	NEW \$		540	Fund 540-Storm Drain	100,000.00	30,000.00	130,000		330,000.00	50.00		329,950.00	350,000.00	679,950.00				
SD240	MID-TERM			Euclid Avenue Storm Drain Extension Line I					1,812,428.39			1,721,098.36		1,721,098.36				
			540	Fund 263 Transfer-Storm Drain Preserve DIF		50,000.00	50,000		1,812,428.39	91,330.03		1,721,098.36		1,721,098.36				
				Funding TBD											23,000,000			
SD251	MID-TERM			Storm Drain Rehab FY2024-25-Francis Ave./Norton to Monte Vista					350,000.00			0.00		0.00				
			540	Fund 540-Storm Drain	1,200,000.00	-850,000.00	350,000		350,000.00	0.00	350,000.00	0.00		0.00			2,875,400	2,875,400

FY 2025-26 5-Year Capital Improvement Program

Project	Rev. 5/16/25			FY2025-26 PROPOSED 5-YEAR CAPITAL PROJECTS	New	Midterm New	Total Midterm Budget *	Addl CA	Total	Est Exp	Return to FB	Est CA	New	Total	FY	FY	FY	FY
Number			Fund	Project Description	2024-25	2024-25	2024-25	2024-25	2024-25	2024-25	2024-25	2024-25	2025-26	2025-26	2026-27	2027-28	2028-29	2029-30
SD260	NEW \$			Catch Basin Trash Capture Retrofit- Phase 2										500,000.00				
				Fund 540 Storm Drain Fund									500,000.00	500,000.00				
R8001	MID-TERM			San Antonio Ave Regional Storm Drain CO-OP (CITY REIMB TO ONT.)					3,604,633.91			3,600,849.44		3,605,849.44				
			540	Fund 540- Storm Drain Fund					2,104,633.91	3,784.47		2,100,849.44		2,100,849.44				
			530	Fund 530-Sewer Fund		1,500,000.00	1,500,000		1,500,000.00	0.00		1,500,000.00		1,500,000.00				
	NEW \$		520	Fund 520- Water Fund									5,000.00	5,000.00				
Storm Drain Category Totals					1,300,000.00	730,000.00	2,030,000.00	0	9,737,680.05	146,273.29	3,889,499.46	5,701,907.30	855,000.00	6,556,907.30	26,975,825	0	2,875,400	2,875,400
Sanitation Category																		
SN221				FY22 Alley Rehab /Alley 20 WATER MAIN REPLACEMENT					1,543,660.84			1,528,215.99		3,105,687.99				
	TRANSFER		550	Fund 550-Sanitation Fund				250,000	902,426.84	15,444.85		886,981.99		886,981.99				
			320	Fund 100 Transfer-General Fund				641,234	641,234.00	0.00		641,234.00		771,472.00	1,412,706.00			
			520	Fund 520- Water Fund									806,000.00	806,000.00				
SN231	MID-TERM			Alley/Sanitation Rehab FY2022-23-12th St					1,569,606.20			1,532,839.49		1,532,839.49				
			550	Fund 550-Sanitation Fund				-250,000	376,606.20	0.00		376,606.20		376,606.20				
			550	Fund 550-Sanitation Fund (Waste Mgmt. Cont)		500,000	500,000		500,000.00	36,766.71		463,233.29		463,233.29				
	ADJ		320	Fund 100 Transfer-General Fund		641,234	641,234	-641,234	0.00	0.00		0.00		0.00				
			520	Fund 520- Water Fund		693,000	693,000		693,000.00	0.00		693,000.00		693,000.00				
SN240				Alley/Improvements FY23-24					518,124.65			494,215.65		494,215.65				
		R	350	Fund 350- CDBG				298,869	518,124.65	23,909.00		494,215.65		494,215.65				
			320	Fund 100 Transfer-General Fund														
TBD				Alley/Sanitation Rehab														
			550	Fund 550-Sanitation Fund														
Sanitation Category Total					0	1,834,234	1,834,234	298,869	3,631,391.69	76,120.56	0.00	3,555,271.13	1,577,472.00	5,132,743.13	0	0	0	0
Grand Total Enterprise Group					4,602,000.00	8,195,174	12,797,174	582,244	53,924,461.81	5,069,659.24	7,354,902.26	41,499,900.31	5,184,472.00	46,684,372.31	45,732,015	25,413,125	8,523,525	8,523,525
Special Revenue Group																		
Parks Category																		
PK181				Ayala Park Improvements Project-Phase 1					77,140.63			0.00		0.00				
Completed			340	Fund 340-Park Fund					77,140.63	64,135.94	13,004.69	0.00		0.00				
			610	Fund 610- Central Services Fund					0.00			0.00		0.00				
PK200				Chino Rancho Park Development					3,046,888.23			503,581.40		503,581.40				
			340	Fund 340- Park Fund					1,613,773.30	1,126,389.19		487,384.11		487,384.11				
G8201		R	340	Prop 68 Grant Funds-Round 3					433,114.93	416,917.64		16,197.29		16,197.29				
G8241		R	340	San Bernardino County ARPA Funds					1,000,000.00	1,000,000.00		0.00		0.00				
G8204		R	340	2021 CPRS Grant - Rancho Park					0.00			0.00		0.00				
PK223	MID-TERM			Walnut Park Playground Improvements-Surface/Shade/Equip					943,748.78			915,154.89		915,154.89				
G8223		R	340	The Natural Resource Agency Dept Grant					43,863.16	0.00		43,863.16		43,863.16				
COMMITTED			340	Fund 100- General Fund Transfer		630,000	630,000		899,885.62	28,593.89		871,291.73		871,291.73				
PK231				Ayala Park Improvements-Softball Fields 1-4					4,372,177.56			0.00		0.00				
			340	Fund 100- General Fund Transfer				2,006,400	2,756,400.00	2,255,157.44	501,242.56	0.00		0.00				
			340	Fund 340-Park Fund					1,615,777.56	1,615,777.56		0.00		0.00				
PK232				Liberty Park Playground Improvements					0.00			0.00		0.00				
MOVED 26-27			340	Fund 100- General Fund Transfer					0.00			0.00		0.00	120,000	1,069,750		
PK234	MID-TERM			Carolyn Owens Comm Center Demonstration Garden-					487,333.85			447,313.50		447,313.50				
			340	Fund 520- Water Fund Transfer					326,006.85	40,020.35		285,986.50		285,986.50				
			520	Fund 520- Water Fund		161,327	161,327		161,327.00	0.00		161,327.00		161,327.00				

FY 2025-26 5-Year Capital Improvement Program

Project	Rev. 5/16/25			FY2025-26 PROPOSED 5-YEAR CAPITAL PROJECTS	New	Midterm New	Total Midterm Budget *	Addl CA	Total	Est Exp	Return to FB	Est CA	New	Total	FY	FY	FY	FY
Number			Fund	Project Description	2024-25	2024-25	2024-25	2024-25	2024-25	2024-25	2024-25	2024-25	2025-26	2025-26	2026-27	2027-28	2028-29	2029-30
PK235				Ayala Park Improvements-APOC					0.00			0.00		0.00				
		ADJ	340	Fund 100- General Fund Transfer					0.00	0.00		0.00		0.00	1,360,000			
PK236				Ayala Park Improvements-Path of Travel Accessibility					0.00			0.00		0.00				
		ADJ	340	Fund 100- General Fund Transfer					0.00	0.00		0.00		0.00	1,061,000			
PK252	NEW \$\$	ADJ		Carolyn Owens Community Center Playground Project					0.00			0.00		75,000.00				
			340	Fund 100- General Fund Transfer	325,450.00	-325,450	0		0.00	0.00		0.00	75,000.00	75,000.00				
PK253	MID-TERM			Glen E. Duncan Splash Pad					75,000.00			75,000.00		1,075,000.00				
	NEW \$\$		340	Fund 341-Transfer- Park Fund Preserve		75,000	75,000		75,000.00	0.00		75,000.00	1,000,000.00	1,075,000.00				
PK255	MID-TERM	ADJ		Monte Vista Park Expansion					0.00			0.00		323,081.01				
			350	Fund 350- CDBG					0.00			0.00	323,081.01	323,081.01				
			340	Fund 100- General Fund Transfer		0	0		0.00	0.00		0.00		0.00	437,920			
PK256	MID-TERM	ADJ		Ayala Park Playground & South Picnic Replacement Project					0.00			0.00		0.00				
			340	Fund 100- General Fund Transfer		0	0		0.00	0.00		0.00		0.00	1,600,000			
PK261	NEW \$\$			Heritage Park Improvements					0.00			0.00		100,000.00				
			340	Fund 100- General Fund Transfer	1,325,900.00	-1,325,900	0		0.00	0.00		0.00	100,000.00	100,000.00				
PK262	NEW \$\$			Shady Grove Improvements Project					0.00			0.00		100,000.00				
			340	Fund 100- General Fund Transfer		0	0		0.00	0.00		0.00	100,000.00	100,000.00				
TBD				Villa Park Improvement Project											110,000	2,700,000		
			340	Fund 100- General Fund Transfer														
TBD				Monte Vista Park Playground Replacement Project											60,000	600,000		
			340	Fund 100- General Fund Transfer														
TBD				Mountain View Park Playground Replacement Project												100,000	2,000,000	2,000,000
			340	Fund 100- General Fund Transfer														
TBD				McLeod Park Playground Improvements												100,000	1,016,100	1,016,100
			340	Fund 100- General Fund Transfer														
Parks Category Totals					1,651,350.00	-785,023	866,327	2,006,400	9,002,289.05	6,546,992.01	514,247.25	1,941,049.79	1,598,081.01	3,539,130.80	4,748,920	4,569,750	3,016,100	3,016,100
Public Facilities Category																		
PF200	MID-TERM			Civic Center Improvements & Accessibility					0.00									
PW PROJ			650	Fund 650 - Building Management Fund	506,000.00	-506,000	0		0.00	0.00								
Cancelled																		
PF210	MID-TERM			City Hall & City Hall South Interior and Accessibility Improvements					2,388,908.73			2,141,015.28		2,141,015.28				
COMMITTED			650	Fund 650 - Building Management Fund	0.00				288,908.73	99,386.47	148,506.98	41,015.28		41,015.28				
			650	Fund 100 General Fund Transfer	300,000.00	800,000	1,100,000		2,100,000.00			2,100,000.00		2,100,000.00				
PF201				Old School House Museum					276,120.90			0.00		0.00				
Completed			650	Fund 650- Building Management Fund				-12,215	276,120.90	143,283.44	132,837.46	0.00		0.00				
			650	Fund 650- Building Management Fund-Parking Lot					0.00			0.00		0.00				
			350	Fund 350-CDBG Fund					0.00			0.00		0.00				
PF203	MID-TERM			SC/Library Exterior Accessibility Improvements					0.00			0.00		0.00				
Cancelled			650	Fund 100 - General Fund Transfer	1,100,000.00	-1,100,000	0		0.00	0.00		0.00		0.00				
			650	Grant Funding for Landscape					0.00	0.00		0.00		0.00				
PF220				City Hall Administration Remodel					0.00			0.00		0.00				
Cancelled			650	Fund 100 - General Fund Transfer					0.00	0.00		0.00		0.00				

FY 2025-26 5-Year Capital Improvement Program																		
Project	Rev. 5/16/25			FY2025-26 PROPOSED 5-YEAR CAPITAL PROJECTS	New	Midterm New	Total Midterm Budget *	Addl CA	Total	Est Exp	Return to FB	Est CA	New	Total	FY	FY	FY	FY
Number			Fund	Project Description	2024-25	2024-25	2024-25	2024-25	2024-25	2024-25	2024-25	2024-25	2025-26	2025-26	2026-27	2027-28	2028-29	2029-30
PF233	MID-TERM			Cultural Arts Building- Purchase of Property & Rehab.					70,409.91			40,484.91		40,484.91				
			650	Fund 100- General Fund Transfer		60,000	60,000		70,409.91	29,925.00		40,484.91		40,484.91				
PF234	MID-TERM			Police Dept. Solar Project- Finance Project					50,372.50			14,723.25		14,723.25				
			650	Fund 650 - Building Management Fund		50,000	50,000		50,372.50	35,649.25		14,723.25		14,723.25				
PF253	MID-TERM	ADJ		Pumpkin Patch Comm Garden Accessibility Imp Project					0.00			0.00		0.00				
			650	Fund 100- General Fund Transfer		0.00	0		0.00	0.00		0.00		0.00				
			350	Fund 350- CDBG		298,868.65	298,869	-298,869	0.00	0.00		0.00		0.00				
PF261				Youth Museum Interior Improvements										100,000.00				
	NEW		100	Fund 100 - General Fund									100,000.00	100,000.00				
PF262	NEW			Channel 3 Production \$ Film Studio										75,000.00				
			650	Fund 650 - Backfill with Fund 345 PEG Fund									75,000.00	75,000.00				
PF263	NEW			Central Plant Replacement										150,000.00				
			650	Fund 650 - Backfill with Fund 100 General Fund									150,000.00	150,000.00				
PF264	NEW			Epic Facility Assessment/Design										150,000.00				
			650	Fund 650 - Backfill with Fund 100 General Fund									150,000.00	150,000.00				
TBD				Community Building Improvements- Interior														
			650	Fund 650 - Building Management Fund											100,000	1,350,400		
TBD				Community Building Improvements- Exterior														
			650	Fund 650 - Building Management Fund											150,000	1,500,000		
Public Facilities Category Totals					1,906,000.00	-397,131	1,508,869	-311,084	2,785,812.04	308,244.16	281,344.44	2,196,223.44	475,000.00	2,671,223.44	250,000	2,850,400	0	0
Special Revenue Group Totals					3,557,350	-1,182,154	2,375,196	1,695,316	11,788,101	6,855,236	795,592	4,137,273	2,073,081	6,210,354	4,998,920	7,420,150	3,016,100	3,016,100
Grand Total All Groups					26,059,350	12,789,172	38,848,522	21,236,041	137,050,877	36,155,217	35,082,850	65,812,810	12,930,906	78,743,716	60,002,585	147,254,375	16,539,625	16,539,625

## FY 2025-26 Non-Capital - Reimbursement - Misc. Projects

Project	5/12/2025				Total	Est Exp	Return to FB	Est CA	New	Total	FY	FY	FY	FY
Number			Fund	Project Description	2024-25	2024-25	2024-25	2024-25	2025-26	2025-26	2026-27	2027-28	2028-29	2029-30
<b>Successor Agency Projects-Information Only</b>														
<b>RDA-ROPS Project</b>														
<b>Successor Agency Project Category</b>														
ST163				Edison Ave. Improvements Lennar- College Park	7,426,537.00			7,426,537.00		7,631,537.00				
			101	Fund 101-Successor Agency Admin Cost	0.00	0.00		0.00		0.00				
		R	328	Fund 328- Measure I Arterial Subprogram	1,657,537.00	0.00		1,657,537.00		1,657,537.00	350,000.00			
			320	Fund 320 Transportation Fund 220-Citywide DIF YE Transfer	5,769,000.00	0.00		5,769,000.00	55,000.00	5,824,000.00				
			327	Fund 327 RMRA	0.00	0.00		0.00	150,000.00	150,000.00				
			401	Fund 401- Successor Agency-Admin	0.00	0.00		0.00		0.00				
			703	Fund 703- Retirement Obligation	0.00	0.00		0.00		0.00				
<b>Grand Total Successor Agency Category Total</b>					<b>7,426,537.00</b>	<b>0.00</b>	<b>0.00</b>	<b>7,426,537.00</b>	<b>205,000.00</b>	<b>7,631,537.00</b>	<b>350,000</b>	<b>0</b>	<b>0</b>	
<b>Non-Capital - Reimbursements - Misc. Project Group</b>														
<b>Reimbursement Project Category</b>														
R2071				3 Bridges Benson Ave Sewer Line- #24768-Cal Trans										
Completed		R	530	Reimbursed by St of Ca-DOT-Fund 530- Sewer Fund										
				Revenue										
<b>Reimbursement Category Totals</b>					<b>0.00</b>	<b>0.00</b>	<b>0.00</b>	<b>0.00</b>	<b>0.00</b>	<b>0.00</b>	<b>0</b>	<b>0</b>	<b>0</b>	
<b>Non-Capital Improvement Project Category</b>														
MS191				Traffic Signal Cabinet Project-5thYear of a 5Yr Program	453,661.28			329,686.28		329,686.28				
		ADJ	320	Fund 100- General Fund	453,661.28	123,975.00		329,686.28		329,686.28				
MS201				Water Master Plan/GIS Conversion Project	261,945.84			261,945.84		261,945.84				
			520	Fund 520 - Water Fund	261,945.84	0.00		261,945.84		261,945.84				
MS211				Sewer Master Plan Update	105,769.85			105,769.85		105,769.85				
			530	Fund 530- Sewer Fund	105,769.85	0.00		105,769.85		105,769.85				
MS212				Pavement Management System Software Project	58,671.00			31,251.00		31,251.00				
			327	Fund 327 - RMRA	58,671.00	27,420.00		31,251.00		31,251.00				
MS214				9th Street House Demo-Landscape	37,284.74									
COMMITTED			650	Fund 650-Building Mgmt. Fund	0.00			0.00		0.00				
Completed			650	Fund 100-General Fund Transfer	37,284.74	37,284.74		0.00		0.00				
MS215				City Facilities Fiber & Conduit Installation Project	200,000.00			200,000.00		200,000.00				
			320	Fund 100- Transfer- General Fund	0.00			0.00		0.00				
			610	Fund 610- Central Services Fund	200,000.00	0.00		200,000.00		200,000.00				
MS221				Citywide Signage Project	523,990.15			0.00		0.00				
			327	Fund 327 SB1- Road Maint Rehab Account	523,990.15	510,000.00	13,990.15	0.00		0.00				



## FY 2025-26 Non-Capital - Reimbursement - Misc. Projects

Project	5/12/2025				Total	Est Exp	Return to FB	Est CA	New	Total	FY	FY	FY	FY
Number			Fund	Project Description	2024-25	2024-25	2024-25	2024-25	2025-26	2025-26	2026-27	2027-28	2028-29	2029-30
MS222				Preserve/College Park Slurry Project										
Closed			322	Fund 322- Measure I										
MS231				Euclid Ave Study-Flood Zone	486,345.00			0.00		0.00				
Cancelled		R	328	Fund 328- Measure I Arterial Subprogram	486,345.00		486,345.00	0.00		0.00				
MS232				Chino Spectrum Traffic Study	47,597.44			0.00		0.00				
Completed			322	Fund 322- Measure I	47,597.44	42,602.44	4,995.00	0.00		0.00				
MS233				Citywide Telecommunications Master Plan	0.00			0.00		0.00				
Hold			322	Fund 322- Measure I	0.00			0.00		0.00	50,000			
MS235				Design Document for Developers for Share Paths Entrances at the Preserve										
Cancelled			100	General Fund with a Fund 260 -BST Preserve Transfer										
MS236				Traffic Signal Synchronization	170,000.00			161,160.00		161,160.00				
			320	Fund 100 Transfer -General Fund	20,000.00	0.00		20,000.00		20,000.00				
			322	Fund 322- Measure I	150,000.00	8,840.00		141,160.00		141,160.00				
MS237				Champion Property Purchase	222,986.19			0.00		0.00				
Completed		ADJ	520	Fund 520 - Water Fund	222,986.19	32,442.50	190,543.69	0.00		0.00				
MS250				Chino Ave Railroad Beautification-Design	0.00			0.00		0.00				
Cancelled			329	Fund 100- Transfer- General Fund	0.00			0.00		0.00			125,000	
MS251				Citywide Storm Drainage Master Plan Update	500,000.00			500,000.00		500,000.00				
			540	Fund 255 Transfer-Storm Drain DIF	500,000.00	0.00		500,000.00		500,000.00				
MS254				TM 18903 Rubberized Emulsion Aggregate Slurry Project	52,087.00			0.00		0.00				
Completed			100	Fund 220-Citywide DIF Transfer	52,087.00	45,636.83	6,450.17	0.00		0.00				
MS260		NEW		Urban Forest Management Plan						250,000.00				
			100	Fund 100- General Fund - Transfer					250,000.00	250,000.00				
TBD				Arterial Street Landscape Plan & Entry Monuments Branding						0.00				
			100	Fund 100 - General Fund					0.00	0.00	250,000			
NC221		NEW \$		PD Handheld Radio Replacement Project- 2 OF 5 Year Replacement	218,828.27			211,344.15		424,344.15				
			660	Fund 660 - Equipment Management Fund	218,828.27	7,484.12		211,344.15	213,000.00	424,344.15				
NC222		NEW \$		PD Vehicle Radio Replacement Project 3 OF 5 Year Replacement	160,709.93			160,709.93		321,149.93				
			660	Fund 660 - Equipment Management Fund	160,709.93	0.00		160,709.93	160,440.00	321,149.93				

## FY 2025-26 Non-Capital - Reimbursement - Misc. Projects

Project	5/12/2025				Total	Est Exp	Return to FB	Est CA	New	Total	FY	FY	FY	FY
Number			Fund	Project Description	2024-25	2024-25	2024-25	2024-25	2025-26	2025-26	2026-27	2027-28	2028-29	2029-30
NC223				Miscellaneous ROW Land Acquisition-Preserve	0.00			0.00		0.00				
Cancelled			320	Fund 260-Transfer-B/S/T Preserve DIF	0.00	0.00		0.00		0.00				
NC241	NEW			Citywide Slurry FY2024										
Completed			320	Fund 100 - General Fund										
NC242				City Hall South Roof Restoration Project	12,215.41			0.00		0.00				
Completed			650	Fund 100- Transfer- General Fund	12,215.41	12,215.41		0.00		0.00				
NC251	NEW	ADJ		Citywide Slurry FY2025	2,089,950.00			2,089,950.00		2,089,950.00				
			320	Fund 100 - General Fund	1,268,700.00	0.00		1,268,700.00		1,268,700.00				
			322	Fund 322- Measure I	281,250.00			281,250.00		281,250.00				
			327	Fund 327- RMRA	540,000.00			540,000.00		540,000.00				
NC252	NEW			Water Operational Improvements	481,000.00			481,000.00		531,000.00				
			520	Fund 520- Water Fund	481,000.00	0.00		481,000.00	50,000.00	531,000.00	500,000	50,000		
NC831				Fire Station #1 Demo and Landscape Project	0.00			0.00		0.00				
Hold			650	Fund 100 General Fund Transfer	0.00	0.00		0.00		0.00	92920	372,080		
ST173		ADJ		Transportation ROW ADA Improvements	300,734.75			158,236.13		158,236.13				
COMMITTED			320	Fund 100 Transfer-General Fund	300,734.75	142,498.62		158,236.13		158,236.13				
Non-Capital Improvement Category Totals					6,383,776.85	990,400	702,324	4,691,053	673,440	5,364,493	892,920	422,080	125,000	0
Grand Total of Reimbursement and Non-Capital Projects					\$13,810,314	\$990,400	\$702,324	\$12,117,590	\$878,440	\$12,996,030	\$892,920	\$422,080	\$125,000	\$0

### Notes:

Still Pending Reimbursement for the following projects that have been removed from the sheet:

R2071- 3 Bridges Benson Ave. Sewer Line #24768- Cal Trans

R2072- 3 Bridges Benson & Monte Vista Water Line #24278 - Cal Trans

R2073- 3 Bridges Pipeline Ave. Sewer Line #24769 - Cal Trans



**This page left intentionally blank.**

## FY 2025-26 Estimated Continuing Appropriations

			FY 2025	FY 2025	FY 2025	FY 2025	FY 2025	FY 2026
Fund	Prit #	Description	Actual CA	Budget	Addl Funds	Estimated Exp	Return to Fund Balance	Estimated CA
General Fund								
100	C2013	Chino 3 Broadcast Room Equip Upgrade	\$165,533.94	\$0.00		\$68,048.18		\$97,485.76
100	N2041	Aviation Acoustic Study	\$11,935.00	\$0.00	\$0.00	\$0.00		\$11,935.00
100	2020 N2230	Budget Communications	\$269.02	\$0.00	\$0.00	\$0.00	\$269.02	\$0.00
100	2040 N2230	Budget Communications	\$11,534.16	\$0.00	\$0.00	\$0.00	\$11,534.16	\$0.00
100	3000 N2230	Budget Communications	\$175,000.00			\$17,031.47	\$157,968.53	\$0.00
100	N3311	CFD 2003-3 Improvement Area 11	\$49,623.00		\$12,500.00	\$60,322.00	\$1,801.00	\$0.00
		Subtotal Administration & Finance	\$413,895.12	\$0.00	\$12,500.00	\$145,401.65	\$171,572.71	\$109,420.76
100	6300 G6211	Leap Grant	\$26,058.31			\$26,058.31		\$0.00
100	6100 N6001	General Plan Update	\$804,139.61			\$333,782.34		\$470,357.27
100	6100 N6029	2021-2029 6th Cycle Housing Element	\$92,254.03			\$20,222.43		\$72,031.60
100	6100 N6030	Accessory Dwelling Unit	\$37,162.50			\$0.00		\$37,162.50
100	63001 G6240	CalApp Program	\$60,000.00			\$0.00		\$60,000.00
100	6600 N6024	S.B. 1186 ADA CASp	\$28,788.54	\$28,000.00		\$2,309.74		\$54,478.80
100	6600 N6702	A.D.A Survey ROW City Islands	\$0.00	\$50,000.00		\$0.00		\$50,000.00
100	7000 D4215	Dep Prado Basin Inundation Utility	\$544,108.00			\$0.00	\$544,108.00	\$0.00
100	7010 R6221	Union Pacific Railroad	\$25,575.48			\$1,462.66		\$24,112.82
100	7010 ST203	Pine Ave Improvements- Dev Reimb Falloncrest	\$290,163.00			\$0.00		\$290,163.00
		Subtotal Community Development and Public Works	\$1,908,249.47	\$78,000.00	\$0.00	\$383,835.48	\$544,108.00	\$1,058,305.99
100	G4230	Officer Wellness & Mental Health Grant	\$50,955.89			\$8,157.49		\$42,798.40
100	G4245	2022 Motorcycle Safety Education	\$6,243.55			\$5,150.52	\$1,093.03	\$0.00
100	G4247	2022 and 2023 Selective Traffic Enforcement	\$56,344.56			\$51,975.53	\$4,369.03	\$0.00
100	G4248	2022 and 2023 Selective Traffic Enforcement	\$20,281.68			\$16,843.63	\$3,438.05	\$0.00
100	G424D	Hazard Mitigation Grant	\$142,483.12			\$73,683.24		\$68,799.88
100	G424E	Prepare CA Match State Grant	\$50,000.00			\$0.00		\$50,000.00
100	G424H	Cannabis Tax Fund Grant Program	\$0.00		\$110,153.08	\$78,599.41		\$31,553.67
100	G4252	2023 & 2024 Motorcyclist Grant	\$0.00		\$20,000.00	\$5,607.73		\$14,392.27
100	G4253	2023 & 2024 Step Grant 20.608	\$0.00		\$140,000.00	\$31,062.66		\$108,937.34
100	G4254	2023 & 2024 Step Grant 20.600	\$0.00		\$80,000.00	\$24,916.36		\$55,083.64
100	G4258	2023 Homeland Security Fed. Grant	\$0.00		\$27,162.00	\$27,162.00		\$0.00
100	G424B	FY24-25 Tobacco Grant Program State	\$0.00		\$15,633.00	\$0.00		\$15,633.00
100	4200 N4224	FY23-24 New Position Equip.	\$24,651.67			\$16,762.40		\$7,889.27
100	4210 N4224	FY23-24 New Position Equip.	\$0.00		\$52,910.00	\$46,361.30	\$6,548.70	\$0.00
100	4280 N4224	FY23-24 New Position Equip.	\$0.00		\$61,410.00	\$60,750.40	\$659.60	\$0.00
100	4290 N4224	FY23-24 New Position Equip.	\$38,454.67			\$20,479.30	\$17,975.37	\$0.00
		Subtotal Police	\$389,415.14	\$0.00	\$507,268.08	\$467,511.97	\$34,083.78	\$395,087.47
		Total General Fund	\$2,711,559.73	\$78,000.00	\$519,768.08	\$996,749.10	\$749,764.49	\$1,562,814.22
Asset Forfeiture								
120	G424F	Asset Forfeiture	\$38,650.00			\$38,650.00		\$0.00
120	G424G	Asset Forfeiture	\$42,698.37			\$42,698.37		\$0.00
120	G4255	Asset Forfeiture	\$0.00		\$23,794.00	\$18,429.49	\$5,364.51	\$0.00
120	G4257	Asset Forfeiture	\$0.00		\$47,195.95	\$47,195.95		\$0.00
120	G4259	Asset Forfeiture	\$0.00		\$19,867.71	\$19,597.13		\$270.58
			\$81,348.37	\$0.00	\$90,857.66	\$166,570.94	\$5,364.51	\$270.58
COPS Grants								
130	G4224	2021 COPS STATE Grant	\$84,753.41			\$28,207.96	\$56,545.45	\$0.00
130	G4236	2023 COPS Grant	\$256,495.14			\$94,805.94		\$161,689.20
130	G4249	2023-24 COPS ELEAS	\$144,810.00		\$137,125.06	\$0.00		\$281,935.06
130	G4256	2025 COPS Eleas Grant	\$0.00		\$142,976.00	\$0.00		\$142,976.00
			\$486,058.55	\$0.00	\$280,101.06	\$123,013.90	\$56,545.45	\$586,600.26
Justice Assistance Grant								
135	G4212	FY2019 Justice Assistance Grant	\$6,266.18			\$6,266.18		\$0.00
135	G424C	FY2023 Justice Assistance Grant	\$24,141.00			\$24,141.00		\$0.00
			\$30,407.18	\$0.00	\$0.00	\$30,407.18		\$0.00

## FY 2025-26 Estimated Continuing Appropriations

<u>Fund</u>	<u>Pjrt #</u>	<u>Description</u>	<u>FY 2025 Actual CA</u>	<u>FY 2025 Budget</u>	<u>FY 2025 Addl Funds</u>	<u>FY 2025 Estimated Exp</u>	<u>FY 2025 Return to Fund Balance</u>	<u>FY 2026 Estimated CA</u>
<b>Housing</b>								
310	N6007	Emergency Vouchers	\$109,673.26	\$250,000.00		\$110,000.00	\$249,673.26	\$0.00
			<b>\$109,673.26</b>	<b>\$250,000.00</b>	<b>\$0.00</b>	<b>\$110,000.00</b>		<b>\$0.00</b>
<b>Transportation</b>								
320	G7203	Pine Ave SR71 Interchange Improvement	\$964,080.23			\$20,945.85		\$943,134.38
320	MS191	Traffic Signal Cabinet Project	\$453,661.25			\$123,975.00		\$329,686.25
320	MS236	Traffic Signal Synchronization	\$20,000.00			\$0.00		\$20,000.00
320	NC251	Citywide Slurry FY2025	\$0.00	\$1,000,000.00	\$268,700.00	\$0.00		\$1,268,700.00
320	R2501	Merrill Widen/Interconnect/Euclid	\$0.00		\$15,709,101.00	\$6,986,659.17		\$8,722,441.83
320	R7200	Central Ave & State Route 60	\$2,326,835.03	\$272,402.84	\$620,440.00	\$2,263,107.17		\$956,570.70
320	SN221	Alley/Sanitation Rehab FY2021-22	\$0.00	\$0.00	\$641,234.00	\$0.00		\$641,234.00
320	SN231	Alley Rehab 2023	\$0.00	\$641,234.00	-\$641,234.00	\$0.00		\$0.00
320	ST061	Pine Ave Connection	\$733,453.96		\$985,421.00	\$1,293,970.97	\$424,903.99	\$0.00
320	ST163	Edison Ave. Improvements	\$3,269,000.00		\$2,500,000.00	\$0.00		\$5,769,000.00
320	ST173	Transportation ROW ADA	\$300,734.75			\$142,498.62		\$158,236.13
320	ST182	FY2018-19 Bicycle, Pedestrian & Transit Improvement	\$19,582.91			\$0.00	\$19,582.91	\$0.00
320	ST203	Pine Ave Improvements/Chino	\$2,025,538.40		\$45,000.00	\$1,305,218.43		\$765,319.97
320	ST204	Pine Ave SR71 Interchange Improvement	\$1,137.50			\$0.00		\$1,137.50
320	ST222	Kimball /El Prado/Central Traffic Improvements	\$212,154.47			\$0.00	\$62,154.47	\$150,000.00
320	ST232	Kimball Ave Preserve Improvements	\$4,237,431.98			\$777,791.12	\$3,459,640.86	\$0.00
320	ST233	Yorba Ave Street Improvements- CVUSD	\$317,151.22			\$239,615.81	\$77,535.41	\$0.00
320	ST241	Local Street Rehab. Project FY2024	\$3,586,951.55		\$705,400.00	\$3,403,519.03		\$888,832.52
320	ST243	Euclid Avenue Bridge Project	\$177,935.71	\$5,000,000.00		\$3,202,158.46		\$1,975,777.25
320	G7241	Kimball Ave Median Improvements	\$313,696.00			\$278,812.41	\$34,883.59	\$0.00
320	ST244	Kimball Ave Median Improvements	\$4,999.40			\$0.00	\$4,999.40	\$0.00
320	ST252	Local Street Rehab. Project FY2025 Asphalt	\$0.00	\$268,750.00		\$50.00	\$268,700.00	\$0.00
320	ST253	East End Railroad Improvements	\$0.00	\$35,000.00		\$0.00		\$35,000.00
320	TR171	TSM-Grand Ave at Spectrum East and West	\$118,045.80			\$0.00	\$118,045.80	\$0.00
320	TR212	Traffic Signal Install- Monte Vista and Walnut	\$351,584.50			\$37,865.00		\$313,719.50
320	TR213	Traffic Signal Merrill & Hellman	\$390,000.00			\$0.00		\$390,000.00
320	TR240	Traffic Signal Modification- Eucalyptus & Fern	\$1,089,776.01			\$914,042.00		\$175,734.01
320	TR251	FY25 Traffic Signal Interconnect Project	\$0.00	\$250,000.00		\$0.00		\$250,000.00
		<b>Total Transportation</b>	<b>\$20,913,750.67</b>	<b>\$7,467,386.84</b>	<b>\$20,834,062.00</b>	<b>\$20,990,229.04</b>	<b>\$4,470,446.43</b>	<b>\$23,754,524.04</b>
<b>Measure I</b>								
322	MS232	Chino Spectrum Traffic Study	\$47,597.44			\$42,602.44	\$4,995.00	\$0.00
322	MS236	Traffic Signal Synchronization	\$150,000.00			\$8,840.00		\$141,160.00
322	NC251	Citywide Slurry FY2025	\$0.00		\$281,250.00			\$281,250.00
322	R7231	Chino Hills Co-Op Payment	\$1,000,000.00			\$0.00	\$1,000,000.00	\$0.00
322	ST061	Pine Avenue Connection	\$163,487.66			\$10,878.00	\$152,609.66	\$0.00
322	ST222	Kimball/El Prado/Central Traffic Improvements	\$24,440.00	\$200,000.00		\$0.00	\$224,440.00	\$0.00
322	ST232	Kimball Ave Preserve Improvements	\$0.00		\$717,809.00	\$717,809.00		\$0.00
322	ST241	Local Street Rehab. Project FY2024	\$17,029.48		\$212,760.00	\$16,939.48		\$212,850.00
322	ST242	College Park Roundabout Improv.	\$102,000.00			\$0.00		\$102,000.00
322	ST251	Local Street Rehab. Project FY2025	\$0.00	\$343,750.00		\$1,027.50		\$342,722.50
322	ST252	Local Street Rehab. FY25 Asphalt	\$0.00	\$281,250.00		\$0.00	\$281,250.00	\$0.00
322	ST253	East End Railroad Improvements	\$0.00	\$300,000.00		\$0.00		\$300,000.00
322	TR131	C7053 TSM- Riverside @ Ramona	\$23,566.00			\$0.00		\$23,566.00
322	TR212	Traffic Signal Install- Monte Vista and Walnut	\$6,655.00			\$6,655.00		\$0.00
322	TR220	TSM San Antonio/Philadelphia	\$46,000.00			\$0.00	\$46,000.00	\$0.00
322	TR221	CCTV Camera Installation	\$220,000.00			\$96,867.80		\$123,132.20
322	TR240	Traffic Signal Modification- Eucalyptus & Fern	\$175,000.00			\$175,000.00		\$0.00
322	TR250	CCTV Camera Installation Phase 4	\$0.00	\$225,000.00		\$0.00		\$225,000.00
322	TR251	FY25 Traffic Signal Interconnect Proj	\$0.00	\$100,000.00		\$0.00		\$100,000.00
322	WA223	Water Main Line Replacement Russell Ave	\$0.00	\$120,000.00		\$0.00		\$120,000.00
		<b>Total Measure I</b>	<b>\$1,975,775.58</b>	<b>\$1,570,000.00</b>	<b>\$1,211,819.00</b>	<b>\$1,076,619.22</b>	<b>\$1,709,294.66</b>	<b>\$1,971,680.70</b>

## FY 2025-26 Estimated Continuing Appropriations

<u>Fund</u>	<u>Pjt #</u>	<u>Description</u>	<u>FY 2025 Actual CA</u>	<u>FY 2025 Budget</u>	<u>FY 2025 Addl Funds</u>	<u>FY 2025 Estimated Exp</u>	<u>FY 2025 Return to Fund Balance</u>	<u>FY 2026 Estimated CA</u>
<b>Highway Safety Improvement Program (7102)</b>								
327	MS212	Pavement Mgmt. System, Software	\$58,671.00			\$27,420.00		\$31,251.00
327	MS221	Citywide Signage Project	\$143,990.15	\$380,000.00		\$510,000.00	\$13,990.15	\$0.00
327	NC251	Citywide Slurry FY2025	\$0.00		\$540,000.00			\$540,000.00
327	ST203	Pine Ave. Improvements	\$31,626.22			\$0.00		\$31,626.22
327	ST232	Kimball Ave Preserve Improvements	\$0.00	\$400,000.00	\$700,000.00	\$699,999.45	\$400,000.55	\$0.00
327	ST233	Yorba Ave Street Improvements- CVUSD	\$50,000.00			\$0.00	\$50,000.00	\$0.00
327	ST241	Local Street Rehab. Project FY2024	\$967,878.92			\$967,873.88		\$5.04
327	ST251	Local Street Rehab. Project FY2025	\$0.00	\$660,000.00		\$4,096.00	\$655,904.00	\$0.00
327	ST252	Local Street Rehab. FY25 Asphalt	\$0.00	\$540,000.00		\$0.00	\$187,500.00	\$352,500.00
			<b>\$1,252,166.29</b>	<b>\$1,980,000.00</b>	<b>\$1,240,000.00</b>	<b>\$2,209,389.33</b>	<b>\$1,307,394.70</b>	<b>\$955,382.26</b>
<b>Measure I-Arterial Subprogram</b>								
328	MS231	Euclid Ave Study	\$486,345.00			\$0.00	\$486,345.00	\$0.00
328	ST061	Pine Ave Connection	\$5,727,883.84	\$14,800,000.00		\$397,872.00	\$20,130,011.84	\$0.00
328	ST163	Edison Ave. Improvements	\$1,657,537.00			\$0.00		\$1,657,537.00
328	ST204	Pine Ave at SR71 Interchange Ramp Imp	\$2,542,009.41			\$37,605.79		\$2,504,403.62
		<b>Total Community Services</b>	<b>\$10,413,775.25</b>	<b>\$14,800,000.00</b>	<b>\$0.00</b>	<b>\$435,477.79</b>	<b>\$20,616,356.84</b>	<b>\$4,161,940.62</b>
<b>Community Services</b>								
330	N8011	Social Services Donations	\$54,692.44		\$44,500.00	\$28,606.99		\$70,585.45
330	N8079	Street Signs	\$21,955.47		\$15,000.00	\$15,620.35		\$21,335.12
		<b>Total Community Services</b>	<b>\$76,647.91</b>	<b>\$0.00</b>	<b>\$59,500.00</b>	<b>\$44,227.34</b>	<b>\$0.00</b>	<b>\$91,920.57</b>
<b>Park Development</b>								
340	G8201	Prop 68 Chino Ranch Park Development	\$433,114.93			\$416,917.64		\$16,197.29
340	G8223	The Natural Resource Agency Department Grant	\$43,863.16			\$0.00		\$43,863.16
340	G8241	Chino Rancho Park Development	\$1,000,000.00			\$1,000,000.00		\$0.00
340	PK181	Ayala Park Ballfield/ADA Improvements	\$77,140.63			\$64,135.94	\$13,004.69	\$0.00
340	PK200	Chino Rancho Park Development	\$1,613,773.30			\$1,126,389.19		\$487,384.11
340	PK223	Walnut Park Playground Improvements	\$269,885.62	\$630,000.00		\$28,593.89		\$871,291.73
340	PK231	Ayala Park Improvements- Softball Fields 1-4	\$2,365,777.56	\$2,006,400.00		\$3,870,935.00	\$501,242.56	\$0.00
340	PK234	C.O.C.C. Demonstration Garden	\$326,006.85			\$40,020.35		\$285,986.50
340	PK253	Glenn E Duncan Splash Pad	\$0.00	\$75,000.00		\$0.00		\$75,000.00
		<b>Total Park Development</b>	<b>\$6,129,562.05</b>	<b>\$2,711,400.00</b>	<b>\$0.00</b>	<b>\$6,546,992.01</b>	<b>\$514,247.25</b>	<b>\$1,779,722.79</b>
<b>Community Development Block Grant (CDBG)</b>								
350	8041	G6076 CARES ACT-CV3-Distance Learning Homework	\$22,453.86			\$0.00		\$22,453.86
350	8030	G6231 CDBG Façade Improvement Program	\$31,500.00			\$0.00		\$31,500.00
350	PF253	Pumpkin Patch Comm Garden Access. Project	\$0.00	\$298,868.65	-\$298,868.65	\$0.00		\$0.00
350	SN240	Alley Improvements FY23-24	\$219,256.00		\$298,868.65	\$23,909.00		\$494,215.65
		<b>Total CDBG</b>	<b>\$273,209.86</b>	<b>\$298,868.65</b>	<b>\$0.00</b>	<b>\$23,909.00</b>	<b>\$0.00</b>	<b>\$548,169.51</b>
<b>Community Development Block Grant (CDBG)</b>								
375	6223	G6241 Cal Home 2023	\$517,450.00			\$0.00		\$517,450.00
			<b>\$517,450.00</b>	<b>\$0.00</b>	<b>\$0.00</b>	<b>\$0.00</b>	<b>\$0.00</b>	<b>\$517,450.00</b>

## FY 2025-26 Estimated Continuing Appropriations

<u>Fund</u>	<u>Pjrt #</u>	<u>Description</u>	<u>FY 2025 Actual CA</u>	<u>FY 2025 Budget</u>	<u>FY 2025 Addl Funds</u>	<u>FY 2025 Estimated Exp</u>	<u>FY 2025 Return to Fund Balance</u>	<u>FY 2026 Estimated CA</u>
<b>Water Fund</b>								
520	G7211	Watersmart Drought Resiliency Grant	\$750,000.00			\$0.00		\$750,000.00
520	MS201	Water Master Plan/GIS Conversion Project	\$261,945.84			\$0.00		\$261,945.84
520	MS237	Champion Bldg./Water Environmental Bldg.	\$222,986.19			\$32,442.50	\$190,543.69	\$0.00
520	NC252	Water Operational Improvements	\$0.00	\$481,000.00		\$0.00		\$481,000.00
520	PK234	COCC Demonstration Garden	\$0.00	\$161,327.00		\$0.00		\$161,327.00
520	SN231	Alley Rehab 2023	\$0.00	\$693,000.00		\$0.00		\$693,000.00
520	WA211	Well 11 Pipeline Project	\$82,262.72			\$31,259.00		\$51,003.72
520	WA212	State Street Water Treatment Project	\$16,042,282.44	\$2,000,000.00		\$2,200,426.50		\$15,841,855.94
520	WA213	Benson/East End Reservoir Project	\$4,404,560.00	\$83,440.00		\$708,245.01		\$3,779,754.99
520	WA214	Well 17 Equipping Project	\$4,903,217.64	\$793,000.00		\$1,169,727.25		\$4,526,490.39
520	WA221	Water Main Line Replacement Central/ 5th to 6th	\$200,000.00			\$92,960.91	\$107,039.09	\$0.00
520	WA222	Water Main Line Replacement Dupont	\$200,000.00			\$100,956.71	\$99,043.29	\$0.00
520	WA223	Water Main Line Replacement Russell Ave	\$700,000.00			\$35,679.55		\$664,320.45
520	WA224	Water Main Line Replacement B St Alley	\$1,600,000.00			\$55,251.51	\$875,960.00	\$668,788.49
520	WA231	Well 4 & 6 Treatment Plant Project- Study	\$100,000.00			\$7,282.75	\$92,717.25	\$0.00
520	WA234	Well 16 Rehab	\$250,000.00			\$50.00		\$249,950.00
520	WA241	Phillips Reservoir 2 Demo	\$495,000.00			\$0.00		\$495,000.00
520	WA242	Water Main Replacement Philadelphia & Walnut	\$312,000.00	\$850,000.00		\$136,103.00		\$1,025,897.00
520	WA253	Emergency Generator Carter St WTF	\$0.00	\$1,277,000.00		\$0.00	\$777,000.00	\$500,000.00
520	WA255	Water Service Lateral Replacement Hampville	\$0.00	\$1,829,500.00		\$0.00		\$1,829,500.00
		<b>Total Water Fund</b>	<b>\$30,524,254.83</b>	<b>\$8,168,267.00</b>	<b>\$0.00</b>	<b>\$4,570,384.69</b>	<b>\$2,142,303.32</b>	<b>\$31,979,833.82</b>
<b>Sewer Fund</b>								
530	MS211	Sewer Master Plan Update	\$105,769.85			\$0.00		\$105,769.85
530	R8001	San Antonio Ave Regional Storm Drain Project	\$0.00	\$1,500,000.00		\$0.00		\$1,500,000.00
530	SW201	Preserve Sewer Lift Expansion Improvement Projt	\$807,887.40	\$900,000.00	\$283,375.00	\$251,101.50		\$1,740,160.90
530	SW220	Sewer Rehab FY21-22 Schaefer Ave	\$491,864.87			\$58,221.70	\$433,643.17	\$0.00
530	SW250	Sewer Reline FY24-25	\$0.00	\$1,000,000.00		\$0.00	\$1,000,000.00	\$0.00
530	WA223	Water Main Line Replacement Russell Ave	\$0.00	\$80,000.00		\$0.00	\$80,000.00	\$0.00
		<b>Total Sewer Fund</b>	<b>\$1,405,522.12</b>	<b>\$3,480,000.00</b>	<b>\$283,375.00</b>	<b>\$309,323.20</b>	<b>\$1,513,643.17</b>	<b>\$3,345,930.75</b>
<b>Storm Drain</b>								
540	MS251	Citywide Storm Drain Master Plan Update	\$0.00	\$500,000.00		\$0.00		\$500,000.00
540	R8001	San Antonio Ave Regional Storm Drain Project	\$2,104,633.91			\$3,784.47		\$2,100,849.44
540	SD222	Storm Drain Rehab FY22 Philadelphia & M.V.	\$3,055,950.03			\$15,940.53	\$2,990,000.00	\$50,009.50
540	SD223	Storm Drain Rehab Riverside/Yorba Center	\$584,667.72			\$35,168.26	\$549,499.46	\$0.00
540	SD231	Catch Basin Trash Capture Retrofit	\$200,000.00	\$130,000.00		\$50.00		\$329,950.00
540	ST232	Kimball Ave Preserve Improvements	\$445,586.50			\$250,897.50	\$194,689.00	\$0.00
540	SD240	Euclid Avenue Storm Drain Extension Line I	\$1,762,428.39	\$50,000.00		\$91,330.03		\$1,721,098.36
540	SD251	Storm Drain Francis/Norton to MV	\$0.00	\$350,000.00		\$0.00	\$350,000.00	\$0.00
		<b>Total Storm Drain Fund</b>	<b>\$8,153,266.55</b>	<b>\$1,030,000.00</b>	<b>\$0.00</b>	<b>\$397,170.79</b>	<b>\$4,084,188.46</b>	<b>\$4,701,907.30</b>
<b>Sanitation Fund</b>								
550	G7063	CalRecycle CCPP-22	\$1,666.98			\$1,662.42	\$4.56	\$0.00
550	G7231	SB1383 Waste Water	\$41,711.89			\$41,711.89		\$0.00
550	G7232	SB1383 Local Assistance Grant OWR4	\$0.00		\$249,249.00	\$74,883.78		\$174,365.22
550	G7240	Used Oil Payment Program OPP 14	\$13,034.00			\$3,118.44		\$9,915.56
550	G7242	CalRecycle CCP 23-24	\$0.00		\$23,619.00	\$22,251.86		\$1,367.14
550	N7015	W.M. Comm Outreach Program	\$20,495.96	\$15,600.00		\$16,717.90		\$19,378.06
550	SN221	Alley Rehab FY22/Alley 20 Water Main Replacement	\$652,426.84		\$250,000.00	\$15,444.85		\$886,981.99
550	SN231	8	\$626,606.20	\$500,000.00	-\$250,000.00	\$36,766.71		\$839,839.49
		<b>Total Sanitation Fund</b>	<b>\$1,355,941.87</b>	<b>\$515,600.00</b>	<b>\$272,868.00</b>	<b>\$212,557.85</b>	<b>\$4.56</b>	<b>\$1,931,847.46</b>



## FY 2025-26 Estimated Continuing Appropriations

Fund	Pjrt #	Description	FY 2025 Actual CA	FY 2025 Budget	FY 2025 Addl Funds	FY 2025 Estimated Exp	FY 2025 Return to Fund Balance	FY 2026 Estimated CA
<b>Central Services Fund</b>								
610	C2000	Information Tech Strategic Plan	\$205,265.53	\$50,000.00		\$23,677.30		\$231,588.23
610	N2600	Technology Fee Project	\$185,504.02			\$0.00		\$185,504.02
		<i>Subtotal Central Services Fund</i>	<i>\$390,769.55</i>	<i>\$50,000.00</i>	<i>\$0.00</i>	<i>\$23,677.30</i>	<i>\$0.00</i>	<i>\$417,092.25</i>
<b>Central Services Internal Service Fund Projects</b>								
610	IC225	ISF Central Services - HR	\$150,000.00			\$0.00		\$150,000.00
610	IC234	ISF PD Central Services	\$26,687.87			\$26,687.80	\$0.07	\$0.00
610	IC242	ISF Admin Central Services	\$361,356.31			\$1,996.67		\$359,359.64
610	IC246	ISF Dev Svcs Central Services	\$19,131.88			\$7,856.01	\$11,275.87	\$0.00
610	IC247	ISF PW Central Services	\$32,945.73		-\$28,172.78	\$0.00		\$4,772.95
610	IC250	FY24-25 New Positions	\$0.00	\$35,000.00		\$0.00		\$35,000.00
610	IC252	ISF Admin Central Services	\$0.00	\$262,800.00		\$0.00		\$262,800.00
610	IC254	ISF PD Central Services	\$0.00	\$36,000.00		\$0.00		\$36,000.00
610	IE257	ISF PW Equipment Mgmt.	\$0.00		\$28,172.78	\$0.00		\$28,172.78
610	MS215	City Facilities Fiber & Conduit Installation Project	\$200,000.00			\$0.00		\$200,000.00
		<i>Subtotal Central Svcs ISF Projects</i>	<i>\$790,121.79</i>	<i>\$333,800.00</i>	<i>\$0.00</i>	<i>\$36,540.48</i>	<i>\$11,275.94</i>	<i>\$1,076,105.37</i>
		<b>Total All Central Svcs Projects</b>	<b>\$1,180,891.34</b>	<b>\$383,800.00</b>	<b>\$0.00</b>	<b>\$60,217.78</b>	<b>\$11,275.94</b>	<b>\$1,493,197.62</b>
<b>Building Management</b>								
650	MS214	9th Street House Demo	\$71,362.50		-\$34,077.76	\$37,284.74		\$0.00
650	NC240	Building Mgmt. Project	\$31,118.39	\$50,000.00	\$85,310.16	\$105,773.33		\$60,655.22
650	NC242	City Hall South Roof Restoration	\$0.00	\$12,215.41		\$12,215.41		\$0.00
650	PF201	Old School House Museum	\$288,336.31		-\$12,215.41	\$143,283.44	\$132,837.46	\$0.00
650	PF210	City Hall Interior Improvements	\$1,288,908.73	\$1,100,000.00		\$99,386.47	\$148,506.98	\$2,141,015.28
650	PF233	Cultural Arts Building Purchase & Rehab.	\$10,409.91	\$60,000.00		\$29,925.00		\$40,484.91
650	PF234	Police Dept Solar Project	\$372.50	\$50,000.00		\$35,649.25		\$14,723.25
		<i>Subtotal Building Management (8310)</i>	<i>\$1,690,508.34</i>	<i>\$1,272,215.41</i>	<i>\$39,016.99</i>	<i>\$463,517.64</i>	<i>\$281,344.44</i>	<i>\$2,256,878.66</i>
<b>Building Management Internal Service Fund Requests</b>								
650	IB208	ISF Building Mgmt. - CS Dept	\$190,919.04			\$0.00		\$190,919.04
650	IB238	ISF Bldg. Mgmt. CS	\$28,361.06			\$0.00		\$28,361.06
650	IB240	ISF FY23-24 New Positions	\$1,564.61		\$80,000.00	\$0.00		\$81,564.61
650	IB244	ISF Bldg. Mgmt. PD	\$68,041.00		-\$68,041.00			\$0.00
650	IB248	ISF Bldg. Mgmt. CS	\$17,269.73			\$829.06		\$16,440.67
650	IB249	ISF Bldg. Mgmt. Building	\$227,471.02		\$68,041.00	\$33,310.46		\$262,201.56
650	IB250	ISF FY24-25 New Positions	\$0.00	\$10,000.00		\$0.00		\$10,000.00
650	IB254	ISF Bldg. Mgmt. PD	\$0.00	\$25,000.00	-\$717.40	\$24,282.60		\$0.00
650	IB257	ISF Bldg. Mgmt. PW	\$0.00	\$10,000.00	-\$7,515.00	\$2,485.00		\$0.00
650	IB258	ISF Bldg. Mgmt. CS	\$0.00	\$94,000.00	-\$43,000.00	\$16,445.00		\$34,555.00
650	IB259	ISF Bldg. Mgmt. Building	\$0.00	\$1,096,000.00	\$0.00	\$88,073.57		\$1,007,926.43
650	IB837	Citywide Park Lighting Upgrades	\$39,164.23			\$39,164.23		\$0.00
		<i>Subtotal Building Management (83101)</i>	<i>\$572,790.69</i>	<i>\$1,235,000.00</i>	<i>\$28,767.60</i>	<i>\$204,589.92</i>	<i>\$0.00</i>	<i>\$1,631,968.37</i>
		<b>Total All Building Management</b>	<b>\$2,263,299.03</b>	<b>\$2,507,215.41</b>	<b>\$67,784.59</b>	<b>\$668,107.56</b>	<b>\$281,344.44</b>	<b>\$3,888,847.03</b>
<b>Equipment Management Fund</b>								
660	IE232	ISF Admin Equipment Mgmt.	\$60,000.00			\$45,763.95		\$14,236.05
660	IE240	FY23-24 New Positions	\$213,469.82	\$359,400.00		\$453,173.11		\$119,696.71
660	IE244	ISF PD Equipment Mgmt.	\$6,000.00	\$0.00		\$5,352.22	\$647.78	\$0.00
660	IE246	ISF DS Equipment Mgmt.	\$93,000.00			\$88,988.76	\$4,011.24	\$0.00
660	IE247	ISF PW Equipment Mgmt.	\$0.00		\$92,281.29	\$92,281.29		\$0.00
660	IE254	ISF PD Equipment Mgmt.	\$0.00	\$93,850.00		\$78,310.73		\$15,539.27
660	IE256	ISF DS Equipment Mgmt.	\$0.00	\$46,250.00		\$36,506.34		\$9,743.66
660	IE257	ISF PW Equipment Mgmt.	\$0.00	\$467,100.00		\$171,747.76		\$295,352.24
660	IE258	ISF CS Equipment Mgmt.	\$0.00	\$153,000.00		\$131,842.50		\$21,157.50
660	G425A	San Bernardino Helicopter Grant	\$0.00		\$1,000,000.00	\$0.00		\$1,000,000.00
660	NC221	PD Hand Held Radio Replacement Project	\$5,828.27	\$213,000.00		\$7,484.12		\$211,344.15
660	NC222	PD Vehicle Radio Replacement Project	\$269.93	\$160,440.00		\$0.00		\$160,709.93
		<i>Subtotal Equipment Management</i>	<i>\$378,568.02</i>	<i>\$1,493,040.00</i>	<i>\$1,092,281.29</i>	<i>\$1,111,450.78</i>	<i>\$4,659.02</i>	<i>\$1,847,779.51</i>
<b>GRAND TOTAL ALL CITY FUNDS</b>			<b>\$90,233,128.46</b>	<b>\$46,733,577.90</b>	<b>\$25,952,416.68</b>	<b>\$40,082,797.50</b>	<b>\$37,466,833.24</b>	<b>\$85,119,819.04</b>



**This page left intentionally blank.**

# FY 2025-26

## Administration Department Budget





**This page left intentionally blank.**

---

## ADMINISTRATION DEPARTMENT

---



### **Description**

The Administration Department ensures that City Council policies and directions are carried out and provides for support to the City Council in areas such as municipal management; public and intergovernmental relations; economic development; special projects; and other issues affecting the City's interests. Additionally, the Department directs, oversees, and supports the efforts of all City Departments. The Administration Department includes the City Manager's and City Clerk's offices, Public Information, Legislative Advocacy, City Attorney, Economic Development, and Information Technology.

### **Department Mission Statement**

To provide support to our community members, elected officials, and City Departments, while creating an atmosphere of cooperation and teamwork in approaching the challenges facing the Chino community and proactively implementing and advocating for responsive, efficient, effective, and ethical government services.

### **Administration Department Goals for FY 2025-26**

#### **Positive City Image:**

FY 25-26: Establish a business-friendly brand identity for the City of Chino. – Economic Development

#### **Exemplary Leadership:**

FY 25-26: Continue to provide staff training and guidance to all City Departments in a manner consistent with the City of Chino's Strategic Plan, organizational values, and Citywide programs/objectives. - City Manager

FY 25-26: Establish clear roles, expectations, and performance metrics for leaders within the departments, and ensure consistent follow-through on goals and commitments. - Innovation

#### **Public Services Excellence Through Internal & External Partnerships:**

FY 25-26: Develop a robust business pipeline for the City of Chino. – Economic Development

#### **Superior Customer Services:**

FY 25-26: Continue to provide communications support to all City departments and explore ways to enhance the efficiency and effectiveness of these services to ensure consistent and impactful public messaging. – Public Information

#### **Fiscal Responsibility:**

---

## Administration Department - Goals and Accomplishments

---

FY 25-26: Conduct a comprehensive review of revenue generating opportunities to bolster the City's general fund. – Economic Development

### **Effective Technology:**

FY 25-26: Develop policies and conduct staff trainings to improve the accessibility and responsiveness of the City's digital communication channels, ensuring they serve the community effectively and comply with Title II of the Americans with Disabilities Act. – Public Information

FY 25-26: Enhance Organizational Efficiency and Security through Integrated Innovation in Cyber Security, Artificial Intelligence, GIS, and Emerging Technologies. – Information Technology

### **Responsible Long-Range Planning:**

FY 25-26: Begin the process of a comprehensive update to the Chino Municipal Code (CMC). – City Clerk

### **Accomplishments for FY 2023-24 & FY2024-25**

#### **Positive City Image:**

FY 23-24 and FY 24-25: Improve the appearance of the City's commercial corridors – Economic Development. – Ongoing

FY 23-24 and FY 24-25: Enhance the City's Economic Development presence online - Economic Development. - Ongoing

FY 23-24: Relaunch the Commercial Facade Improvement Program – Economic Development - Ongoing

FY 23-24: Chino 3 graphics and broadcast system were successfully updated in Summer 2024, ensuring a cohesive visual identity. – Public Information.

FY 23-24: Positive media coverage more than doubled from the previous year, with major broadcast networks featuring stories like the Utility Art Box Project and Inclusion Fair – Public Information.

FY 23-24 and FY 24-25: A framework for a monthly Business of the Month video series, featuring a behind-the-scenes look at local businesses that are awarded the recognition, is being developed with a launch anticipated in the upcoming fiscal year. – Public Information.

FY 23-24 Social media engagement increased by 46% compared to FY 22-23, driven by strategic content creation and ongoing optimization – Public Information.

#### **Exemplary Leadership:**

FY 23-24 and FY 24-25: Provided opportunities for staff to attend educational and technical training to educate, develop and retain knowledgeable staff members – City Clerk.

FY 23-24 and FY 24-25: Oversaw and coordinated Organizational Leadership Team schedule and workplan – Public Relations.

---

## Administration Department - Goals and Accomplishments

---

FY 23-24 and FY 24-25: Provided staff training and guidance to all City Departments in a manner consistent with the City of Chino's Strategic Plan, organizational values, and Citywide programs/objectives – Public Relations.

### **Public Services Excellence Through Internal & External Partnerships:**

FY 23-24 and FY 24-25: Continued to foster relationships with our State and Federal Legislators – Legislative Advocacy.

FY 24-25: Conducted the March 2024 Primary Election (Measure V) and November 2024 General Municipal Election in Consolidation with the San Bernardino County Registrar of Voters – City Clerk.

FY 23-24 and FY 24-25: Public agencies have been invited to showcase their content on the City's broadcast platform and have periodically provided materials for distribution. – Public Information.

FY 23-24 and FY 24-25: Reported on the actions of external agencies of which the City is a member. – Public Relations.

FY 23-24 and FY 24-25: Provided New Employee Orientation on a quarterly basis – Public Relations.

### **Superior Customer Services:**

FY 23-24: Finalized the implementation of the City's new agenda and meeting management system – City Clerk.

FY 23-24 and FY 24-25: Implemented the automation of the City's administration of candidate campaign disclosure statements for use in elected officials' routine filings and the 2024 General Municipal Election required filings – City Clerk.

FY 23-24 and FY 24-25: Provided the Customer Service Training Program at least twice a year – City Manager's Office.

FY 23-24 and FY 24-25: The City now produces a quarterly mailed newsletter distributed to every household, providing key updates and highlights of City initiatives. – Public Information.

FY 23-24: Social media response times to residents improved 10% with ongoing refinements to enhance efficiency. – Public Information.

FY 23-24: Produce a Meeting Recap video for each City Council meeting within 48 hours of the meeting, ensuring that residents who were unable to attend the meeting in person have access to important information and updates. – Public Information. – Due to resource constraints, this goal has not been met at this time.

FY 23-24 and FY 24-25: Multiple video projects have been produced and are underway to showcase essential City services and initiatives including initiatives like the Bran grand opening, Green Chino, Organics recycling, Human Services, Homeless Outreach, and Chino Rancho Park – Public Information.

### **Fiscal Responsibility:**

FY 23-24 and FY 24-25: The allocation of new resources in November 2025 to hire two full-time economic development professionals marks a significant step toward overcoming past challenges and reinvigorating the city's economic strategy. While the lack of staffing and financial resources prior to November 2025 limited the city's economic development progress, the hiring of two full-time professionals marks the start to a critical turning point for the City. These roles are set to drive new business attraction efforts, assess the competitive landscape, and help secure funding for key initiatives, ultimately fostering a stronger, more resilient local economy – Economic Development.



---

## Administration Department - Goals and Accomplishments

---

FY 23-24 and FY 24-25: Expanded the City's Business Attraction Program – Economic Development.

FY 23-24 and FY 24-25: Expanded partnerships to increase funding for program development – Economic Development.

FY 24-25: Conducted the biennial Political Reform Act conflict of interest code update in October 2024 – City Clerk.

FY 24-25: Secured federal Community Project Funding appropriations for water treatment plant generators and Entrepreneurial Center – Public Relations.

FY 24-25: Secured federal Community Project Funding appropriations for Central Avenue improvements – Public Relations.

### **Effective Technology:**

FY 23-24: The Channel 3 Broadcast Room upgrade was successfully completed in Summer 2024, enhancing production capabilities. – Public Information.

FY 23-24: Upgrade physical security of sites by adding additional access control to locations/doors as well as integrate PD with existing Onguard system – Information Technology. - Ongoing

FY 23-24: Integrated PACS with logical access control – Information Technology.

FY 23-24: Evaluate/replace/upgrade city wide phone system, including voicemail and call center – Information Technology. – Configuration is in progress

FY 23-24: Implemented XDR/MDR & SIEM – Information Technology.

FY 23-24: The new Chino mobile app launched in March 2024, offering improved access to City services and information – Public Information.

FY 23-24: Complete the acquisition and receipt of the Chino 3 Van – Public Information. – Due to supply shortages and competitive demand, staff is exploring alternative solutions to meet this need.

FY 23-24: Channel 3 HD broadcast capability was successfully implemented as part of the last upgrade – Public Information.

### **Responsible Long-Range Planning:**

FY 23-24: Worked with State Senator Rubio's Office and Assembly Member Freddie Rodriguez' Office to ensure the adoption of Assembly Bill 250 and Senate Bill 536 – Legislative Advocacy.

FY 23-24: Updated the citywide records retention schedules to include annual updates of the schedule and provided staff training on the new schedules – City Clerk.

FY 23-24: A comprehensive communications plan for the next three years, including targeted strategies for community engagement, crisis communications, and media relations, has been drafted and is being finalized with ADA compliance updates incorporated. Expected completion within FY 24-25. – Public Information.

FY 23-24 and 24-25: Develop Civic Center Master Plan implementation tracking and reporting system – Public Relations. (Put on Hold)

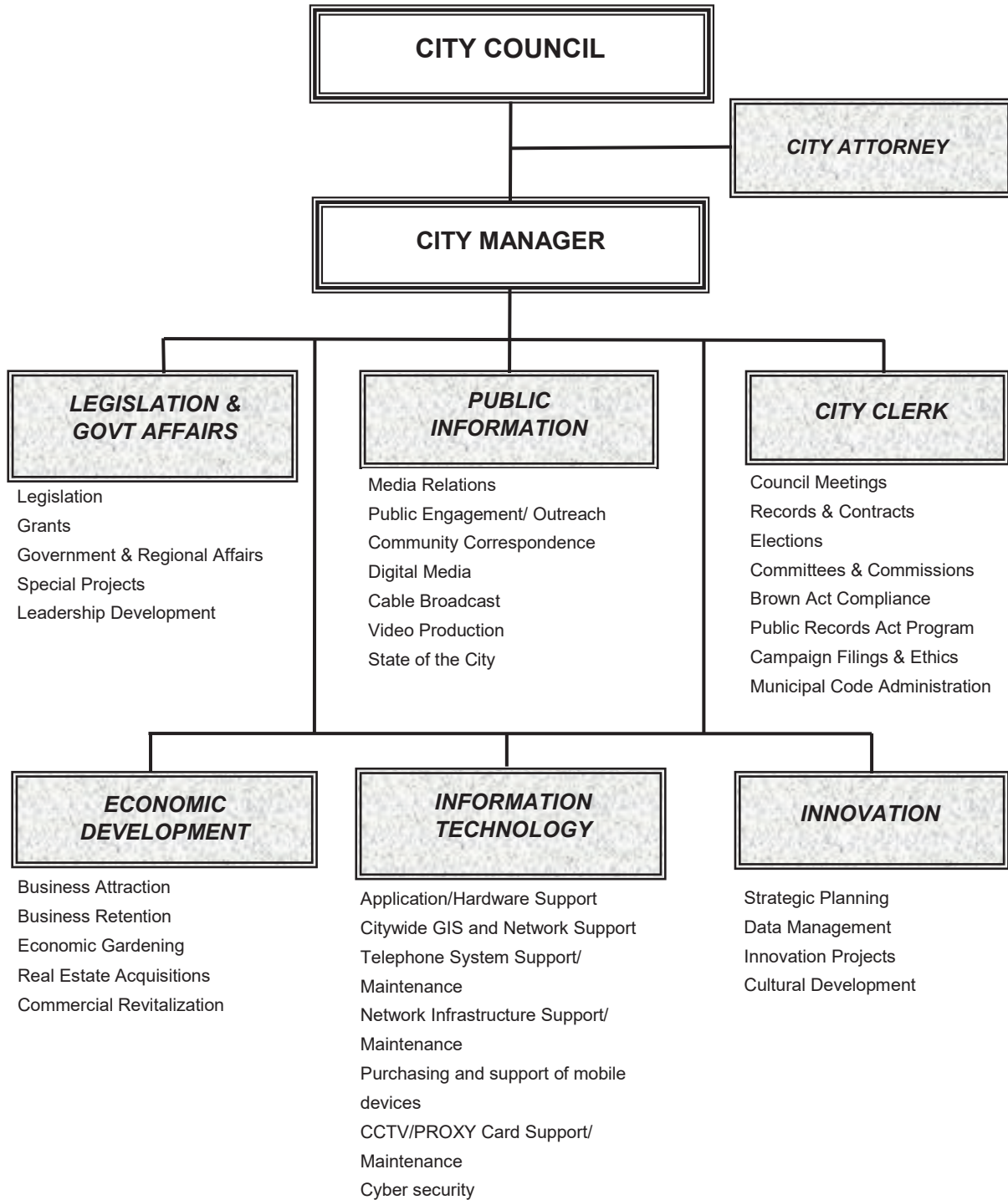
---

## Administration Department - Goals and Accomplishments

---

FY 23-24: Strategic media relations, messaging, and tools were developed and implemented—resulting in 102 news releases (up from 60 the previous year), the distribution of both a printed and digital newsletter, a 46% increase in social media engagement, more than double the positive media coverage, and the successful coordination of an inter-agency press conference—ensuring Chino’s story is told effectively, consistently, and with impact  
– Public Relations.

# Administration Department





## ADMINISTRATION - Expenditure Summary

FY 2025-26



### Department Summary

Expenditure Summary	FY 2022-23 Actual	FY 2023-24 Actual	FY 2024-25 Budget	FY 2024-25 Projection	FY 2025-26 Proposed	\$\$ Inc/-Dec	%
Personnel Services	3,411,602	4,189,850	5,783,260	5,434,824	5,307,344	-475,916	-8.2%
Maintenance & Operations	2,652,566	3,150,109	5,365,530	4,936,463	5,000,330	-365,200	-6.8%
Allocated Costs	489,386	622,339	784,928	784,928	963,712	178,784	22.8%
Capital Outlay/Improvements	18,795	69,376	32,000	10,000	92,000	60,000	187.5%
Capital and Non-Capital Projects	4,928,702	3,959,934	3,770,496	4,807,942	6,277,327	2,506,831	66.5%
	<b>\$11,501,051</b>	<b>\$11,991,608</b>	<b>\$15,736,214</b>	<b>\$15,974,157</b>	<b>\$17,640,713</b>	<b>1,904,499</b>	<b>12.1%</b>

### Department Programs

#### Program 1002000: LEGISLATIVE

Expenditure Summary	FY 2022-23 Actual	FY 2023-24 Actual	FY 2024-25 Budget	FY 2024-25 Projection	FY 2025-26 Proposed	\$\$ Inc/-Dec	%
Personnel Services	652,038	875,580	1,218,852	1,194,726	1,238,444	19,592	1.6%
Maintenance & Operations	128,711	163,265	264,071	244,782	299,642	35,571	13.5%
Allocated Costs	59,131	101,842	125,880	125,880	163,330	37,450	29.8%
Capital and Non-Capital Project	89,636	56,766	96,196	101,076	108,617	12,421	12.9%
	<b>\$929,516</b>	<b>\$1,197,453</b>	<b>\$1,704,999</b>	<b>\$1,666,464</b>	<b>\$1,810,033</b>	<b>105,034</b>	<b>6.2%</b>

#### Program 1002010: ATTORNEY SERVICES

Expenditure Summary	FY 2022-23 Actual	FY 2023-24 Actual	FY 2024-25 Budget	FY 2024-25 Projection	FY 2025-26 Proposed	\$\$ Inc/-Dec	%
Maintenance & Operations	63,333	62,455	70,000	65,000	314,750	244,750	349.6%
	<b>\$63,333</b>	<b>\$62,455</b>	<b>\$70,000</b>	<b>\$65,000</b>	<b>\$314,750</b>	<b>244,750</b>	<b>349.6%</b>



## ADMINISTRATION - Expenditure Summary

FY 2025-26



### Department Programs

#### Program 1002020: CITY MANAGER

Expenditure Summary	FY 2022-23 Actual	FY 2023-24 Actual	FY 2024-25 Budget	FY 2024-25 Projection	FY 2025-26 Proposed	\$ Inc/-Dec	%
Personnel Services	479,582	492,916	642,300	598,994	705,300	63,000	9.8%
Maintenance & Operations	464,376	664,184	1,600,072	1,516,524	882,636	-717,436	-44.8%
Allocated Costs	100,537	111,749	135,727	135,727	214,921	79,194	58.3%
Capital and Non-Capital Project	31,033	101,518	15,500	1,019,195	1,935,500	1,920,000	12387.1%
	<b>\$1,075,528</b>	<b>\$1,370,367</b>	<b>\$2,393,599</b>	<b>\$3,270,440</b>	<b>\$3,738,357</b>	<b>1,344,758</b>	<b>56.2%</b>

#### Program 1002025: OFFICE OF INNOVATION

Expenditure Summary	FY 2022-23 Actual	FY 2023-24 Actual	FY 2024-25 Budget	FY 2024-25 Projection	FY 2025-26 Proposed	\$ Inc/-Dec	%
Personnel Services	0	0	0	0	206,625	206,625	100.0%
Maintenance & Operations	0	0	0	0	38,000	38,000	100.0%
Allocated Costs	0	0	0	0	30,016	30,016	100.0%
	<b>\$0</b>	<b>\$0</b>	<b>\$0</b>	<b>\$0</b>	<b>\$274,641</b>	<b>274,641</b>	<b>100.0%</b>

#### Program 1002030: CITY CLERK

Expenditure Summary	FY 2022-23 Actual	FY 2023-24 Actual	FY 2024-25 Budget	FY 2024-25 Projection	FY 2025-26 Proposed	\$ Inc/-Dec	%
Personnel Services	329,362	500,405	643,030	630,906	482,377	-160,653	-25.0%
Maintenance & Operations	151,024	67,006	186,777	178,211	77,902	-108,875	-58.3%
Allocated Costs	37,991	58,947	76,728	76,728	69,480	-7,248	-9.4%
Capital and Non-Capital Project	0	88,623	0	0	0	0	0.0%
	<b>\$518,377</b>	<b>\$714,981</b>	<b>\$906,535</b>	<b>\$885,845</b>	<b>\$629,759</b>	<b>-276,776</b>	<b>-30.5%</b>



## ADMINISTRATION - Expenditure Summary

FY 2025-26



### Department Programs

#### Program 1002040: COMMUNITY PROMOTION

Expenditure Summary	FY 2022-23 Actual	FY 2023-24 Actual	FY 2024-25 Budget	FY 2024-25 Projection	FY 2025-26 Proposed	\$ Inc/-Dec	%
Personnel Services	281,912	442,080	561,131	556,132	412,792	-148,339	-26.4%
Maintenance & Operations	96,502	98,354	214,963	190,063	205,137	-9,826	-4.6%
Allocated Costs	51,796	60,614	75,058	75,058	74,875	-183	-0.2%
Capital and Non-Capital Project	0	42,844	23,000	23,433	20,000	-3,000	-13.0%
	<b>\$430,210</b>	<b>\$643,892</b>	<b>\$874,152</b>	<b>\$844,686</b>	<b>\$712,804</b>	<b>-161,348</b>	<b>-18.5%</b>

#### Program 10020401: STATE OF THE CITY

Expenditure Summary	FY 2022-23 Actual	FY 2023-24 Actual	FY 2024-25 Budget	FY 2024-25 Projection	FY 2025-26 Proposed	\$ Inc/-Dec	%
Personnel Services	0	733	1,100	1,100	1,100	0	0.0%
Maintenance & Operations	63,021	87,710	100,000	100,000	110,000	10,000	10.0%
	<b>\$63,021</b>	<b>\$88,443</b>	<b>\$101,100</b>	<b>\$101,100</b>	<b>\$111,100</b>	<b>10,000</b>	<b>9.9%</b>

#### Program 10020402: COMMUNITY SERVICES CORPS

Expenditure Summary	FY 2022-23 Actual	FY 2023-24 Actual	FY 2024-25 Budget	FY 2024-25 Projection	FY 2025-26 Proposed	\$ Inc/-Dec	%
Maintenance & Operations	21,791	19,905	26,800	21,038	0	-26,800	-100.0%
	<b>\$21,791</b>	<b>\$19,905</b>	<b>\$26,800</b>	<b>\$21,038</b>	<b>\$0</b>	<b>-26,800</b>	<b>-100.0%</b>



## ADMINISTRATION - Expenditure Summary

FY 2025-26



### Department Programs

#### Program 10020403: CHINO CHANNEL 3

Expenditure Summary	FY 2022-23 Actual	FY 2023-24 Actual	FY 2024-25 Budget	FY 2024-25 Projection	FY 2025-26 Proposed	\$ Inc/-Dec	%
Personnel Services	137,050	148,264	200,874	200,871	184,568	-16,306	-8.1%
Maintenance & Operations	29,456	37,496	53,015	47,305	61,705	8,690	16.4%
Allocated Costs	6,102	4,197	21,959	21,959	18,902	-3,057	-13.9%
Capital and Non-Capital Project	26,816	151,988	60,000	98,048	0	-60,000	-100.0%
	<b>\$199,424</b>	<b>\$341,945</b>	<b>\$335,848</b>	<b>\$368,183</b>	<b>\$265,175</b>	<b>-70,673</b>	<b>-21.0%</b>

#### Program 1009020: ECONOMIC DEVELOPMENT

Expenditure Summary	FY 2022-23 Actual	FY 2023-24 Actual	FY 2024-25 Budget	FY 2024-25 Projection	FY 2025-26 Proposed	\$ Inc/-Dec	%
Personnel Services	225,187	330,373	585,249	489,946	556,039	-29,210	-5.0%
Maintenance & Operations	74,696	91,426	203,041	198,366	323,056	120,015	59.1%
Allocated Costs	118,420	137,067	155,546	155,546	166,579	11,033	7.1%
Capital Outlay/Improvements	0	6,949	0	0	0	0	0.0%
Capital and Non-Capital Project	2,859,784	3,095,228	3,105,000	3,421,972	3,778,000	673,000	21.7%
	<b>\$3,278,087</b>	<b>\$3,661,043</b>	<b>\$4,048,836</b>	<b>\$4,265,830</b>	<b>\$4,823,674</b>	<b>774,838</b>	<b>19.1%</b>

#### Program 34520404: PUBLIC, EDUCATION, GOVT.

Expenditure Summary	FY 2022-23 Actual	FY 2023-24 Actual	FY 2024-25 Budget	FY 2024-25 Projection	FY 2025-26 Proposed	\$ Inc/-Dec	%
Capital Outlay/Improvements	0	0	0	0	60,000	60,000	100.0%
Capital and Non-Capital Project	0	0	0	0	75,000	75,000	100.0%
	<b>\$0</b>	<b>\$0</b>	<b>\$0</b>	<b>\$0</b>	<b>\$135,000</b>	<b>135,000</b>	<b>100.0%</b>





## ADMINISTRATION - Expenditure Summary

FY 2025-26



### Department Programs

#### Program 6102050: CENTRAL SERVICES

Expenditure Summary	FY 2022-23 Actual	FY 2023-24 Actual	FY 2024-25 Budget	FY 2024-25 Projection	FY 2025-26 Proposed	\$ Inc/-Dec	%
Personnel Services	1,306,471	1,399,499	1,930,724	1,762,149	1,520,099	-410,625	-21.3%
Maintenance & Operations	1,559,656	1,858,308	2,646,791	2,375,174	2,687,502	40,711	1.5%
Allocated Costs	115,409	147,923	194,030	194,030	225,609	31,579	16.3%
Capital Outlay/Improvements	18,795	62,427	32,000	10,000	32,000	0	0.0%
Capital and Non-Capital Project	7,381	53,740	50,000	23,677	50,000	0	0.0%
	<b>\$3,007,712</b>	<b>\$3,521,897</b>	<b>\$4,853,545</b>	<b>\$4,365,030</b>	<b>\$4,515,210</b>	<b>-338,335</b>	<b>-7.0%</b>

#### Program 61020501: CENTRAL SERVICES ISF

Expenditure Summary	FY 2022-23 Actual	FY 2023-24 Actual	FY 2024-25 Budget	FY 2024-25 Projection	FY 2025-26 Proposed	\$ Inc/-Dec	%
Capital and Non-Capital Project	1,914,052	369,227	420,800	120,541	310,210	-110,590	-26.3%
	<b>\$1,914,052</b>	<b>\$369,227</b>	<b>\$420,800</b>	<b>\$120,541</b>	<b>\$310,210</b>	<b>-110,590</b>	<b>-26.3%</b>



**ADMINISTRATION  
LEGISLATIVE  
Program: 1002000**



Obj/Prj No.	Description	FY 2022-23 Actual	FY 2023-24 Actual	FY 2024-25 Budget	FY 2024-25 Projected	FY 2025-26 Proposed
<b>Personnel Services</b>						
41000	Full-Time Salaries	253,271	355,969	520,199	507,594	559,645
41010	Part-Time Salaries	148,202	85,730	150,553	138,282	185,465
41020	Over-Time Salaries	0	60	0	750	500
41070	Employee Svcs Allocated	250,565	433,821	548,100	548,100	492,834
	<b>Subtotal</b>	<b>652,038</b>	<b>875,580</b>	<b>1,218,852</b>	<b>1,194,726</b>	<b>1,238,444</b>
<b>Maintenance &amp; Operations</b>						
43000	Office Supplies	1,071	975	1,400	1,000	1,400
43030	Postage	162	26	250	50	250
43040	Uniforms	285	0	2,500	1,500	0
43050	Operate Equip/Prgm Supplies	5,228	3,280	5,000	5,000	11,800
43070	Software Licenses/Subscription	0	0	0	0	2,300
43210	Printing & Binding	3,118	7,387	7,750	7,750	7,800
43310	Dues & Publications	57,295	62,176	87,806	81,589	112,662
43315	Mileage Reimbursement	53	51	100	0	100
43320	Training/Education/Mtgs	9,442	31,370	50,665	39,853	55,030
43440	Telephone/I.S.P. Utilities	57	0	600	40	300
43650	Other Contractual	52,000	58,000	108,000	108,000	108,000
	<b>Subtotal</b>	<b>128,711</b>	<b>163,265</b>	<b>264,071</b>	<b>244,782</b>	<b>299,642</b>
<b>Allocated Services</b>						
46000	Central Services Allocated	17,150	26,942	40,361	40,361	37,882
46010	Insurance Allocated	23,845	45,959	63,559	63,559	67,060
46020	Building Allocated	18,136	28,941	21,960	21,960	58,388
	<b>Subtotal</b>	<b>59,131</b>	<b>101,842</b>	<b>125,880</b>	<b>125,880</b>	<b>163,330</b>
<b>Capital and Non-Capital Projects</b>						
N2015	Community Event Support	45,882	27,030	71,196	71,196	83,617
N2021	Council Training Ulloa	3,403	0	0	0	0
N2024	Council Training Lucio	3,140	0	0	0	0
N2026	Comm Event Support Ulloa	5,000	5,000	5,000	5,000	5,000
N2029	Comm Event Support Lucio	5,000	5,000	5,000	5,000	5,000
N2031	Comm Event Support Comstock	5,000	5,000	5,000	5,000	5,000
N2032	Comm Event Support Flores	5,000	5,000	5,000	5,000	5,000
N2033	Comm Event Support Pocock	2,500	0	0	0	0
N2034	Comm Event Support Burton	2,500	5,000	5,000	5,000	5,000
N2045	Council Training Comstock	3,853	0	0	0	0
N2046	Council Training Flores	3,123	0	0	0	0
N2047	Council Training Pocock	3,591	0	0	0	0
N2048	Council Training Burton	962	0	0	0	0
N9008	I.C.S.C. Conference	682	4,736	0	4,880	0
	<b>Subtotal</b>	<b>89,636</b>	<b>56,766</b>	<b>96,196</b>	<b>101,076</b>	<b>108,617</b>
	<b>Total</b>	<b>929,516</b>	<b>1,197,453</b>	<b>1,704,999</b>	<b>1,666,464</b>	<b>1,810,033</b>

## Administration Department

### Program: Legislative - 1002000

#### Code Explanation

Code 41000:	Provides for the cost of full-time salaries. Salary allocations include 10% of City Manager, 10% of Assistant City Manager, 50% of Deputy City Manager, 20% of Assistant to the City Manager, 15% of City Clerk, 10% of Deputy City Clerk, 10% of City Clerk Records Technician, 40% of Communications Manager, 100% of Council Liaison, 20% of Management Aide, 10% of Management Analyst, 100% of Management Assistant, and 30% of Public Information Officer. Increase (\$39,446) in FY 25-26 is due to salary allocation changes.
Code 41010:	Provides for the cost of Mayor and City Council stipends as well as cost for part-time personnel. Increase (\$34,912) in FY 25-26 is due to Council approved new monthly compensation for the Mayor and each Council Member, per Ordinance No. 2024-011.
Code 41020:	Provides for overtime salaries. Increase (\$500) in FY 25-26 due to the addition of overtime pay for Deputy City Clerk to attend Council Meetings and Workshops.
Code 41070:	Provides for employee allocation.
Code 43000:	Provides <b>(\$1,400)</b> for the purchase of general office supplies.
Code 43030:	Provides <b>(\$250)</b> for program postage costs and mail service.
Code 43050:	Provides <b>(\$11,800)</b> for the purchase or replacement of small office equipment, program/chamber supplies, florist, name badges/plates, closed session meeting supplies/meals, home beautification signs and pens, Council shirts and jackets, and community recognition plaques, tiles, and frames. Increase (\$6,800) in FY 25-26 is due to anticipated increase in supply costs, transfer of ceremonial items from Community Promotion to Legislative, and transfer of budget allocation from object code 43040.
Code 43070:	Provides <b>(\$2,300)</b> for software and subscriptions including CapitalTrack (\$2,000) and other subscriptions as needed (\$300). Increase (\$2,300) in FY 25-26 is due to transfer of software subscriptions from Community Promotion to Legislative.
Code 43210:	Provides <b>(\$7,800)</b> for the printing of letterhead, stationery, business cards, business card restock fees, other ceremonial documents/folders, and other costs incurred with newly elected council members.
Code 43310:	Provides <b>(\$112,662)</b> for ICSC Public Institution Dues (\$350), the League of California Cities (\$28,798) as well as the League of California Cities Inland Empire Chapter Membership (\$800), general assessment dues for the San Bernardino Council of Governments SBCOG (\$58,614), Southern California Association of Governments (\$14,627), and the National League of Cities (\$9,473). Increase (\$24,856) in FY 25-26 is due to change in assessment formulas which correspondingly increases the City's annual dues to the San Bernardino Council of Governments and the addition of the National League of Cities.
Code 43315:	Provides <b>(\$100)</b> for mileage reimbursement for travel related to city business.
Code 43320:	Provides <b>(\$55,030)</b> for Council Members' training, travel, education, meeting, conference, and workshop expenses including the Mayor's Prayer Breakfast (\$400), Annual Its Needed Conference (\$2,400), five Council Members to attend League of CA Cities Events (\$10,500), ICSC Membership and Conferences (\$4,880), hotels, flights, and meals for three events among the five Council Members (\$9,500), the San Bernardino City/County Conference (\$3,300), the Southern California Water Coalition (\$3,000), the National Association of Latino Elected and Appointed Officials (\$9,225), Association of California Water Agencies (\$6,825) and other training and educational events as needed (\$5,000). Increase (\$4,365) in FY 25-26 is due to cost increases, as well as additional trainings and meetings including events that will require travel (e.g., the League of CA Cities Mayors and Council Members Academy).

**Administration Department****Program: Legislative – 1002000 (Continued)****Code Explanation**

Code 43440: Provides (**\$300**) for utilities communication accessories. Decrease (\$300) in FY 25-26 is due to a decrease in needs for utilities communication accessories.

Code 43650: Provides (**\$108,000**) for Federal and State Advocacy Services.

Code 46000: Provides for Central Services allocation.

Code 46010: Provides for Insurance allocation.

Code 46020: Provides for Building allocation.

## Administration Department

### Program: Legislative – 1002000 (Continued)

Project N2015: Community Event Support:

Total Project Cost: **\$83,617**- Part-time salary expenses are overseen by Community Services and are utilized to support non-citywide community events including. Increase (\$12,421) in FY 25-26 is due to cost increases associated with each event.

- Kiwanis Summer Concerts in the Park
- Making Strides
- Kiwanis Car Show
- Saturday Night Fight
- Chino Chamber Business Expo
- Chino Invitational Band Review
- Gobbler Gloves Boxing Show
- Chino Community Center Corp. Art Uncorked Event
- Make a Child Smile
- Chino Valley Back-to-School Giveaway Event
- Chino Valley Thanksgiving Meal Giveaway
- Chino Neighborhood House Giveaway
- Rancho del Chino Rotary Christmas
- Human Trafficking Walk
- Run for Russ 5K
- Boxing Banquet
- Chino Youth Museum 5K
- Chamber Taste of the Chino Valley
- Steppin Up
- Rancho del Chino Bingo
- National Day of Prayer
- Cinco De Mayo-Our Lady of Guadalupe
- American Legion Memorial Day
- Pioneer Picnic
- Chino Youth Museum Bingo
- 4<sup>th</sup> District Supervisor Event(s)
- YMCA Reindeer Romp
- Soroptimist Brew and Chew
- Kiwanis Summer Concerts
- Pop Up City Council Events
- Special Needs Event

Project N9008: ICSC Conference:

Only used for tracking costs associated with the Las Vegas, Nevada International Council of Shopping Centers (ICSC) Conference. Actual expenditures will come from training/education/meetings budget.



**ADMINISTRATION  
ATTORNEY SERVICES  
Program: 1002010**



Obj/Prj No.	Description	FY 2022-23 Actual	FY 2023-24 Actual	FY 2024-25 Budget	FY 2024-25 Projected	FY 2025-26 Proposed
<b>Maintenance &amp; Operations</b>						
43500	City Atty Services	63,333	62,455	70,000	65,000	314,750
	<b>Subtotal</b>	<b>63,333</b>	<b>62,455</b>	<b>70,000</b>	<b>65,000</b>	<b>314,750</b>
	<b>Total</b>	<b>63,333</b>	<b>62,455</b>	<b>70,000</b>	<b>65,000</b>	<b>314,750</b>

**Administration Department**

Program: Attorney Services - 1002010

**Code Explanation**

Code 43500: Provides (**\$314,750**) for City Attorney General Legal Services. Increase in FY25-26 is due to reallocation of City Attorney Services from the departments budget to a centralized program, with the exception of Enterprise or Internal Service Fund related attorney services. The breakdown for each departments budget is as follows:

Administration:	\$ 77,000
Finance:	\$ 14,000
Police:	\$ 40,000
Dev. Services:	\$111,500
Public Works:	\$ 67,250
Comm. Services:	\$ 5,000





**ADMINISTRATION**  
**CITY MANAGER**  
**Program: 1002020**



Obj/Prj No.	Description	FY 2022-23 Actual	FY 2023-24 Actual	FY 2024-25 Budget	FY 2024-25 Projected	FY 2025-26 Proposed
<b>Personnel Services</b>						
41000	Full-Time Salaries	265,510	269,024	376,417	359,028	468,540
41010	Part-Time Salaries	26,589	9,289	25,917	0	25,917
41020	Over-Time Salaries	851	0	0	0	0
41070	Employee Svcs Allocated	186,632	214,603	239,966	239,966	210,843
	<b>Subtotal</b>	<b>479,582</b>	<b>492,916</b>	<b>642,300</b>	<b>598,994</b>	<b>705,300</b>
<b>Maintenance &amp; Operations</b>						
43000	Office Supplies	689	627	1,500	1,000	1,500
43030	Postage	55	24,656	250	100	250
43050	Operate Equip/Prgrm Supplies	147	1,161	700	700	700
43210	Printing & Binding	157	45,092	300	300	300
43310	Dues & Publications	484	346	3,805	756	4,090
43315	Mileage Reimbursement	0	159	200	125	200
43320	Training/Education/Mtgs	13,198	15,716	20,758	15,641	27,858
43440	Telephone/I.S.P. Utilities	0	29	130	0	130
43650	Other Contractual	449,646	576,398	1,572,429	1,497,902	847,608
	<b>Subtotal</b>	<b>464,376</b>	<b>664,184</b>	<b>1,600,072</b>	<b>1,516,524</b>	<b>882,636</b>
<b>Allocated Services</b>						
46000	Central Services Allocated	29,142	29,288	56,686	56,686	81,670
46010	Insurance Allocated	23,390	28,788	42,245	42,245	44,502
46020	Building Allocated	48,005	53,673	36,796	36,796	88,749
	<b>Subtotal</b>	<b>100,537</b>	<b>111,749</b>	<b>135,727</b>	<b>135,727</b>	<b>214,921</b>
<b>Capital and Non-Capital Projects</b>						
MS262	Animal Resource Center	0	0	0	1,000,000	1,920,000
N2230	Budget Communications Project	29,231	99,000	0	0	0
N2231	Special Mtgs/Trngs/Education Events	0	0	15,500	15,500	15,500
N9008	I.C.S.C. Conference	1,802	2,518	0	3,695	0
	<b>Subtotal</b>	<b>31,033</b>	<b>101,518</b>	<b>15,500</b>	<b>1,019,195</b>	<b>1,935,500</b>
<b>Total</b>		<b>1,075,528</b>	<b>1,370,367</b>	<b>2,393,599</b>	<b>3,270,440</b>	<b>3,738,357</b>

## Administration Department

### Program: City Manager – 1002020

#### Code Explanation

Code 41000:	Provides for the cost of full-time salaries. Salary allocations include 40% of City Manager, 10% of Assistant City Manager, 50% of Deputy City Manager, 80% of Assistant to the City Manager, 10% of Deputy City Clerk, 10% of City Clerk Records Technician, 10% of Communications Manager, 10% of Management Aide, and 50% of Management Analyst. Increase (\$92,123) in FY 25-26 due to salary allocation changes.
Code 41010:	Provides for part-time salaries.
Code 41070:	Provides for employee allocation.
Code 43000:	Provides ( <b>\$1,500</b> ) for the purchase of general office supplies.
Code 43030:	Provides ( <b>\$250</b> ) for postage costs and mail service.
Code 43050:	Provides ( <b>\$700</b> ) for the purchase of office equipment and program supplies.
Code 43210:	Provides ( <b>\$300</b> ) for the printing of program materials such as letterhead, stationery, and business cards.
Code 43310:	Provides ( <b>\$4,090</b> ) for the cost of annual membership dues, subscriptions, and publications for the City Manager and staff including newspaper subscriptions (\$260), ICSC Memberships (\$350), ICMA Memberships (\$2,105), MMASC Membership (\$375), and additional memberships as needed (\$1,000). Increase (\$285) in FY 25-26 is due to increase in membership fees.
Code 43315:	Provides ( <b>\$200</b> ) for mileage reimbursement for travel related to city business.
Code 43320:	Provides ( <b>\$27,858</b> ) for the cost of attendance to regional association conferences and trainings, local professional organization meetings, and luncheons. This includes three registrations for three League of California Cities events, costs for hotels, flights, meals, and transportation at those events, ICSC Conference Registration, ICSC Conference hotel, flights, meals, and transportation, San Bernardino County/City Conference, ICMA Annual Conference Registration, ICMA Conference hotel, flight, meals, and transportation, MMASC Conference Registration, MMASC Conference hotel, meals, and transportation, and additional trainings and education opportunities as needed (\$2,000). Increase (\$7,100) in FY 25-26 is due to increase in staff attending conferences and trainings, as well as cost increases associated with each conference.
Code 43440:	Provides ( <b>\$130</b> ) for utilities communication accessories.
Code 43650:	Provides ( <b>\$847,608</b> ) for Other Contractual services including Security Services at City Hall, the Senior Center, and Carolyn Owens Community Center (\$252,071), the Chino Valley Unified School District Crossing Guard Services (\$387,537), grant writing consultant services (\$72,000), public outreach consultant services (\$36,000), and as-needed project funds (\$100,000). Decrease (\$724,821) in FY 25-26 is due to the Humane Society of Pomona Valley contract no longer being renewed.
Code 46000:	Provides for Central Services allocation.
Code 46010:	Provides for Insurance allocation.
Code 46020:	Provides for Building allocation.

**Administration Department**

Program: City Manager – 1002020 (Cont.)

**Non-Capital Projects:**

Project N2041:	Aviation Acoustic Study:	Expenditure to study Ontario Airport Aviation noise impacts.
Project N9008:	ICSC Conference:	Only used for tracking costs associated with the Las Vegas, Nevada International Council of Shopping Centers (ICSC) Conference. Actual expenditures will come from respective training/education/meetings budgets.
Project N2231	Special Events/Trainings:	Expenditures (\$15,500) for special trainings, workshops, educational events, and meetings.
Project MS262	Animal Resource Center:	Expenditures for the Animal Resource Center capital and operating costs.



**This page left intentionally blank.**



**ADMINISTRATION  
OFFICE OF INNOVATION  
Program: 1002025**



Obj/Prj No.	Description	FY 2022-23 Actual	FY 2023-24 Actual	FY 2024-25 Budget	FY 2024-25 Projected	FY 2025-26 Proposed
<b>Personnel Services</b>						
41000	Full-Time Salaries	0	0	0	0	142,500
41070	Employee Svcs Allocated	0	0	0	0	64,125
	<b>Subtotal</b>	<b>0</b>	<b>0</b>	<b>0</b>	<b>0</b>	<b>206,625</b>
<b>Maintenance &amp; Operations</b>						
43000	Office Supplies	0	0	0	0	500
43050	Operate Equip/Prgm Supplies	0	0	0	0	1,000
43070	Software Licenses/Subscription	0	0	0	0	4,000
43210	Printing & Binding	0	0	0	0	1,000
43310	Dues & Publications	0	0	0	0	500
43320	Training/Education/Mtgs	0	0	0	0	6,000
43650	Other Contractual	0	0	0	0	25,000
	<b>Subtotal</b>	<b>0</b>	<b>0</b>	<b>0</b>	<b>0</b>	<b>38,000</b>
<b>Allocated Services</b>						
46000	Central Services Allocated	0	0	0	0	6,025
46010	Insurance Allocated	0	0	0	0	12,825
46020	Building Allocated	0	0	0	0	11,166
	<b>Subtotal</b>	<b>0</b>	<b>0</b>	<b>0</b>	<b>0</b>	<b>30,016</b>
	<b>Total</b>	<b>0</b>	<b>0</b>	<b>0</b>	<b>0</b>	<b>274,641</b>

## Administration Department

Program: Office of Innovation – 1002025

### Code Explanation

Code 41000:	Provides for the cost of full-time salaries. Salary allocations include 100% of Strategic Initiatives Manager.
Code 41070:	Provides for employee allocation.
Code 43000:	Provides <b>(\$500)</b> for the purchase of general office supplies.
Code 43050:	Provides <b>(\$1,000)</b> for the purchase of office equipment and program supplies.
Code 43070:	Provides <b>(\$4,000)</b> for software and subscriptions including Miro Software (\$1,500), Project Management (\$1,500), and additional software licenses as needed (\$1,000).
Code 43210:	Provides <b>(\$1,000)</b> for the printing of program materials such as business cards, folders, and booklets.
Code 43310:	Provides <b>(\$500)</b> for the cost of annual membership dues, subscriptions, and publications.
Code 43320:	Provides <b>(\$6,000)</b> for the cost of attendance to Project Management Conference (\$3,500), Accela Training (\$500), and additional trainings as needed (\$2,000).
Code 43650:	Provides <b>(\$25,000)</b> for Other Contractual services, as needed.
Code 46000:	Provides for central services allocated.
Code 46010:	Provides for insurance allocated.
Code 46020:	Provides for building allocated.



**ADMINISTRATION  
CITY CLERK  
Program: 1002030**



Obj/Prj No.	Description	FY 2022-23 Actual	FY 2023-24 Actual	FY 2024-25 Budget	FY 2024-25 Projected	FY 2025-26 Proposed
<b>Personnel Services</b>						
41000	Full-Time Salaries	184,685	286,827	392,690	379,087	330,605
41010	Part-Time Salaries	11,542	0	0	0	0
41020	Over-Time Salaries	0	664	0	1,479	3,000
41070	Employee Svcs Allocated	133,135	212,914	250,340	250,340	148,772
	<b>Subtotal</b>	<b>329,362</b>	<b>500,405</b>	<b>643,030</b>	<b>630,906</b>	<b>482,377</b>
<b>Maintenance &amp; Operations</b>						
43000	Office Supplies	1,404	1,740	2,500	2,000	2,500
43030	Postage	388	305	500	500	500
43050	Operate Equip/Prgrm Supplies	465	633	950	950	950
43070	Software Licenses/Subsorption	0	25,565	29,226	26,247	28,942
43200	Advertisement/ Legal Notices	20,364	14,860	20,600	20,600	20,600
43210	Printing & Binding	6,897	6,514	8,200	8,200	8,200
43310	Dues & Publications	621	1,152	1,300	1,300	1,310
43315	Mileage Reimbursement	15	229	300	100	100
43320	Training/Education/Mtgs	3,333	5,662	6,200	6,200	8,500
43650	Other Contractual	117,537	10,346	117,001	112,114	6,300
	<b>Subtotal</b>	<b>151,024</b>	<b>67,006</b>	<b>186,777</b>	<b>178,211</b>	<b>77,902</b>
<b>Allocated Services</b>						
46000	Central Services Allocated	13,721	15,971	21,250	21,250	13,819
46010	Insurance Allocated	12,855	25,627	41,232	41,232	29,754
46020	Building Allocated	11,415	17,349	14,246	14,246	25,907
	<b>Subtotal</b>	<b>37,991</b>	<b>58,947</b>	<b>76,728</b>	<b>76,728</b>	<b>69,480</b>
<b>Capital and Non-Capital Projects</b>						
N2230	Budget Communications Project	0	88,623	0	0	0
	<b>Subtotal</b>	<b>0</b>	<b>88,623</b>	<b>0</b>	<b>0</b>	<b>0</b>
	<b>Total</b>	<b>518,377</b>	<b>714,981</b>	<b>906,535</b>	<b>885,845</b>	<b>629,759</b>



## Administration Department

Program: City Clerk - 1002030

### Code Explanation

Code 41000:	Provides for the cost of full-time salaries. Salary allocations include 10% of City Manager, 10% of Assistant City Manager, 55% of City Clerk, 80% of Deputy City Clerk, 80% of City Clerk Records Technician, 10% of Communications Manager, 10% of Management Aide, and 10% of Management Analyst. Decrease (\$62,085) in FY 25-26 due to salary allocation changes.
Code 41020:	Provides for overtime salaries. Increase (\$3,000) in FY 25-26 due to the addition of overtime pay for Deputy City Clerk to attend Council Meetings and Workshops.
Code 41070:	Provides for employee allocation.
Code 43000:	Provides <b>(\$2,500)</b> for the purchase of general office supplies.
Code 43030:	Provides <b>(\$500)</b> for program postage costs and mail service.
Code 43050:	Provides <b>(\$950)</b> for program supplies and food for the annual Student Government Day.
Code 43070:	Provides <b>(\$28,942)</b> for software and subscriptions including FPPC Disclosure Automation Services (\$6,900), Contract Automation (\$7,000), and Public Records Request software (\$15,042).
Code 43200:	Provides <b>(\$20,600)</b> for legal advertising in the Chino Champion. These advertisements are legal requirements and notify the public of action items that will be brought for City Council consideration at a public meeting.
Code 43210:	Provides <b>(\$8,200)</b> for codification of the Chino Municipal Code (CMC) to reflect changes in city ordinances and ongoing maintenance of the CMC on the MuniCode website (\$7,500). Printing of business cards and name plate expenditures are also budgeted in this account which may be changed due to rebranding (\$700).
Code 43310:	Provides <b>(\$1,310)</b> for printed publications and professional membership dues including the International Institute of Municipal Clerks (\$370), the City Clerks Association of California (\$500), the Association of Records Managers and Administrators (\$230), notary renewal (\$110), and physical updated copies of the California Elections Code (\$100).
Code 43315:	Provides <b>(\$100)</b> for mileage reimbursement. Decrease (\$200) in FY 25-26 is due to decrease in mileage reimbursement needs.
Code 43320:	Provides <b>(\$8,500)</b> for attendance to the City Clerk's annual conferences, professional associations, and election workshops including the City Clerk's Association of California Annual Conference (\$2,000), Technical Training for Clerks (\$4,000), League of California Cities New Law Conference (\$1,500), and additional trainings as needed (\$1,000). Increase (\$2,300) in FY 25-26 is due to cost increases.
Code 43650:	Provides <b>(\$6,300)</b> for Records Management Services (\$600), Records Destruction Shredding Services (\$5,000), and additional services as needed (\$700). Decrease (\$110,701) in FY 25-26 is due to no elections during this fiscal year, and therefore, no need to budget for any costs associated with elections.
Code 46000:	Provides for central services allocated.
Code 46010:	Provides for insurance allocated.
Code 46020:	Provides for building allocated.



**ADMINISTRATION  
COMMUNITY PROMOTION  
Program: 1002040**



Obj/Prj No.	Description	FY 2022-23 Actual	FY 2023-24 Actual	FY 2024-25 Budget	FY 2024-25 Projected	FY 2025-26 Proposed
<b>Personnel Services</b>						
41000	Full-Time Salaries	162,599	244,768	339,622	334,623	281,236
41010	Part-Time Salaries	8,219	0	5,000	5,000	5,000
41020	Over-Time Salaries	90	0	0	0	0
41070	Employee Svcs Allocated	111,004	197,312	216,509	216,509	126,556
	<b>Subtotal</b>	<b>281,912</b>	<b>442,080</b>	<b>561,131</b>	<b>556,132</b>	<b>412,792</b>
<b>Maintenance &amp; Operations</b>						
43000	Office Supplies	1,849	926	3,400	900	3,000
43030	Postage	296	346	35,375	30,764	32,000
43040	Uniforms	0	0	375	375	0
43050	Operate Equip/Prgm Supplies	11,897	10,677	19,738	19,723	17,705
43070	Software Licenses/Subscription	52,853	59,712	71,827	68,000	71,684
43200	Advertisement/ Legal Notices	323	312	2,100	0	1,500
43210	Printing & Binding	959	931	52,600	37,965	42,600
43240	Facility Rental	0	0	0	458	500
43310	Dues & Publications	343	315	1,643	1,643	1,493
43315	Mileage Reimbursement	15	33	100	50	100
43320	Training/Education/Mtgs	2,288	1,761	5,550	7,930	12,100
43440	Telephone/I.S.P. Utilities	546	1,922	2,255	2,255	2,455
43650	Other Contractual	25,133	21,419	20,000	20,000	20,000
	<b>Subtotal</b>	<b>96,502</b>	<b>98,354</b>	<b>214,963</b>	<b>190,063</b>	<b>205,137</b>
<b>Allocated Services</b>						
46000	Central Services Allocated	12,891	14,721	21,055	21,055	15,202
46010	Insurance Allocated	17,238	23,996	36,185	36,185	25,761
46020	Building Allocated	21,667	21,897	17,818	17,818	33,912
	<b>Subtotal</b>	<b>51,796</b>	<b>60,614</b>	<b>75,058</b>	<b>75,058</b>	<b>74,875</b>
<b>Capital and Non-Capital Projects</b>						
MS252	Utility Box Art Project	0	0	23,000	23,000	20,000
N2230	Budget Communications Project	0	42,844	0	433	0
	<b>Subtotal</b>	<b>0</b>	<b>42,844</b>	<b>23,000</b>	<b>23,433</b>	<b>20,000</b>
	<b>Total</b>	<b>430,210</b>	<b>643,892</b>	<b>874,152</b>	<b>844,686</b>	<b>712,804</b>

## Administration Department

### Program: Community Promotion - 1002040

#### Code Explanation

Code 41000:	Provides for the cost of full-time salaries. Salary allocations include 10% of City Manager, 10% of Assistant City Manager, 40% of Communications Manager, 60% of Management Aide, 10% of Management Analyst, and 70% of Public Information Officer. Decrease (\$58,386) in FY 25-26 due to salary allocation changes.
Code 41010:	Provides for part-time salaries.
Code 41070:	Provides for employee allocation.
Code 43000:	Provides ( <b>\$3,000</b> ) for the purchase of general office supplies. Decrease (\$400) in FY 25-26 is due to a decrease in office supply needs under Community Promotion.
Code 43030:	Provides ( <b>\$32,000</b> ) for program postage costs and mail services. Decrease (\$3,375) in FY 25-26 is due to the anticipated decrease of annual cost for postage for the City of Chino Newsletter.
Code 43050:	Provides ( <b>\$17,705</b> ) for the cost of operating equipment and program supplies. This includes city marketing, advertisements, and promotional items (\$10,000); staff shirts (\$375); birthday and annual Christmas cards (\$3,800); senior center birthday cakes (\$430); and additional supplies as needed (\$3,100). Decrease (\$2,175) in FY 25-26 is due transfer of ceremonial items from Community Promotion to Legislative.
Code 43070:	Provides ( <b>\$71,684</b> ) for software and mobile apps including Constant Contact (\$1,510), Canva (\$205), music licenses with three vendors so licensed music can be played at public events (\$4,440), Airtable (\$900), Hootsuite (\$1,200), Design Pickle (\$7,800), Pollunit (\$50), SeeClickFix Mobile Application (\$51,000), TVEyes (\$2,400), ChatGPT (\$240), CupCut (\$300), and \$1,639 for additional software programs or services as needed. Decrease (\$143) in FY 25-26 is due to transfer of software license from Community Promotion to Legislative.
Code 43200:	Provides ( <b>\$1,500</b> ) for advertisements in the local publications, miscellaneous marketing notices, as well as social media and online advertising. Decrease (\$600) in FY 25-26 is due to a decrease in advertisement needs.
Code 43210:	Provides ( <b>\$42,600</b> ) for printing, distribution, and production of various marketing materials, pull-up banners, and all other reprints, publications, brochures, and reference guides. Decrease (\$10,000) in FY 25-26 is due to anticipated decrease in cost for the printing of the City of Chino Newsletter.
Code 43240:	Provides ( <b>\$500</b> ) for facility rental, as needed. Increase (\$500) in FY 25-26 due to anticipated ongoing facility rental needs.
Code 43310:	Provides ( <b>\$1,493</b> ) for membership dues to various professional associations including the California Public Information Officials (\$550) and City-County Communications and Marketing Association (\$943). Decrease (\$150) in FY 25-26 is due to membership costs for Deputy City Manager to MMASC budgeted under City Manager.
Code 43315:	Provides ( <b>\$100</b> ) for mileage reimbursement.
Code 43320:	Provides ( <b>\$12,100</b> ) for training, education, and meetings including the State of the County (\$120), CAPIO workshop (\$55), Conferences (\$10,500), Government Social Media Conference Virtual Pass (\$375), neighboring State of the Cities (\$90), and (\$960) for additional workshops and education events as needed. Increase (\$6,550) in FY 25-26 is due to the anticipated increase in conference registration cost and to help accommodate conferences/workshop attendance for additional personnel.

## Administration Department

### Program: Community Promotion – 1002040 (Cont.)

Code 43440: Provides **(\$2,455)** the purchase of tablet accessories and monthly expenses for cable services. Increase (\$200) in FY 25-26 is due to anticipated increase in cost for the monthly cable services.

Code 43650: Provides **(\$20,000)** for ongoing graphic design services.

Code 46000: Provides for central services allocated.

Code 46010: Provides for insurance allocated.

Project MS252 Utility Box Art Project: Expenditures (\$20,000) for the City of Chino Utility Box Art Project. Decrease (\$3,000) in FY 25-26 is due to the anticipated cost to complete the project.



**This page left intentionally blank.**



**ADMINISTRATION  
STATE OF THE CITY  
Program: 10020401**



Obj/Prj No.	Description	FY 2022-23 Actual	FY 2023-24 Actual	FY 2024-25 Budget	FY 2024-25 Projected	FY 2025-26 Proposed
<b>Personnel Services</b>						
41010	Part-Time Salaries	0	733	1,100	1,100	1,100
	<b>Subtotal</b>	<b>0</b>	<b>733</b>	<b>1,100</b>	<b>1,100</b>	<b>1,100</b>
<b>Maintenance &amp; Operations</b>						
40000	Project Budget	0	0	100,000	100,000	110,000
43000	Office Supplies	22	0	0	0	0
43050	Operate Equip/Prgm Supplies	12,428	11,048	0	0	0
43070	Software Licenses/Subscription	499	0	0	0	0
43210	Printing & Binding	1,527	1,453	0	0	0
43300	Refund-Reimburse-Sponsorship	250	0	0	0	0
43650	Other Contractual	48,295	75,209	0	0	0
	<b>Subtotal</b>	<b>63,021</b>	<b>87,710</b>	<b>100,000</b>	<b>100,000</b>	<b>110,000</b>
	<b>Total</b>	<b>63,021</b>	<b>88,443</b>	<b>101,100</b>	<b>101,100</b>	<b>111,100</b>

**Administration Department**

Sub-program: State of the City - 10020401

Code Explanation

Code 46020: Provides for building allocated.

Code 40000: Provides (**\$110,000**) for the program supplies related to the State of the City event such as plaques, etching, favors, printing, annual business awards, certificates, centerpieces, and contracted services such as catering and videography. Increase (\$10,000) in FY 25-26 is due to the anticipated increase in cost and services.

Code 41010: Provides (**\$1,100**) for part-time front counter coverage during events.





**ADMINISTRATION  
COMMUNITY SERVICES CORPS  
Program: 10020402**



Obj/Prj No.	Description	FY 2022-23 Actual	FY 2023-24 Actual	FY 2024-25 Budget	FY 2024-25 Projected	FY 2025-26 Proposed
<b>Maintenance &amp; Operations</b>						
40000	Project Budget	0	0	26,800	0	0
43030	Postage	0	148	0	110	0
43050	Operate Equip/Pgrm Supplies	19,691	7,833	0	8,661	0
43070	Software Licenses/Subscription	2,100	2,100	0	2,100	0
43210	Printing & Binding	0	99	0	206	0
43230	Equipment & Misc Rental	0	778	0	681	0
43240	Facility Rental	0	200	0	300	0
43650	Other Contractual	0	8,747	0	8,980	0
<b>Subtotal</b>		<b>21,791</b>	<b>19,905</b>	<b>26,800</b>	<b>21,038</b>	<b>0</b>
<b>Total</b>		<b>21,791</b>	<b>19,905</b>	<b>26,800</b>	<b>21,038</b>	<b>0</b>

**Administration Department**

Sub-program: Community Services Corps. (Volunteer Program) - 10020402

**Code Explanation**

Code 40000: Provides **(\$0)** for costs related to the Volunteer Corps Supplies and software to monitor volunteer hours and shifts (\$7,000), annual Volunteer Corps Dinner (\$14,300), Chino Cares Program (\$5,500). Decrease (\$26,800) in FY 25-26 is due to transfer of program budget from Administration to Community Services Parks and Recreation.



**ADMINISTRATION**  
**CHINO CHANNEL 3**  
**Program: 10020403**



Obj/Prj No.	Description	FY 2022-23 Actual	FY 2023-24 Actual	FY 2024-25 Budget	FY 2024-25 Projected	FY 2025-26 Proposed
<b>Personnel Services</b>						
41000	Full-Time Salaries	63,932	66,766	86,964	86,961	86,964
41010	Part-Time Salaries	32,332	38,428	58,470	58,470	58,470
41070	Employee Svcs Allocated	40,786	43,070	55,440	55,440	39,134
	<b>Subtotal</b>	<b>137,050</b>	<b>148,264</b>	<b>200,874</b>	<b>200,871</b>	<b>184,568</b>
<b>Maintenance &amp; Operations</b>						
43000	Office Supplies	192	33	330	200	330
43030	Postage	0	0	150	0	100
43040	Uniforms	0	0	375	375	0
43050	Operate Equip/Prgrm Supplies	7,861	4,036	7,680	6,000	8,055
43070	Software Licenses/Subsorption	1,567	300	1,700	600	1,700
43210	Printing & Binding	0	0	150	50	150
43315	Mileage Reimbursement	0	0	100	0	100
43320	Training/Education/Mtgs	398	497	3,000	3,500	7,000
43440	Telephone/I.S.P. Utilities	0	11,902	12,180	12,291	12,300
43580	Maint/Contract Repair Svcs	19,438	20,728	24,350	21,289	28,970
43650	Other Contractual	0	0	3,000	3,000	3,000
	<b>Subtotal</b>	<b>29,456</b>	<b>37,496</b>	<b>53,015</b>	<b>47,305</b>	<b>61,705</b>
<b>Allocated Services</b>						
46000	Central Services Allocated	6,102	4,197	6,689	6,689	5,813
46010	Insurance Allocated	0	0	15,270	15,270	13,089
	<b>Subtotal</b>	<b>6,102</b>	<b>4,197</b>	<b>21,959</b>	<b>21,959</b>	<b>18,902</b>
<b>Capital and Non-Capital Projects</b>						
C2011	P.E.G. Capital Equipment	0	8,485	60,000	0	0
C2012	P.E.G. Agenda Software Upgrade	26,816	9,037	0	0	0
C2013	P.E.G. Chino 3 Broadcast Room	0	134,466	0	98,048	0
	<b>Subtotal</b>	<b>26,816</b>	<b>151,988</b>	<b>60,000</b>	<b>98,048</b>	<b>0</b>
<b>Total</b>		<b>199,424</b>	<b>341,945</b>	<b>335,848</b>	<b>368,183</b>	<b>265,175</b>

## Administration Department

### Sub Program: Chino Channel 3 - 10020403

#### Code Explanation

Code 41000:	Provides for the cost of full-time salaries. Salary allocations include 100% of Broadcast Coordinator.
Code 41010:	Provides for two Broadcast Associates (100%) part-time salaries.
Code 41070	Provides for employee allocation.
Code 43000:	Provides <b>(\$330)</b> for general office supplies.
Code 43030:	Provides <b>(\$100)</b> for postage costs. Decrease (\$50) in FY 25-26 is due to anticipated decrease in postage needs.
Code 43050:	Provides <b>(\$8,055)</b> for the purchase of operating equipment including computer drives (\$4,100), cameras, lenses, lights, and other audio/visual equipment (\$1,500), staff shirts (\$375), as well as miscellaneous equipment for events as needed (\$2,000), and name plates (\$80).
Code 43070:	Provides <b>(\$1,700)</b> for digital software programs and storage including Motion Array (\$400), Switcher Studio (\$250), and Google Storage (\$110); \$940 will be used for software services as needed through the fiscal year.
Code 43210:	Provides <b>(\$150)</b> for printing services including business cards.
Code 43315:	Provides <b>(\$100)</b> for mileage reimbursement related to travel for city business when city transportation is unavailable.
Code 43320:	Provides <b>(\$7,000)</b> for training, education, and meetings for Chino 3 staff including the National Association of Broadcasters Conference (\$4,000), audio equipment training (\$550), as well as additional trainings and educational events as needed (\$2,450). Increased (\$4,000) in FY 25-26 is to allow for additional training and attendance to conferences throughout the year.
Code 43440:	Provides <b>(\$12,300)</b> for Channel 3 HD broadcasting monthly fee. Increase (\$120) in FY 25-26 is due to the anticipated increase in monthly fees.
Code 43580:	Provides <b>(\$28,970)</b> for annual City website maintenance cost (\$12,370), equipment warranty and priority repair services in the City's Council Chambers (\$12,000), and Tightrope Media Systems maintenance renewal (\$4,600). Increase (\$4,620) in FY 25-26 due to new equipment maintenance needed for the Broadcast Room.
Code 43650:	Provides <b>(\$3,000)</b> for other contractual services, as needed.

## **Administration Department**

### **Sub Program: Chino Channel 3 – 10020403 (Cont.)**

Project C2011: PEG Capital Equipment New Project - Used to purchase any PEG eligible audio/visual projects that may be needed during the fiscal year.

Project C2013: Chino 3 Broadcast Room Upgrade – Used for the Chino 3 Broadcast Room Upgrade project which will include new equipment purchases, installation, configurations, and training. All expenditures are PEG eligible.



**This page left intentionally blank.**



**ADMINISTRATION  
ECONOMIC DEVELOPMENT  
Program: 1009020**



Obj/Prj No.	Description	FY 2022-23 Actual	FY 2023-24 Actual	FY 2024-25 Budget	FY 2024-25 Projected	FY 2025-26 Proposed
<b>Personnel Services</b>						
41000	Full-Time Salaries	133,619	179,160	331,216	257,796	350,862
41010	Part-Time Salaries	6,543	21,202	42,883	21,000	47,289
41070	Employee Svcs Allocated	85,025	130,011	211,150	211,150	157,888
	<b>Subtotal</b>	<b>225,187</b>	<b>330,373</b>	<b>585,249</b>	<b>489,946</b>	<b>556,039</b>
<b>Maintenance &amp; Operations</b>						
43000	Office Supplies	723	619	1,200	1,200	1,200
43030	Postage	1	313	550	250	250
43040	Uniforms	0	0	600	600	0
43050	Operate Equip/Prgrm Supplies	1,656	9,396	7,000	9,291	9,978
43070	Software Licenses/Subscriptions	0	786	4,568	8,678	9,055
43200	Advertisement/ Legal Notices	18,812	12,500	4,900	4,900	4,900
43210	Printing & Binding	54	1,954	2,500	1,175	1,300
43310	Dues & Publications	10,401	19,215	16,923	21,828	22,078
43315	Mileage Reimbursement	0	326	500	300	300
43320	Training/Education/Mtgs	19,429	16,703	73,300	20,234	149,585
43500	City Atty Services	2,895	5,135	7,000	7,000	0
43650	Other Contractual	20,725	24,479	84,000	122,910	124,410
	<b>Subtotal</b>	<b>74,696</b>	<b>91,426</b>	<b>203,041</b>	<b>198,366</b>	<b>323,056</b>
<b>Allocated Services</b>						
46000	Central Services Allocated	98,065	102,496	102,693	102,693	99,545
46010	Insurance Allocated	11,596	21,767	39,281	39,281	35,834
46020	Building Allocated	8,759	12,804	13,572	13,572	31,200
	<b>Subtotal</b>	<b>118,420</b>	<b>137,067</b>	<b>155,546</b>	<b>155,546</b>	<b>166,579</b>
<b>Capital Outlay/Improvements</b>						
48090	Other Equipment	0	6,949	0	0	0
	<b>Subtotal</b>	<b>0</b>	<b>6,949</b>	<b>0</b>	<b>0</b>	<b>0</b>
<b>Capital and Non-Capital Projects</b>						
N9000	OPA C.H. Ford	142,330	50,267	0	0	0
N9001	OPA T&T Investments	287,130	799,519	744,000	956,939	990,000
N9003	OPA Fisher Scientific	2,415,915	2,214,867	2,360,000	2,400,527	2,500,000
N9005	Recycle Market Development Zone	0	0	1,000	0	1,000
N9008	I.C.S.C. Conference	14,409	30,575	0	64,506	0
R2260	Chino Ford Freeway Sign	0	0	0	0	287,000
	<b>Subtotal</b>	<b>2,859,784</b>	<b>3,095,228</b>	<b>3,105,000</b>	<b>3,421,972</b>	<b>3,778,000</b>
	<b>Total</b>	<b>3,278,087</b>	<b>3,661,043</b>	<b>4,048,836</b>	<b>4,265,830</b>	<b>4,823,674</b>



## Administration Department

### Program: Economic Development - 1009020

#### Code Explanation

Code 41000:	Provides for the cost of full-time salaries. Salary allocations include 30% of Assistant City Manager, 100% of Economic Development Manager, 10% of a Management Analyst, and 100% of a Management Analyst. Increase (\$19,646) in FY 25-26 due to salary allocation changes.
Code 41010:	Provides for part-time salaries. Increase (\$4,406) in FY 25-26 is due to anticipated merit increase for staff.
Code 41070	Provides for employee allocation.
Code 43000:	Provides <b>(\$1,200)</b> for general office supplies.
Code 43030:	Provides <b>(\$250)</b> for program postage costs and mail services. Decrease (\$300) in FY 25-26 is due to anticipated decrease of mail services needed.
Code 43050:	Provides <b>(\$9,978)</b> for the costs of operating equipment for trade shows, conventions, local, regional, staff shirts, and national events as needed. Increase (\$2,978) in FY 25-26 is due to the anticipated purchases of additional promotional items and increase in costs.
Code 43070:	Provides <b>(\$9,055)</b> for software and subscriptions including JotForm (\$1,548), Canva (\$360), Constant Contact (\$660), Miro (\$192), Claritas (\$1,645), HubSpot (\$4,000), The Brown Book (\$250), and ESRI (\$400). Increase (\$4,487) in FY 25-26 is due to the increase in software licenses and subscription needs.
Code 43200:	Provides <b>(\$4,900)</b> for advertisement inserts and legal notice publications in various media outlets related to city business including France Media, Inc. <b>(\$4,900)</b> .
Code 43210:	Provides <b>(\$1,300)</b> for printing and binding services including demographic material. Decrease (\$1,200) FY 25-26 is due to the decrease in printing service needs.
Code 43310:	Provides <b>(\$22,078)</b> for membership and professional service dues including CoStar Group (\$11,835), California Association for Local Economic Development (\$1,190), Team California (\$2,500), ICSC Membership (\$250), and additional professional and Economic Development groups as needed (\$6,303). Increase (\$5,155) in FY 25-26 is in anticipation of membership fee increases, as well as to participate in additional professional associations to expand Economic Development.
Code 43315:	Provides <b>(\$300)</b> for mileage reimbursement when city transportation is unavailable. Decrease (\$200) in FY 25-26 due to a decrease in mileage reimbursement needs.
Code 43320:	Provides <b>(\$149,585)</b> for attendance to various conferences, professional associations, and sponsorships of events including ICSC Western Division (\$9,450), ICSC Las Vegas Conference (\$55,250), Chino Valley Chamber of Commerce Sponsorship (\$75,000), Enterprise Experience Evolution Conference (\$1,600), Project Monster Truck (\$1,500), CALED Growing Economies (\$1,785), NAELO Conference (\$3,000), and additional professional or education meetings, and expenses as needed (i.e., additional staff attendees to ICSC) (\$2,000). Increase (\$76,285) in FY 25-26 is due to anticipated increase in costs and additional attendance to conferences and events among more employees in the Economic Development division to help promote the City of Chino for Economic Development purposes.
Code 43500:	Provides <b>(\$7,000)</b> for City Attorney general legal services for Economic Development.
Code 43630:	Provides for Owner Participation Agreements (OPA's).

## Administration Department

### Program: Economic Development – 1009020 (Cont.)

Code 43650: Provides **(\$124,410)** for contractual services including the design and production of marketing campaign advertisements as well as the cost for graphic design (\$5,610), the cost for Economic Development city banners (\$25,000), façade improvement program (\$20,000), and economic development consultant services (\$65,000), and additional services as needed (\$8,800). Increase (\$40,410) in FY 25-26 is due to anticipated cost increases, as well as additional consulting services to help support economic development efforts.

#### Code Explanation

Code 46000: Provides for Central Services allocation

Code 46010: Provides for Insurance allocation

Code 46020: Provides for Building allocation

#### **Non-Capital Projects:**

Project N9001: OPA T&T Investments  
FY 24-25 Budget: \$744,000

Project N9003: OPA Fisher Scientific  
FY 24-25 Budget: \$2,360,000

Project N9005: Recycle Market Development Zone  
Estimated Expense: \$1,000

Project N9008: ICSC  
Only used for tracking costs associated with the Las Vegas Council of International Shopping Centers (ICSC) Conference and/or San Diego.

Project MS263: Chino Ford Freeway Sign  
Reimbursement to Chino Hills Ford for the cost associated with renovating and updating their freeway sign to read Chino Ford. FY 25-26 \$287,000



**This page left intentionally blank.**



**ADMINISTRATION  
PUBLIC, EDUCATION, GOVT.  
Program: 34520404**



Obj/Prj No.	Description	FY 2022-23 Actual	FY 2023-24 Actual	FY 2024-25 Budget	FY 2024-25 Projected	FY 2025-26 Proposed
<b>Capital Outlay/Improvements</b>						
48090	Other Equipment	0	0	0	0	60,000
	<b>Subtotal</b>	<b>0</b>	<b>0</b>	<b>0</b>	<b>0</b>	<b>60,000</b>
<b>Capital and Non-Capital Projects</b>						
PF262	Channel 3 Production & Film Studio	0	0	0	0	75,000
	<b>Subtotal</b>	<b>0</b>	<b>0</b>	<b>0</b>	<b>0</b>	<b>75,000</b>
	<b>Total</b>	<b>0</b>	<b>0</b>	<b>0</b>	<b>0</b>	<b>135,000</b>

**Administration Department**

Sub-Program: Public, Educational, Govt. Access - 34520404

**Code Explanation**

Code 48090: Provides for the purchase of PEG eligible Capital Equipment.

PF262 Channel 3 Production and Film Studio  
Dedicated space for filming content, recording audio and photography. All expenditures are PEG eligible.  
New Funding FY25-26 \$150,000



**ADMINISTRATION  
CENTRAL SERVICES  
Program: 6102050**



Obj/Prj No.	Description	FY 2022-23 Actual	FY 2023-24 Actual	FY 2024-25 Budget	FY 2024-25 Projected	FY 2025-26 Proposed
<b>Personnel Services</b>						
41000	Full-Time Salaries	717,746	794,228	1,178,763	1,010,188	1,047,999
41010	Part-Time Salaries	12,932	0	0	0	0
41020	Over-Time Salaries	37	0	500	500	500
41070	Employee Svcs Allocated	575,756	605,271	751,461	751,461	471,600
	<b>Subtotal</b>	<b>1,306,471</b>	<b>1,399,499</b>	<b>1,930,724</b>	<b>1,762,149</b>	<b>1,520,099</b>
<b>Maintenance &amp; Operations</b>						
43000	Office Supplies	76,616	73,543	82,000	85,900	86,000
43030	Postage	4,155	4,835	5,315	5,477	5,700
43050	Operate Equip/Prgrm Supplies	1,636	1,252	3,000	3,000	3,000
43060	Computer Equipment <5000	62,211	55,628	79,000	79,000	79,000
43070	Software Licenses/Subscription	346,195	597,751	1,016,005	1,024,457	1,056,685
43080	Telecommunication Equipment	13,929	13,248	15,000	15,314	15,000
43210	Printing & Binding	0	0	50	0	50
43310	Dues & Publications	1,530	1,730	3,630	1,743	1,830
43315	Mileage Reimbursement	0	375	350	100	350
43320	Training/Education/Mtgs	27,810	26,145	54,493	39,927	54,493
43440	Telephone/I.S.P. Utilities	391,523	394,687	432,370	440,600	460,500
43580	Maint/Contract Repair Svcs	561,188	615,821	722,282	482,581	742,894
43585	Repairs/Replacement Parts	0	0	10,000	10,000	10,000
43650	Other Contractual	72,863	73,293	223,296	187,075	172,000
	<b>Subtotal</b>	<b>1,559,656</b>	<b>1,858,308</b>	<b>2,646,791</b>	<b>2,375,174</b>	<b>2,687,502</b>
<b>Allocated Services</b>						
46010	Insurance Allocated	52,367	71,727	123,770	123,770	94,320
46020	Building Allocated	56,093	65,798	60,523	60,523	122,124
46030	Vehicle Allocated	6,949	10,398	9,737	9,737	9,165
	<b>Subtotal</b>	<b>115,409</b>	<b>147,923</b>	<b>194,030</b>	<b>194,030</b>	<b>225,609</b>
<b>Capital Outlay/Improvements</b>						
48060	Photocopiers	18,795	62,427	32,000	10,000	32,000
	<b>Subtotal</b>	<b>18,795</b>	<b>62,427</b>	<b>32,000</b>	<b>10,000</b>	<b>32,000</b>
<b>Capital and Non-Capital Projects</b>						
C2000	Info Tech Strategic Plan	0	51,577	50,000	23,677	50,000
MS204	Executime Project	1,400	0	0	0	0
N2600	Technology Fee Project	0	2,163	0	0	0
N4005	C.O.V.I.D.-19	4,871	0	0	0	0
PK183	Monte Vista Pk Restrmt & Shade	1,110	0	0	0	0
	<b>Subtotal</b>	<b>7,381</b>	<b>53,740</b>	<b>50,000</b>	<b>23,677</b>	<b>50,000</b>
	<b>Total</b>	<b>3,007,712</b>	<b>3,521,897</b>	<b>4,853,545</b>	<b>4,365,030</b>	<b>4,515,210</b>

## Administration Department

### Central Services Fund – 6102050

#### Code Explanation

Code 41000:	Provides for the cost of full-time salaries. Salary allocations include 5% of City Manager, 5% of Assistant City Manager, 5% of City Clerk, 10% of Management Analyst, 100% of Information Technology Specialists II, 100% of Information Technology Analysts, 100% of Senior Information Technology Analyst, 100% of Information Technology Supervisor, and 100% of Information Technology Manager. Decrease (\$130,764) in FY 25-26 due to salary allocation changes.
Code 41020:	Provides for overtime salaries.
Code 41070:	Provides for Employee allocation.
Code 43000:	Provides ( <b>\$86,000</b> ) for Citywide copier and mail machine supplies, including toner, plotter supplies and the cost of copy paper for all Departments. Increase (\$4,000) in FY 25-26 is due to anticipated increase in costs and needs.
Code 43030:	Provides ( <b>\$5,700</b> ) for mail pickup and delivery service (3,000), Post Office Box rental (2,000), permit for bulk mailing (\$360) and postage for computer parts and equipment shipped to the manufacturer for repairs (\$340). Increase (\$385) in FY 25-26 is due to an increase in the annual Post Office Box rental and postage cost.
Code 43050:	Provides ( <b>\$3,000</b> ) for the cost for media supplies, microcomputer supplies, parts and tools necessary for in-house microcomputer maintenance, and support.
Code 43060:	Provides ( <b>\$79,000</b> ) for computer and peripheral equipment replacement and additions, as needed.
Code 43070:	Provides ( <b>\$1,056,685</b> ) software licenses and subscriptions, including Microsoft for Office 365 (\$420,000), Meraki (\$30,000), Legistar City Council meeting software (\$50,000), Planet Bid (\$21,865), and various other software applications for City operations such as GIS portal, virtual machine, including dual authentication software, applicant tracking and onboarding license. Increase (\$32,228) in FY 25-26 is due to additional software/subscriptions, increase in costs, and reallocation of maintenance agreements to software licenses and subscriptions.
Code 43080:	Provides ( <b>\$15,000</b> ) for cable drops and network cabling; and antenna repairs/changes that are not part of contracted maintenance.
Code 43210:	Provides ( <b>\$50</b> ) for printing and binding cost such as business cards, nameplates, and other items as needed.
Code 43310:	Provides ( <b>\$1,830</b> ) for dues and publications. This includes a Citywide Amazon Prime subscription (\$1,500). Decrease (\$1,800) in FY 25-26 is due to decrease in cost for Amazon Prime subscription.
Code 43315:	Provides ( <b>\$350</b> ) for mileage reimbursement for job-related travel.
Code 43320:	Provides ( <b>\$54,493</b> ) for training. It is anticipated that staff will attend the Accela (\$7,500), ESRI, Laserfiche, CES, Dell, ISC West (\$5,000 each), MISAC (\$1,500) and Munis conferences (\$16,000) in next Fiscal Year.
Code 43440:	Provides ( <b>\$460,500</b> ) for Citywide telephone, cell phone and internet service, MDCs/laptops for PD with Verizon Wireless and phone translation services with CyraCom, iPad wireless connection for Development Services and Public Works staff in connection with the online inspection/permit program (Accela). Increase (\$28,130) in FY 25-26 is due to the increased number of wireless devices citywide as well as the increase in cost associated with phone translation/TTY services.



## Administration Department

### Central Services Fund – 6102050 (Cont.)

#### Code Explanation

Code 43580:	Provides ( <b>\$742,894</b> ) for annual usage, service, and maintenance contracts for various types of servers, computers and hardware located throughout City facilities as well as aerial imaging related to GIS. Increase (\$20,612) in FY 25-26 is due to additional maintenance and service agreements, as well as the renewal of 3-5 year maintenance agreements.
Code 43585:	Provides ( <b>\$10,000</b> ) for repairs and replacements, as needed.
Code 43650:	Provides ( <b>\$172,000</b> ) for IT specialized assistance, software vulnerability testing (\$15,000), software vulnerability management (\$100,000), shredding services (\$2,000), graffiti tracking software (\$30,000), and additional services as needed (\$25,000). Decrease (\$51,296) in FY 25-26 is due to a decrease in Other Contractual needs.
Code 46000:	Provides for Central Services allocation.
Code 46010:	Provides for Insurance allocation.
Code 46020:	Provides for Building allocation.
Code 48060:	Provides ( <b>\$32,000</b> ) for copier replacement as needed.



**This page left intentionally blank.**



**ADMINISTRATION**  
**CENTRAL SERVICES ISF**  
**Program: 61020501**



Obj/Prj No.	Description	FY 2022-23 Actual	FY 2023-24 Actual	FY 2024-25 Budget	FY 2024-25 Projected	FY 2025-26 Proposed
<b>Capital and Non-Capital Projects</b>						
IC205	ISF H.R. Central Svcs	204,233	87,656	0	0	0
IC208	ISF C.S. Central Svcs	25,655	0	0	0	0
IC20A	FY19-20 New Non-Sworn Positions	23,946	0	0	0	0
IC230	FY22-23 New Positions	45,266	0	0	0	0
IC234	ISF P.D. Central Services	10,899	32,613	0	26,688	0
IC235	ISF H.R. Central Services	1,591,102	0	0	0	0
IC240	FY23-24 New Positions	0	32,204	84,000	84,000	0
IC242	ISF Admin Central Services	0	151,094	0	1,997	0
IC244	ISF P.D. Central Services	0	41,188	0	0	0
IC246	ISF Dev Svcs Central Services	0	17,618	0	7,856	0
IC247	ISF P.W. Central Services	0	6,854	0	0	0
IC250	FY24-25 New Positions	0	0	35,000	0	0
IC252	ISF Admin Central Services	0	0	262,800	0	0
IC254	ISF P.D. Central Services	0	0	36,000	0	0
IC257	ISF Pw Central Services	0	0	3,000	0	0
IC260	FY25-26 New Positions	0	0	0	0	7,200
IC262	FY25-26 Adm Central Svcs	0	0	0	0	186,050
IC263	FY25-26 Fin Central Svcs	0	0	0	0	78,000
IC265	FY25-26 Hr Central Svcs	0	0	0	0	4,060
IC266	FY25-26 Dev Svcs Central Svcs	0	0	0	0	14,000
IC268	FY25-26 Comm Svcs Central Svcs	0	0	0	0	20,900
N4900	Officer Positions Law Enf. D.I.F.	12,951	0	0	0	0
<b>Subtotal</b>		<b>1,914,052</b>	<b>369,227</b>	<b>420,800</b>	<b>120,541</b>	<b>310,210</b>
<b>Total</b>		<b>1,914,052</b>	<b>369,227</b>	<b>420,800</b>	<b>120,541</b>	<b>310,210</b>

## Administration Department

### Central Services ISF – 61020501 – (Internal Services Fund)

This program provides for Citywide by department Internal Service Fund Requests for information technology items. Such items include, computer workstations, printers, software, phones, projectors, server replacements, etc. The following are requests for FY23-24

#### **Request Detail for FY25-26**

IC260 New Approved Positions in FY25-26 IT Equipment **(\$7,200)**

IC262: ISF Central Services Admin FY25-26 **(\$186,050)**

- A – Replace older EOL desktop scanners citywide (\$58,800)
- B – Replace Dell Wyse EOL Thin Clients (\$107,250)
- C- Replace PW Plotter (\$20,000)

IC263: ISF Central Services FIN FY25-26 **(\$78,000)**

- A – Conversion of Crystal Reports to New System (\$78,000)

IC265: ISF Central Services HR FY25-26 **(\$4,060)**

- A- 18' Dell Laptop/Subscription fee DOJ Fingerprinting(\$4,060)

IC266: ISF Central Services DS FY25-26 **(\$14,000)**

- A – 7 iPad Pro Upgrades (\$14,000)

IC268: ISF Central Services CS FY25-26 **(\$20,900)**

- A – Community Events Laptop Replacement (\$3,000)
- B- Senior Center Surface Hub (\$14,500)
- C- NAC & Human Services TV Screen Display (\$3,400)

#### **Request Detail for FY24-25**

IC250 New Approved Positions in FY24-25 IT Equipment **(\$35,000) - CA**

IC252: ISF Central Services Admin FY24-25- **(\$262,800) -CA**

- A – Replace MS220 switches and MR24 access points
- A – Replace CCTV servers for Milestone

IC254: ISF Central Services PD FY24-25- **(\$36,000) - CA**

- A – Crimeview Analytics to replace Crimeview Dashboard

IC257: ISF Central Services PW FY24-25- **Completed**

- A- 2 iPad Pros for PW Inspectors

#### **Request Detail for FY23-24**

IC240: New Approved Positions in FY23-24 IT Equipment- **Completed**

IC242: ISF Central Services Admin FY23-24- **(\$359,360)**

- A - Replace 2x MS425 Switches - **Completed**
- B - Add additional proxy card door locks to existing doors to for additional security - **CA**
- C - Replace GIS operators with upgraded desktop computers - **Completed**
- D - 3 iPad Pro's - **Completed**
- E - Replace or Upgrade Phone System - **CA**
- F- EOC/Community Room Audio/Visual - **Completed**

IC246: ISF Central Services DS FY23-24- **Completed**

- A – 14 iPad Pro's for commissioners and staff - **Completed**
- B – Code Software - **Completed**
- C – Surface Laptop - **Completed**

IC247: ISF Central Services PW FY23-24- **(\$4,773)**

- A – Upgraded Sewer Camera Software – **Moved to IE257**
- B - 12-inch Tablet - **Completed**
- C/D - Tablet for Environmental Division - **Completed**
- F - Fully Rugged 12-inch Tablet - **CA**

#### **Request Detail for FY21-22**

IC225: ISF Central Services HR FY20-21- **(\$150,000) - CA**

- A – Prox Hardware/Software installation configuration 110 doors **CA**

MS215: City Facilities & Conduit Installation Project **(\$200,000) CA**

IE257: ISF PW Equipment Mgmt FY24-25- **(\$28,173)**



**This page left intentionally blank.**

# FY 2025-26

## Finance Department Budget





**This page left intentionally blank.**

---

## FINANCE DEPARTMENT

---



### **Description**

The Finance Department manages the fiscal operations of the City and maintains financial records in conformance with generally accepted accounting principles and in compliance with State and Federal laws. The Department's primary functions include maintaining effective systems for financial planning, disbursement control, budget development and implementation, budget monitoring, revenue administration, accounting and reporting, cash management, long-term debt administration, redevelopment accounting, purchasing, payroll, investing and utility billing.

The Finance Department is divided into the Fiscal & Accounting Services Divisions, whose purpose it is to develop, enhance, and manage a sound financial structure, enabling the City to provide quality services to the community while effectively controlling and monitoring the receipt and disbursement of public funds. The Purchasing/Warehouse Division procures equipment, supplies, and services at the most competitive prices, for all City departments, while remaining within State and municipal procurement regulations and guidelines. The Utility Billing Services Division collects funds to support the operations of the City's water, sewer, and storm drain systems, along with collecting funds for contracted sewage treatment, refuse collection, recycling, street sweeping services, and business licenses.

### **Department Mission Statement**

To provide quality service to both our internal and external customers with the highest level of efficiency and timeliness, while providing careful management of our financial resources.

### **Proposed Goals for FY 2025-26**

### **STRATEGIC ISSUES**

#### **Financial Stability:**

##### **1. Revenue Recovery and Enhancements**

- User Fee Study Implementation (In-progress)
  - Finalize the User Fee Study to accurately reflect the true cost of services.
  - Implement updated fee structures by August 2025 to ensure alignment with service costs and optimize revenue generation.
- Development Impact Fee Study – work with PW to update DIF's (In-progress)
  - Update DIF's to include the April 2025 CPI increase to be effective July 1, 2025
- Cost Allocation Plan Implementation (Including OMB Compliance) (In-progress)
  - Overhead Cost Allocation: Develop a Cost Allocation Plan to fairly and efficiently distribute overhead costs across departments and programs.
  - Incorporate the updated overhead charge in the General Fund revenue projection in FY 2025-26.
- Managing Unclaimed Money (In-progress)



---

## Finance Department - Goals and Accomplishments

---

- Establish a standardized procedure for managing unclaimed funds, including timelines, documentation, and disbursement protocols. Align current practice with new policy.
  - Business License Tax Audit & Compliance
    - Tax Audit Enforcement: Engage HdL Companies to audit business license taxes, ensuring businesses are accurately reporting and paying their dues.
    - Compliance Audit: Identify and pursue businesses that are late on payments or operating without a valid permit, enforcing penalties where necessary.
  - Business License Tax Modernization
    - Conduct a comprehensive review to update and streamline the Business License Tax Ordinance, ensuring it aligns with today's economic landscape and regulatory best practices. Election Readiness - Prepare proposed updates in time for the 2026 election, incorporating data-driven insights and stakeholder feedback.
  - Conduct audits of other revenues (Utility Users Tax, Franchise Tax, Transient Occupancy Tax)
  - Grant Reimbursement Invoicing – Work with other Departments to establish procedures for timely invoicing of reimbursable grants to improve cash flow and minimize delays in funding
2. Improving Internal Control (In-progress)
- Establishing a Credit Card Policy outlining usage guidelines, spending limits, and approval procedures to ensure financial accountability. This initiative also targets fraud prevention.
3. Initiative for Staff Training and Development (In-progress)
- Offer training opportunities to enhance staff proficiency in key areas like financial reporting, budgeting, and customer service. Provide cross-training to enhance efficiency and succession planning.
  - Hold regular staff meeting to foster teamwork, improve communication, collaboration, and overall organizational efficiency.
4. Investments (In-progress)
- Strengthen oversight of investment activities to ensure alignment with the organization's established policy based on safety, liquidity, and yield principles. Optimize yield without compromising the first two objectives of safety and liquidity.

### Responsible Long-Range Planning:

5. Financing for Capital Improvement Projects (CIP/CFD's) - Explore funding opportunities and develop financing strategies to support planned CIP projects and ensure timely completion.

### Effective Technology:

6. Munis System Training (In-progress)
- Offer comprehensive training sessions for users of the Munis system, ensuring staff are proficient in its features and functionality to improve operational efficiency

---

## Finance Department - Goals and Accomplishments

---

### Accomplishments and/or status of Adopted Goals for FY 2023-24 & 2024-25

#### STRATEGIC ISSUES

##### **Financial Stability:**

Completed the City's Audited Annual Comprehensive Financial Report (ACFR) and submittals to the Government Finance Officers Association (GFOA) for the annual Excellence in Financial Reporting Awards Program.

Managed the City's Investment Portfolio achieving the key performance matrix of Safety, Liquidity, and Yield. The focus was on achieving the highest possible return on investment while adhering to the City established Investment Policy.

Met quarterly with the Council Investment Committee to discuss the City's Investment Portfolio, the current investment climate, and opportunities to improve the City's goal of safety, liquidity, and yield on available cash holdings.

Provided timely financial information and support to City Council and other City departments necessary to maintain effective and efficient practices and management of the City's financial resources. Performed regular review of City revenue trends, along with a mid-year report of citywide financial operations to City Council.

##### **Responsible Long-Range Planning:**

Produced a Mid-Year Budget Update for the 2<sup>nd</sup> year of the 2-year Budget. The update provided requested changes as a result of updated Council goals, changes in current economic conditions, or other known financial changes.

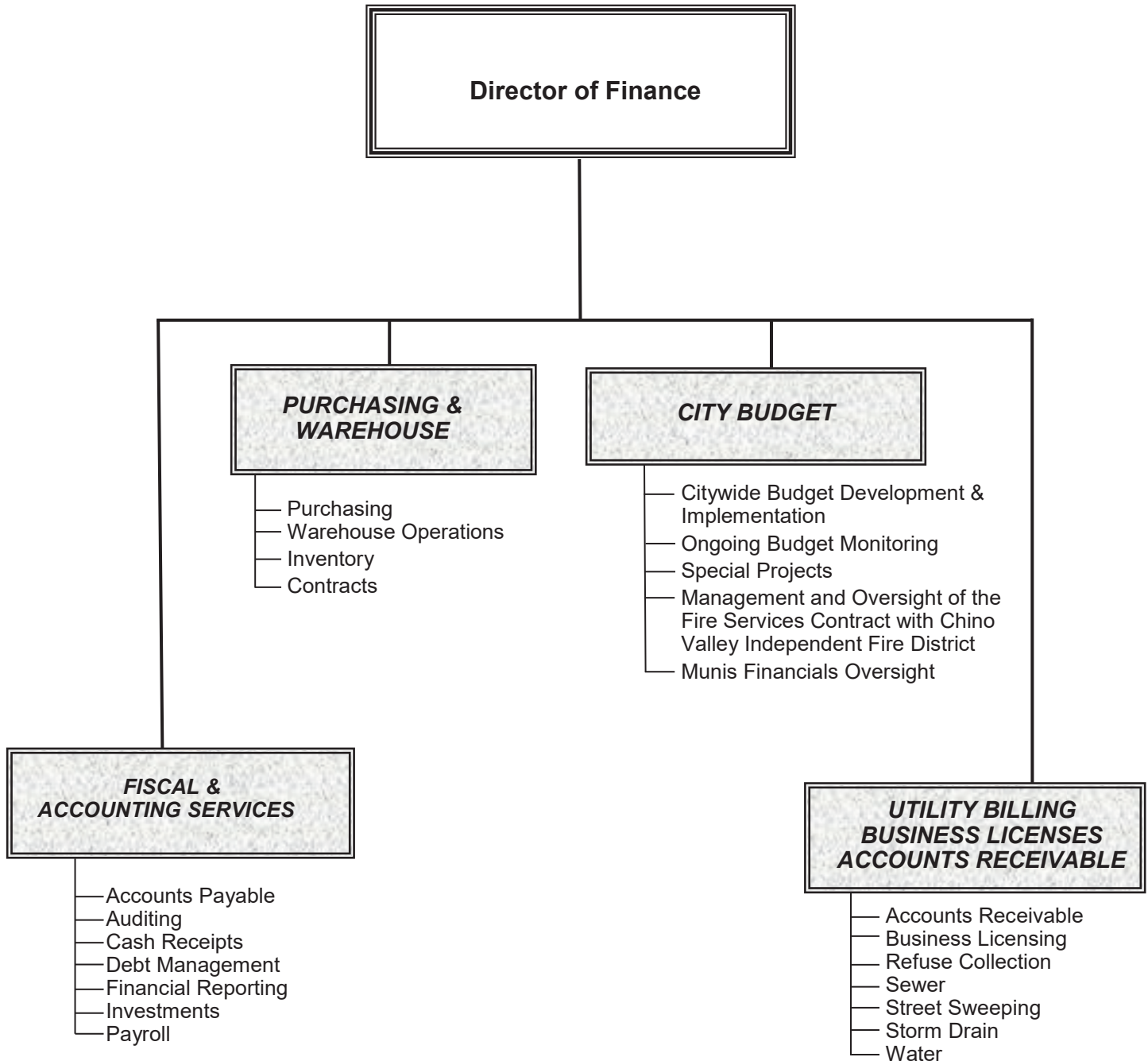
Reviewed the possibility of establishing a 115 Trust to prefund the City's Other Post Employment Benefits (OPEB) in order to place the City of Chino in a more secure financial position.

Develop new utility rates in preparation for the adoption of a new 5-year rate model to be implemented via the required Proposition 218 process with rates effective July 1, 2024. This goal is still in-progress and will have a revised effective date for new rates.

##### **Effective Technology:**

Continued to enhance the performance and efficiency of technology associated with the City's utility system. This included automated utility billing processes, radio read water metering, utilization of water usage phone app, and water leak detection capabilities.

# Finance Department





# FINANCE - Expenditure Summary

FY 2025-26



## Department Summary

Expenditure Summary	FY 2022-23 Actual	FY 2023-24 Actual	FY 2024-25 Budget	FY 2024-25 Projection	FY 2025-26 Proposed	\$ Inc/-Dec	%
Personnel Services	3,423,759	3,937,508	4,829,121	4,482,274	3,883,257	-945,864	-19.6%
Maintenance & Operations	13,367,918	14,668,024	16,677,168	16,336,062	16,283,059	-394,109	-2.4%
Allocated Costs	882,394	1,095,595	1,094,620	1,094,620	1,147,684	53,064	4.8%
Capital Outlay/Improvements	0	0	55,000	55,000	0	-55,000	-100.0%
Capital and Non-Capital Projects	315,930	553,135	377,000	272,353	182,000	-195,000	-51.7%
	<b>\$17,990,001</b>	<b>\$20,254,262</b>	<b>\$23,032,909</b>	<b>\$22,240,309</b>	<b>\$21,496,000</b>	<b>-1,536,909</b>	<b>-6.7%</b>

## Department Programs

### Program 1003000: FISCAL SERVICES

Expenditure Summary	FY 2022-23 Actual	FY 2023-24 Actual	FY 2024-25 Budget	FY 2024-25 Projection	FY 2025-26 Proposed	\$ Inc/-Dec	%
Personnel Services	1,568,078	2,058,961	2,482,274	2,353,664	2,225,570	-256,704	-10.3%
Maintenance & Operations	618,529	950,414	1,064,685	913,772	845,771	-218,914	-20.6%
Allocated Costs	234,365	320,202	342,231	342,231	425,180	82,949	24.2%
Capital and Non-Capital Project	169,023	295,002	182,000	77,353	182,000	0	0.0%
	<b>\$2,589,995</b>	<b>\$3,624,579</b>	<b>\$4,071,190</b>	<b>\$3,687,020</b>	<b>\$3,678,521</b>	<b>-392,669</b>	<b>-9.6%</b>

### Program 10030001: OMNITRANS PROGRAM

Expenditure Summary	FY 2022-23 Actual	FY 2023-24 Actual	FY 2024-25 Budget	FY 2024-25 Projection	FY 2025-26 Proposed	\$ Inc/-Dec	%
Maintenance & Operations	15,315	14,175	17,000	17,000	17,000	0	0.0%
	<b>\$15,315</b>	<b>\$14,175</b>	<b>\$17,000</b>	<b>\$17,000</b>	<b>\$17,000</b>	<b>0</b>	<b>0.0%</b>



## FINANCE - Expenditure Summary

FY 2025-26



### Department Programs

#### Program 1003010: PURCHASING

Expenditure Summary	FY 2022-23 Actual	FY 2023-24 Actual	FY 2024-25 Budget	FY 2024-25 Projection	FY 2025-26 Proposed	\$ Inc/-Dec	%
Personnel Services	342,221	367,294	414,599	392,208	367,126	-47,473	-11.5%
Maintenance & Operations	22,158	12,980	29,140	29,815	12,554	-16,586	-56.9%
Allocated Costs	58,670	64,600	81,809	81,809	89,210	7,401	9.0%
	<b>\$423,049</b>	<b>\$444,874</b>	<b>\$525,548</b>	<b>\$503,832</b>	<b>\$468,890</b>	<b>-56,658</b>	<b>-12.1%</b>

#### Program 1003020: FIRE SERVICES

Expenditure Summary	FY 2022-23 Actual	FY 2023-24 Actual	FY 2024-25 Budget	FY 2024-25 Projection	FY 2025-26 Proposed	\$ Inc/-Dec	%
Maintenance & Operations	12,021,811	12,809,676	13,870,000	13,869,942	14,563,500	693,500	5.0%
	<b>\$12,021,811</b>	<b>\$12,809,676</b>	<b>\$13,870,000</b>	<b>\$13,869,942</b>	<b>\$14,563,500</b>	<b>693,500</b>	<b>4.8%</b>

#### Program 5203100: WATER BILLING

Expenditure Summary	FY 2022-23 Actual	FY 2023-24 Actual	FY 2024-25 Budget	FY 2024-25 Projection	FY 2025-26 Proposed	\$ Inc/-Dec	%
Personnel Services	892,920	919,836	1,188,760	1,046,712	630,169	-558,591	-47.0%
Maintenance & Operations	461,988	562,478	1,228,060	1,046,079	564,220	-663,840	-54.1%
Allocated Costs	437,745	494,900	472,999	472,999	379,835	-93,164	-19.7%
Capital Outlay/Improvements	0	0	55,000	55,000	0	-55,000	-100.0%
Capital and Non-Capital Project	146,907	258,133	195,000	195,000	0	-195,000	0.0%
	<b>\$1,939,560</b>	<b>\$2,235,347</b>	<b>\$3,139,819</b>	<b>\$2,815,790</b>	<b>\$1,574,224</b>	<b>-1,565,595</b>	<b>-99.5%</b>



## FINANCE - Expenditure Summary

FY 2025-26



### Department Programs

#### Program 5303110: SEWER BILLING

Expenditure Summary	FY 2022-23 Actual	FY 2023-24 Actual	FY 2024-25 Budget	FY 2024-25 Projection	FY 2025-26 Proposed	\$\$ Inc/-Dec	%
Personnel Services	141,607	135,705	172,032	156,612	152,627	-19,405	-11.3%
Maintenance & Operations	84,368	131,270	187,050	184,393	114,765	-72,285	-38.6%
Allocated Costs	31,951	50,905	47,852	47,852	59,699	11,847	24.8%
	<b>\$257,926</b>	<b>\$317,880</b>	<b>\$406,934</b>	<b>\$388,857</b>	<b>\$327,091</b>	<b>-79,843</b>	<b>-24.4%</b>

#### Program 5403120: STORM DRAIN BILLING

Expenditure Summary	FY 2022-23 Actual	FY 2023-24 Actual	FY 2024-25 Budget	FY 2024-25 Projection	FY 2025-26 Proposed	\$\$ Inc/-Dec	%
Personnel Services	143,299	140,350	174,487	162,690	154,799	-19,688	-11.3%
Maintenance & Operations	27,369	38,315	58,385	57,122	35,390	-22,995	-39.4%
Allocated Costs	28,314	50,055	45,116	45,116	58,735	13,619	30.2%
	<b>\$198,982</b>	<b>\$228,720</b>	<b>\$277,988</b>	<b>\$264,928</b>	<b>\$248,924</b>	<b>-29,064</b>	<b>-11.7%</b>

#### Program 5503130: REFUSE BILLING

Expenditure Summary	FY 2022-23 Actual	FY 2023-24 Actual	FY 2024-25 Budget	FY 2024-25 Projection	FY 2025-26 Proposed	\$\$ Inc/-Dec	%
Personnel Services	335,634	315,362	396,969	370,388	352,966	-44,003	-11.1%
Maintenance & Operations	116,380	148,716	222,848	217,939	129,859	-92,989	-41.7%
Allocated Costs	91,349	114,933	104,613	104,613	135,025	30,412	29.1%
	<b>\$543,363</b>	<b>\$579,011</b>	<b>\$724,430</b>	<b>\$692,940</b>	<b>\$617,850</b>	<b>-106,580</b>	<b>-17.3%</b>



**FINANCE**  
**FISCAL SERVICES**  
**Program: 1003000**



Obj/Prj No.	Description	FY 2022-23 Actual	FY 2023-24 Actual	FY 2024-25 Budget	FY 2024-25 Projected	FY 2025-26 Proposed
<b>Personnel Services</b>						
41000	Full-Time Salaries	861,296	1,135,304	1,515,282	1,117,260	1,534,186
41010	Part-Time Salaries	115,564	139,599	0	118,562	0
41020	Over-Time Salaries	11,031	3,019	1,000	1,850	1,000
41030	Temporary Services	0	0	0	150,000	0
41070	Employee Svcs Allocated	580,187	781,039	965,992	965,992	690,384
	<b>Subtotal</b>	<b>1,568,078</b>	<b>2,058,961</b>	<b>2,482,274</b>	<b>2,353,664</b>	<b>2,225,570</b>
<b>Maintenance &amp; Operations</b>						
43000	Office Supplies	6,598	6,002	6,700	6,700	6,900
43030	Postage	7,047	7,926	10,275	9,000	9,500
43050	Operate Equip/Prgm Supplies	56	3,151	2,500	1,380	2,500
43060	Computer Equipment <5000	0	0	0	300	500
43120	CAsh Register Shortage	-24	51	200	39	0
43140	Bad Debt Expense	0	0	5,000	0	0
43200	Advertisement/ Legal Notices	232	2,088	4,000	2,200	4,000
43210	Printing & Binding	8,777	10,495	13,400	12,772	12,600
43310	Dues & Publications	2,681	3,754	4,480	4,677	3,510
43315	Mileage Reimbursement	66	231	100	0	300
43320	Training/Education/Mtgs	4,283	13,485	8,900	8,900	27,900
43500	City Atty Services	5,632	17,635	22,000	22,000	0
43515	Financial Services	393,190	695,837	708,510	571,061	503,756
43525	Trustee Service Fees	24,250	25,710	33,250	29,315	38,305
43540	County Administration Fees	153,952	159,638	175,000	175,000	175,000
43580	Maint/Contract Repair Svcs	807	882	870	928	1,000
43650	Other Contractual	10,982	3,529	69,500	69,500	60,000
	<b>Subtotal</b>	<b>618,529</b>	<b>950,414</b>	<b>1,064,685</b>	<b>913,772</b>	<b>845,771</b>
<b>Allocated Services</b>						
46000	Central Services Allocated	69,991	78,228	97,000	97,000	76,629
46010	Insurance Allocated	72,251	103,958	159,105	159,105	138,077
46020	Building Allocated	92,123	138,016	86,126	86,126	210,474
	<b>Subtotal</b>	<b>234,365</b>	<b>320,202</b>	<b>342,231</b>	<b>342,231</b>	<b>425,180</b>
<b>Capital and Non-Capital Projects</b>						
N2230	Budget Communications Project	0	175,000	0	17,031	0
N3201	CFD 2020-1	6,644	0	0	0	0
N3211	CFD 2021-1 K.B. Home (Appesetche)	7,890	57,500	0	0	0
N3221	CFD 2022-1 K.B. Homes (Falloncrest)	41,342	3,658	0	0	0
N3231	CFD 2023-1 Tri Point Homes/Fllncrst	40,570	9,430	0	0	0
N3305	CFD 2003-3 I.A. 5	5,438	0	0	0	0
N3309	CFD 2003-3 I.A. 9	63,500	0	0	0	0
N3310	CFD 2003-3 I.A.10	3,639	38,037	0	0	0
N3311	CFD 2003-3 Improvement Area 11	0	377	0	60,322	0
N3998	CFD Annexations	0	11,000	32,000	0	32,000
N3999	CFD Budget	0	0	150,000	0	150,000
	<b>Subtotal</b>	<b>169,623</b>	<b>295,002</b>	<b>182,000</b>	<b>77,353</b>	<b>182,000</b>
						<b>255</b>



**FINANCE**  
**FISCAL SERVICES**  
**Program: 1003000**



**Total**

<u>2,589,995</u>	<u>3,624,579</u>	<u>4,071,190</u>	<u>3,687,020</u>	<u>3,678,521</u>
------------------	------------------	------------------	------------------	------------------



## Finance Department

### Program: Fiscal & Accounting Services - 1003000

#### Code Explanation

Code 41000:	Provides for full-time salaries. Increase is due to three part-time positions becoming full-time, COLA increase and adjusting allocation of two staff positions.
Code 41010:	Provides for part-time salaries. Decrease is due to three part-time positions becoming full-time.
Code 41020:	Provides for overtime salaries.
Code 41030:	Provides for utilization of temporary services on an as needed basis.
Code 41070:	Provides for Employee allocation.
Code 43000:	Provides for general office supplies, accounts payable special size envelopes, payroll security envelopes, etc.
Code 43030:	Provides postage for Fiscal and Accounting Services, Business Licenses and Accounts Receivable invoicing. Decrease is due to anticipated rate adjustment in FY 24-25 not being as high as projected.
Code 43050:	Provides (\$2,500) for purchase of ergonomic equipment (\$2,000), as well as the replacement of general office equipment (\$500) if needed.
Code 43060:	Provides for replacement of computer equipment, if needed. Increase is due to anticipated staff needs for computer related equipment and accessories.
Code 43120:	Provides for recording of cash registers shortages from all City departments, except fund 330. Decrease is due to shortages no longer being budgeted.
Code 43140:	Provides for necessary write-offs of uncollectible accounts receivable in the General Fund. Decrease is due to write-offs no longer being budgeted.
Code 43200:	Provides for legal notices for public hearings on User Fees, a summary of the State Controller's Financial Transactions Report and a summary of Unclaimed Funds held by the City.
Code 43210:	Provides for printing of check stock, business cards, business license forms, accounts receivable forms, annual financial statements, and the budget. Decrease is due to reduced number of Annual Comprehensive Financial Reports (ACFR) being printed.
Code 43310:	Provides for dues to professional organizations such as CSMFO, GFOA, and CMRTA, subscriptions to payroll newsletters, publications, and subscriptions for fictitious names applications. Decrease is due to the elimination of Accounts Payable and Payroll Publications no longer needed.
Code 43315:	Provides for mileage reimbursement. Increase is due to California Society of Municipal Finance Officers (CSMFO) Annual Conference being in Southern California. When this conference is in Southern California, more staff can attend.

## Finance Department

### Program: Fiscal & Accounting Services – 1003000 (Continued)

#### Code Explanation

Code 43320:	Provides (\$27,900) funds for local professional finance training seminars (\$7,675), and government finance conferences (\$20,000) and CMRTA meetings (\$225). This training provides staff with information on current issues in municipal finance and treasury functions. Increase is due to the importance of making sure staff is adequately trained in Municipal Finance and other topics related to Governmental Accounting.
Code 43500:	Provides for City Attorney services related to Finance matters. Decrease is due to the reallocation of City Attorney Services to the Administration Department's Attorney Services program 1002010.
Code 43515:	Provides (\$503,756) for annual financial audit (\$60,956), banking services (\$160,000), sales and property tax audits (\$38,400), armored carrier services (\$35,000) and other services (\$64,400). Also includes community facilities district (CFD) administration (\$145,000) that is recovered through annual assessment revenues. Decrease is due to unanticipated recovery costs now being netted against the applicable revenue account.
Code 43525:	Provides trustee fees for Special Tax Bonds: CFD 99-1 and CFD 2000-1; CFD 2001-1; CFD 2003-1; CFD 2003-2; CFD 2003-3 Improvement Area 1, 2, 5, 6, 7, 8, 9 and 10; CFD 2003-4; CFD 2005-1 Improvement Area 1, 2,3,4; CFD 2005-2; CFD 2006-1, CFD 2006-2; CFD 2006-3, CFD 2009-1, CFD 2016-1, 2016-2, 2019-1, 2020-1 (Services Only) and CFD 2021-1 as well as PFA 2015, 2016, 2019 and 2021A. These fees are recovered through assessment revenue. Increase is due to the anticipated addition of two new CFD's.
Code 43540:	Provides the cost charged by the County for the administration of property tax revenue.
Code 43580:	Provides (\$1000) for maintenance of Finance equipment, such as coin sorter (\$500), and bill counter (\$500). Increase is due to rising costs for maintenance of this equipment.
Code 43650:	Provides (\$60,000) for Business License review (\$50,000), completion of Comprehensive User Fee Study (\$5,000) and other services (\$5,000). Decrease is due to a substantial portion of the Comprehensive User Fee Study being completed in FY 24-25.
Code 46000:	Provides for Central Services allocation.
Code 46010:	Provides for Insurance allocation.
Code 46020:	Provides for Building allocation.
Code 48045:	Provides for purchase of new software.

**Finance Department**  
**Program: Fiscal & Accounting Services – 1003000 (Continued)**

**Code Explanation**

- Project N3998      Provides for the financial costs related to the annexation into an existing services Community Facilities District (CFD). Expenses are fully offset by revenue from the developer.
  
- Project N3999:      Provides for the financial costs related to the startup formation of 3 Community Facilities Districts (CFD). Expenses are fully offset by revenue from the developer.



**This page left intentionally blank.**



**FINANCE**  
**OMNITRANS PROGRAM**  
**Program: 10030001**



Obj/Prj No.	Description	FY 2022-23 Actual	FY 2023-24 Actual	FY 2024-25 Budget	FY 2024-25 Projected	FY 2025-26 Proposed
<b>Maintenance &amp; Operations</b>						
43300	Refund-Reimburse-Sponsorship	15,315	14,175	17,000	17,000	17,000
	<b>Subtotal</b>	<b>15,315</b>	<b>14,175</b>	<b>17,000</b>	<b>17,000</b>	<b>17,000</b>
	<b>Total</b>	<b>15,315</b>	<b>14,175</b>	<b>17,000</b>	<b>17,000</b>	<b>17,000</b>

**Finance Department**  
Program: Omnitrans Program - 10030001

**Code Explanation**

Code 43300: Provides (\$17,000) for purchase of Omnitrans bus pass packages. The expense is fully offset by revenue from the sale of the bus passes.



**FINANCE  
PURCHASING  
Program: 1003010**



Obj/Prj No.	Description	FY 2022-23 Actual	FY 2023-24 Actual	FY 2024-25 Budget	FY 2024-25 Projected	FY 2025-26 Proposed
<b>Personnel Services</b>						
41000	Full-Time Salaries	186,268	218,552	253,190	230,758	253,190
41020	Over-Time Salaries	29	370	0	41	0
41070	Employee Svcs Allocated	155,924	148,372	161,409	161,409	113,936
	<b>Subtotal</b>	<b>342,221</b>	<b>367,294</b>	<b>414,599</b>	<b>392,208</b>	<b>367,126</b>
<b>Maintenance &amp; Operations</b>						
43000	Office Supplies	579	744	450	849	600
43030	Postage	39	0	0	0	0
43040	Uniforms	751	943	1,010	1,010	1,010
43050	Operate Equip/Prgrm Supplies	3,376	1,650	600	243	600
43060	Computer Equipment <5000	125	38	0	42	50
43210	Printing & Binding	340	111	400	225	400
43310	Dues & Publications	1,087	2,079	570	1,026	1,144
43315	Mileage Reimbursement	497	328	210	173	400
43320	Training/Education/Mtgs	4,671	6,592	7,400	7,747	7,850
43515	Financial Services	693	495	500	500	500
43650	Other Contractual	10,000	0	18,000	18,000	0
	<b>Subtotal</b>	<b>22,158</b>	<b>12,980</b>	<b>29,140</b>	<b>29,815</b>	<b>12,554</b>
<b>Allocated Services</b>						
46000	Central Services Allocated	12,328	9,583	13,032	13,032	10,281
46010	Insurance Allocated	18,036	18,775	26,585	26,585	22,787
46020	Building Allocated	14,998	17,449	10,681	10,681	26,483
46030	Vehicle Allocated	13,308	18,793	31,511	31,511	29,659
	<b>Subtotal</b>	<b>58,670</b>	<b>64,600</b>	<b>81,809</b>	<b>81,809</b>	<b>89,210</b>
	<b>Total</b>	<b>423,049</b>	<b>444,874</b>	<b>525,548</b>	<b>503,832</b>	<b>468,890</b>

## Finance Department

### Program: Purchasing/Warehouse - 1003010

#### Code Explanation

Code 41000:	Provides salaries for four full-time employees. Increase is due to COLA and merit increases.
Code 41020:	Provides for overtime salaries.
Code 41070:	Provides for Employee allocation.
Code 43000:	Provides office supplies for general operation and preparation of bid proposals. Increase is due to organization of files and new purchasing policy.
Code 43040:	Provides for uniforms and related apparel for Warehouse Staff.
Code 43050:	Provides (\$600) for anticipated replacement of general office equipment supplies, if needed.
Code 43060:	Provides for replacement of computer equipment, if needed. Increase is due to anticipated need for this type of equipment.
Code 43210:	Provides for printing of business cards, department signs and creating notepads.
Code 43310:	Provides contract and specification publications, professional memberships that provide professional development materials for purchasing staff. (CAPPO, NGIP). Increase is due to Municipal Management Association of Southern California (MMASC), American Society for Public Administration (ASPA) and National Procurement Institute (NPI) memberships.
Code 43315:	Provides for mileage reimbursement. Increase is due to staff attending two conferences in Southern California.
Code 43320:	Provides (\$7,850) for local professional training seminars (\$1,450), conferences (\$6,400) and association meetings, which provide information on current issues facing purchasing and contract administration. Increase is for staff to attend California Society of Municipal Finance Officers (CSMFO) Conference in Southern California.
Code 43515:	Provides for the submittal of award applications.
Code 43650:	Provides for the use of a Procurement Consultant. Decrease is due to the city no longer needing to utilize a procurement consultant to assist with direction on matters relating to Purchasing requirements.
Code 46000:	Provides for Central Services allocation.
Code 46010:	Provides for Insurance allocation.
Code 46020:	Provides for Building allocation.
Code 46030:	Provides for Vehicle allocation.





**FINANCE**  
**FIRE SERVICES**  
**Program: 1003020**



Obj/Prj No.	Description	FY 2022-23 Actual	FY 2023-24 Actual	FY 2024-25 Budget	FY 2024-25 Projected	FY 2025-26 Proposed
<b>Maintenance &amp; Operations</b>						
43650	Other Contractual	12,021,811	12,809,676	13,870,000	13,869,942	14,563,500
	<b>Subtotal</b>	<b>12,021,811</b>	<b>12,809,676</b>	<b>13,870,000</b>	<b>13,869,942</b>	<b>14,563,500</b>
	<b>Total</b>	<b>12,021,811</b>	<b>12,809,676</b>	<b>13,870,000</b>	<b>13,869,942</b>	<b>14,563,500</b>

**Finance Department**  
**Agency: Chino Valley Independent Fire District (CVIFD)**  
**Program: Fire Services - 1003020**

**Code Explanation**

Code 43650: Provides (\$14,563,500) for the annual contractual payments to Chino Valley Independent Fire District. The contract payments are based on property values.



**FINANCE**  
**WATER BILLING**  
**Program: 5203100**



Obj/Prj No.	Description	FY 2022-23 Actual	FY 2023-24 Actual	FY 2024-25 Budget	FY 2024-25 Projected	FY 2025-26 Proposed
<b>Personnel Services</b>						
41000	Full-Time Salaries	514,739	574,866	723,212	581,105	433,220
41010	Part-Time Salaries	32	0	0	1,378	0
41020	Over-Time Salaries	2,864	3,154	4,500	2,534	2,000
41025	Work Comp Pay	0	0	0	647	0
41030	Temporary Services	19,535	14,877	0	0	0
41070	Employee Svcs Allocated	355,750	326,939	461,048	461,048	194,949
	<b>Subtotal</b>	<b>892,920</b>	<b>919,836</b>	<b>1,188,760</b>	<b>1,046,712</b>	<b>630,169</b>
<b>Maintenance &amp; Operations</b>						
43000	Office Supplies	1,951	554	2,200	2,200	2,440
43030	Postage	2,036	1,884	2,379	2,379	2,745
43040	Uniforms	562	613	1,800	1,754	0
43050	Operate Equip/Prgm Supplies	67,249	109,064	358,300	200,000	1,525
43060	Computer Equipment <5000	0	0	1,000	0	610
43070	Software Licenses/Subscription	70,590	88,466	97,400	80,000	80,000
43140	Bad Debt Expense	65,894	112,528	366,000	366,000	61,000
43210	Printing & Binding	650	754	1,500	1,500	61
43315	Mileage Reimbursement	0	40	0	0	244
43320	Training/Education/Mtgs	0	1,745	5,000	0	9,150
43430	Utilities Electric	250	250	250	250	0
43500	City Atty Services	92	0	2,500	0	2,500
43530	Trans/Chge Card Fees	95,541	106,155	114,000	128,100	140,300
43580	Maint/Contract Repair Svcs	492	538	13,000	1,165	915
43650	Other Contractual	156,680	139,886	262,730	262,730	262,730
43700	Lease Principal	1	1	1	1	0
	<b>Subtotal</b>	<b>461,988</b>	<b>562,478</b>	<b>1,228,060</b>	<b>1,046,079</b>	<b>564,220</b>
<b>Allocated Services</b>						
46000	Central Services Allocated	53,738	48,996	76,421	76,421	34,598
46010	Insurance Allocated	45,056	52,829	75,937	75,937	38,990
46020	Building Allocated	62,590	79,745	52,711	52,711	95,316
46030	Vehicle Allocated	67,501	94,010	90,324	90,324	78,596
46040	General Overhead	173,481	150,061	138,968	138,968	94,525
46050	Department Overhead	35,379	69,259	38,638	38,638	37,810
	<b>Subtotal</b>	<b>437,745</b>	<b>494,900</b>	<b>472,999</b>	<b>472,999</b>	<b>379,835</b>
<b>Capital Outlay/Improvements</b>						
48050	Communication Equipment	0	0	55,000	55,000	0
	<b>Subtotal</b>	<b>0</b>	<b>0</b>	<b>55,000</b>	<b>55,000</b>	<b>0</b>
<b>Capital and Non-Capital Projects</b>						
G3241	CA Ext Water/Waster Water Arreage P	0	126,515	0	0	0
N3100	Water Meters-New Development	146,907	131,618	195,000	195,000	0
	<b>Subtotal</b>	<b>146,907</b>	<b>258,133</b>	<b>195,000</b>	<b>195,000</b>	<b>0</b>
	<b>Total</b>	<b>1,939,560</b>	<b>2,235,347</b>	<b>3,139,819</b>	<b>2,815,790</b>	<b>1,574,224</b>

## Finance Department

### Sub-Program: Utility Billing/Water Services - 5203100

#### Code Explanation

Code 41000:	Provides for full-time salaries. Decrease is due to Water Meter Technicians being transferred to the Public Works Department.
Code 41020:	Provides for overtime salaries. Decrease is due to Water Meter Technicians being transferred to the Public Works Department.
Code 41030:	Provides for utilization of temporary services on an as needed basis.
Code 41070:	Provides for Employee allocation.
Code 43000:	Provides for pro-rata cost of Utility Billing miscellaneous office supplies. Increase is due to more accurate allocation of costs among the Utility Billing funds.
Code 43030:	Provides for pro-rata cost of Utility Billing postage for normal correspondence, and costs associated with shipping meter reading equipment out for repair. Increase is due to anticipated higher costs.
Code 43040:	Provides for uniforms and authorized work apparel for 3 Water Meter Technicians. Decrease is due to Water Meter Technicians being transferred to the Public Works Department.
Code 43050:	Provides (\$1,525) for pro-rata cost of Utility Billing office operating equipment. Decrease is due to purchase of residential and commercial replacement water meters, equipment needed to maintain reading meters and cost of replacement tools now being budgeted in the Public Works Department.
Code 43060	Provides (\$610) for pro-rata cost for replacement of computer equipment, if needed. Decrease is due to this equipment now being pro-rated among the Utility Billing funds
Code 43070:	Provides for annual software maintenance support and consulting services involving data processing (Neptune and Aqua Metric/Sensus systems). Decrease is due to Resident Access software now being paid from Internal Service fund.
Code 43140:	Provides for pro-rata cost of bad debt expense. Offsetting revenue will be generated from the recovery of bad debt. Decrease is due to a substantial amount of bad debt written off during FY 24-25.
Code 43210:	Provides for pro-rata cost of Utility Billing printing name plates and business cards. These are purchased on an as needed basis. Decrease is due to forms used by Water Meter Technicians now being budgeted by the Public Works Department.
Code 43315:	Provides for mileage reimbursement. Increase is due to more local training opportunities for Utility Billing staff.
Code 43320:	Provides (\$9,150) for pro-rata cost of Utility Billing attendance at seminars, training sessions and conferences that benefit office staff. Increase is due to the importance of making sure staff is adequately trained on topics related to Utility Billing.
Code 43430:	Provides for tower utility costs. Decrease is due to Water Meter Technicians and related costs being transferred to the Public Works Department.
Code 43500:	Provides for water related City Attorney services.

## Finance Department

### Sub-Program: Utility Billing/Water Services - 5203100 (Continued)

#### Code Explanation

Code 43530:	Provides for pro-rata cost of Utility Billing credit card processing fees. Increase is due to anticipated higher usage of credit cards to pay utility bills.
Code 43580:	Provides (\$915) for pro-rata maintenance cost of Utility Billing coin sorter and bill counter. Decrease is due to maintenance cost of hand-held and radio meter reading systems, Sensus base station, fixed radio read antennas being transferred to the Public Works Department.
Code 43650:	Provides (\$262,730) 1) for the pro-rata cost (\$134,200) of Utility Billing outside bill printing services; the maintenance of the electronic bill presentment and payment processes; and retention of statements online for twelve months. It includes postage costs for mailed pieces. 2) The budget also includes a pro-rata share (\$3,050) of electronic bill consolidation services; 3) pro-rata cost (\$23,180) for Integrated Voice Response (IVR) system, 4) pro-rata cost (\$36,000) for completion of Prop 218, 5) other services (\$7,900), 6) pro-rata cost (\$46,200) for completion of Water and Wastewater Study and 7) pro-rata cost (\$12,200) for completion of Overhead Cost Allocation Study.
Code 43700	Provides for lease cost of AMI collector on City of Norco tower. Decrease is due to Water Meter Technicians and related costs being transferred to the Public Works Department.
Code 46000:	Provides for Central Services allocation.
Code 46010:	Provides for Insurance allocation.
Code 46020:	Provides for Building allocation.
Code 46030:	Provides for Vehicle allocation.
Code 46040:	Provides for General Overhead.
Code 46050:	Provides for Department Overhead.
Code 48050:	Provides for the replacement of a hand-held water meter reading device and base stations as needed. Decrease is due to Water Meter Technicians and related costs being transferred to the Public Works Department.
Code N3100:	Provides for purchase of water meters for new developments – residential, commercial, and recycled water meters. The expense is fully offset by revenue from the sale of meters. Decrease is due to Water Meter Technicians and related costs being transferred to the Public Works Department.
Code N3701:	Provides for replacement of radio-read water meters in Cycle 3 to fixed antenna radio-read meters. This project has been completed.



**This page left intentionally blank.**



**FINANCE**  
**SEWER BILLING**  
**Program: 5303110**



Obj/Prj No.	Description	FY 2022-23 Actual	FY 2023-24 Actual	FY 2024-25 Budget	FY 2024-25 Projected	FY 2025-26 Proposed
<b>Personnel Services</b>						
41000	Full-Time Salaries	81,064	85,010	105,058	89,318	105,260
41010	Part-Time Salaries	0	0	0	262	0
41020	Over-Time Salaries	0	0	0	58	0
41030	Temporary Services	3,907	2,975	0	0	0
41070	Employee Svcs Allocated	56,636	47,720	66,974	66,974	47,367
	<b>Subtotal</b>	<b>141,607</b>	<b>135,705</b>	<b>172,032</b>	<b>156,612</b>	<b>152,627</b>
<b>Maintenance &amp; Operations</b>						
43000	Office Supplies	446	119	670	670	600
43030	Postage	501	456	585	585	675
43050	Operate Equip/Prgm Supplies	55	212	5,000	1,000	375
43060	Computer Equipment <5000	0	0	0	0	150
43140	Bad Debt Expense	24,796	68,392	90,000	90,000	15,000
43210	Printing & Binding	6	48	150	199	15
43315	Mileage Reimbursement	0	10	0	0	60
43320	Training/Education/Mtgs	0	429	1,230	0	2,250
43500	City Atty Services	82	0	615	0	615
43530	Trans/Chge Card Fees	23,494	26,104	28,000	31,500	34,500
43580	Maint/Contract Repair Svcs	121	132	500	139	225
43650	Other Contractual	34,867	35,368	60,300	60,300	60,300
	<b>Subtotal</b>	<b>84,368</b>	<b>131,270</b>	<b>187,050</b>	<b>184,393</b>	<b>114,765</b>
<b>Allocated Services</b>						
46000	Central Services Allocated	7,850	6,398	10,586	10,586	7,164
46010	Insurance Allocated	6,450	7,598	11,031	11,031	9,473
46020	Building Allocated	5,468	7,289	4,432	4,432	11,010
46040	General Overhead	10,866	20,266	17,060	17,060	22,894
46050	Department Overhead	1,317	9,354	4,743	4,743	9,158
	<b>Subtotal</b>	<b>31,951</b>	<b>50,905</b>	<b>47,852</b>	<b>47,852</b>	<b>59,699</b>
	<b>Total</b>	<b>257,926</b>	<b>317,880</b>	<b>406,934</b>	<b>388,857</b>	<b>327,091</b>

## Finance Department

### Sub-Program: Utility Billing/Sewer - 5303110

#### Code Explanation

Code 41000:	Provides for full-time salaries. Increase due to COLA and merit increases.
Code 41020:	Provides for overtime salaries.
Code 41030:	Provides for utilization of temporary services on an as needed basis.
Code 41070:	Provides for Employee allocation.
Code 43000:	Provides for pro-rata cost of Utility Billing miscellaneous office supplies. Decrease is due to more accurate allocation of costs among the Utility Billing funds.
Code 43030:	Provides for pro-rata cost of Utility Billing postage for normal correspondence. Increase is due to anticipated higher costs.
Code 43050:	Provides for pro-rata cost (\$375) of Utility Billing office equipment, if needed. Decrease is due to new credit card terminals purchased in FY 24-25.
Code 43060:	Provides (\$150) for pro-rata cost for replacement of computer equipment, if needed. Increase is due to this equipment now being pro-rated among the Utility Billing funds
Code 43140:	Provides for pro-rata cost of bad debt expense. Decrease is due to a substantial amount of bad debt written off during FY 24-25.
Code 43210:	Provides for pro-rata cost of Utility Billing printing name plates and business cards. These are purchased on an as needed basis. Decrease is due to more accurate allocation of costs among the Utility Billing funds.
Code 43315:	Provides for mileage reimbursement. Increase is due to more local training opportunities for Utility Billing staff.
Code 43320:	Provides for pro-rata cost (\$2,250) of Utility Billing attendance at seminars or training sessions that will benefit the office staff. Increase is due to the importance of making sure staff is adequately trained on topics related to Utility Billing.
Code 43500:	Provides for City Attorney services.
Code 43530:	Provides for pro-rata cost of Utility Billing credit card processing fees. Increase is due to anticipated higher usage of credit cards to pay utility bills.
Code 43580:	Provides for pro-rata cost (\$225) of Utility Billing maintenance of coin sorter and bill counter, etc. Decrease is due to more accurate allocation of costs among the Utility Billing funds.
Code 43650:	Provides (\$60,300) 1) for the pro-rata cost (\$33,000) of Utility Billing outside bill printing services; the maintenance of the electronic bill presentment and payment processes; and retention of statements online for twelve months. It includes postage costs for mailed pieces. 2) The budget also includes a pro-rata share (\$750) of electronic bill consolidation services; 3) pro-rata cost (\$5,700) for Integrated Voice Response (IVR) system, 4) pro-rata cost (\$3,200) for completion of Prop 218, 5) other services (\$7,500), 6) pro-rata cost (\$7,150) for completion of Water and Wastewater Study and 7) pro-rata cost (\$3,000) for completion of Overhead Cost Allocation Study.



**Finance Department**  
Sub-Program: Utility Billing/Sewer – 5303110 (Continued)

**Code Explanation**

- Code 46000: Provides for Central Services allocation.
- Code 46010: Provides for Insurance allocation.
- Code 46020: Provides for Building allocation.
- Code 46040: Provides for General Overhead.
- Code 46050: Provides for Department Overhead



**This page left intentionally blank.**



**FINANCE**  
**STORM DRAIN BILLING**  
**Program: 5403120**



Obj/Prj No.	Description	FY 2022-23 Actual	FY 2023-24 Actual	FY 2024-25 Budget	FY 2024-25 Projected	FY 2025-26 Proposed
<b>Personnel Services</b>						
41000	Full-Time Salaries	82,132	87,521	106,557	94,538	106,758
41010	Part-Time Salaries	0	0	0	164	0
41020	Over-Time Salaries	0	0	0	58	0
41030	Temporary Services	3,907	2,975	0	0	0
41070	Employee Svcs Allocated	57,260	49,854	67,930	67,930	48,041
<b>Subtotal</b>		<b>143,299</b>	<b>140,350</b>	<b>174,487</b>	<b>162,690</b>	<b>154,799</b>
<b>Maintenance &amp; Operations</b>						
43000	Office Supplies	149	40	270	270	200
43030	Postage	167	152	195	195	225
43050	Operate Equip/Prgm Supplies	18	71	1,810	310	1,625
43060	Computer Equipment <5000	0	0	0	0	50
43140	Bad Debt Expense	9,611	18,928	30,000	30,000	5,000
43210	Printing & Binding	2	16	60	66	5
43315	Mileage Reimbursement	0	3	0	0	20
43320	Training/Education/Mtgs	0	143	410	0	750
43500	City Atty Services	0	0	205	0	205
43530	Trans/Chge Card Fees	7,831	8,701	9,300	10,500	11,500
43580	Maint/Contract Repair Svcs	40	44	400	46	75
43650	Other Contractual	9,551	10,217	15,735	15,735	15,735
<b>Subtotal</b>		<b>27,369</b>	<b>38,315</b>	<b>58,385</b>	<b>57,122</b>	<b>35,390</b>
<b>Allocated Services</b>						
46000	Central Services Allocated	5,680	5,050	7,318	7,318	5,452
46010	Insurance Allocated	6,488	7,629	11,188	11,188	9,608
46020	Building Allocated	5,529	7,381	4,495	4,495	11,167
46040	General Overhead	9,469	20,523	17,304	17,304	23,220
46050	Department Overhead	1,148	9,472	4,811	4,811	9,288
<b>Subtotal</b>		<b>28,314</b>	<b>50,055</b>	<b>45,116</b>	<b>45,116</b>	<b>58,735</b>
<b>Total</b>		<b>198,982</b>	<b>228,720</b>	<b>277,988</b>	<b>264,928</b>	<b>248,924</b>

## Finance Department

### Sub-Program: Utility Billing/Storm Drain Services - 5403120

#### Code Explanation

Code 41000:	Provides for full-time salaries. Increase due to COLA and merit increases
Code 41010:	Provides for part-time salaries.
Code 41020:	Provides for overtime salaries.
Code 41030:	Provides for utilization of temporary services on an as needed basis.
Code 41070:	Provides for Employee allocation.
Code 43000:	Provides for pro-rata cost of Utility Billing miscellaneous office supplies. Decrease is due to more accurate allocation of costs among the Utility Billing funds.
Code 43030:	Provides for pro-rata cost of Utility Billing postage for normal correspondence. Increase is due to anticipated higher costs.
Code 43050:	Provides for pro-rata cost (\$1,625) of Utility Billing office equipment. Decrease is due to new credit card terminals purchased in FY 24-25.
Code 43060:	Provides (\$50) for pro-rata cost for replacement of computer equipment, if needed. Increase is due to this equipment now being pro-rated among the Utility Billing funds
Code 43140:	Provides for pro-rata cost of bad debt expense. Decrease is due to a substantial amount of bad debt written off during FY 24-25.
Code 43210:	Provides for pro-rata cost of Utility Billing printing name plates and business cards. These are purchased on an as needed basis. Decrease is due to more accurate allocation of costs among the Utility Billing funds.
Code 43315:	Provides for mileage reimbursement. Increase is due to more local training opportunities for Utility Billing staff.
Code 43320:	Provides for pro-rata cost (\$750) of Utility Billing attendance at seminars or training sessions that will benefit the office staff. Increase is due to the importance of making sure staff is adequately trained on topics related to Utility Billing.
Code 43500:	Provides for City Attorney services.
Code 43530:	Provides for pro-rata cost of Utility Billing credit card processing fees. Increase is due to anticipated higher usage of credit cards to pay utility bills.
Code 43580:	Provides for pro-rata cost (\$75) of Utility Billing maintenance of coin sorter and bill counter, etc. Decrease is due to more accurate allocation of costs among the Utility Billing funds.

**Finance Department****Sub-Program: Utility Billing/Storm Drain Services – 5403120 (Continued)****Code Explanation**

Code 43650: Provides (\$15,735) 1) for the pro-rata cost (\$11,000) of Utility Billing outside bill printing services; the maintenance of the electronic bill presentment and payment processes; and retention of statements online for twelve months. It includes postage costs for mailed pieces. 2) The budget also includes a pro-rata share (\$250) of electronic bill consolidation services; 3) pro-rata cost (\$1,900) for Integrated Voice Response (IVR) system, 4) other services (\$1,585) and 5) pro-rata cost (\$1,000) for completion of Overhead Cost Allocation Study.

Code 46000: Provides for Central Services allocation.

Code 46010: Provides for Insurance allocation.

Code 46020: Provides for Building allocation.

Code 46040: Provides for General Overhead.

Code 46050: Provides for Department Overhead.



**This page left intentionally blank.**



**FINANCE**  
**REFUSE BILLING**  
**Program: 5503130**



Obj/Prj No.	Description	FY 2022-23 Actual	FY 2023-24 Actual	FY 2024-25 Budget	FY 2024-25 Projected	FY 2025-26 Proposed
<b>Personnel Services</b>						
41000	Full-Time Salaries	188,764	192,494	242,424	215,020	243,425
41010	Part-Time Salaries	0	0	0	656	0
41020	Over-Time Salaries	0	0	0	167	0
41030	Temporary Services	11,721	8,926	0	0	0
41070	Employee Svcs Allocated	135,149	113,942	154,545	154,545	109,541
<b>Subtotal</b>		<b>335,634</b>	<b>315,362</b>	<b>396,969</b>	<b>370,388</b>	<b>352,966</b>
<b>Maintenance &amp; Operations</b>						
43000	Office Supplies	565	151	800	800	760
43030	Postage	634	578	741	741	855
43050	Operate Equip/Prgm Supplies	69	269	6,880	1,200	475
43060	Computer Equipment <5000	0	0	0	0	190
43140	Bad Debt Expense	37,884	75,046	114,000	114,000	19,000
43210	Printing & Binding	8	60	200	252	19
43315	Mileage Reimbursement	0	12	0	0	76
43320	Training/Education/Mtgs	0	544	1,558	0	2,850
43500	City Atty Services	10	0	779	0	779
43530	Trans/Chge Card Fees	29,759	33,065	35,500	39,900	43,700
43580	Maint/Contract Repair Svcs	153	168	1,520	176	285
43650	Other Contractual	47,298	38,823	60,870	60,870	60,870
<b>Subtotal</b>		<b>116,380</b>	<b>148,716</b>	<b>222,848</b>	<b>217,939</b>	<b>129,859</b>
<b>Allocated Services</b>						
46000	Central Services Allocated	15,567	12,435	18,619	18,619	13,532
46010	Insurance Allocated	15,398	17,411	25,455	25,455	21,908
46020	Building Allocated	13,097	16,804	10,227	10,227	25,462
46040	General Overhead	42,172	46,720	39,367	39,367	52,945
46050	Department Overhead	5,115	21,563	10,945	10,945	21,178
<b>Subtotal</b>		<b>91,349</b>	<b>114,933</b>	<b>104,613</b>	<b>104,613</b>	<b>135,025</b>
<b>Total</b>		<b>543,363</b>	<b>579,011</b>	<b>724,430</b>	<b>692,940</b>	<b>617,850</b>

## Finance Department

### Sub-Program: Utility Billing/Refuse Collection - 5503130

#### Code Explanation

Code 41000:	Provides for full-time salaries. Increase due to COLA and merit increases
Code 41010:	Provides for part-time salaries.
Code 41020:	Provides for overtime salaries.
Code 41030:	Provides for utilization of temporary services on an as needed basis.
Code 41070:	Provides for Employee allocation.
Code 43000:	Provides for pro-rata cost of Utility Billing miscellaneous office supplies.
Code 43030:	Provides for pro-rata cost of Utility Billing postage for normal correspondence. Increase is due to anticipated higher costs.
Code 43050:	Provides for pro-rata cost (\$475) of Utility Billing office equipment. Decrease is due to new credit card terminals purchased in FY 24-25.
Code 43060:	Provides (\$190) for pro-rata cost for replacement of computer equipment, if needed. Increase is due to this equipment now being pro-rated among the Utility Billing funds
Code 43140:	Provides for pro-rata cost of bad debt expense. Decrease is due to a substantial amount of bad debt written off during FY 24-25.
Code 43210:	Provides for pro-rata cost of Utility Billing printing name plates and business cards. These are purchased on an as needed basis. Decrease is due to more accurate allocation of costs among the Utility Billing funds.
Code 43315:	Provides for mileage reimbursement. Increase is due to more local training opportunities for Utility Billing staff.
Code 43320:	Provides for pro-rata cost (\$1,558) of Utility Billing attendance at seminars or training sessions that will benefit the office staff. Increase is due to the importance of making sure staff is adequately trained on topics related to Utility Billing.
Code 43500:	Provides for City Attorney services.
Code 43530:	Provides for pro-rata cost of Utility Billing credit card processing fees. Increase is due to anticipated higher usage of credit cards to pay utility bills.
Code 43580:	Provides for pro-rata cost (\$285) of Utility Billing maintenance of coin sorter and bill counter, etc. Decrease is due to more accurate allocation of costs among the Utility Billing funds.
Code 43650:	Provides (\$60,870) 1) for the pro-rata cost (\$41,800) of Utility Billing outside bill printing services; the maintenance of the electronic bill presentment and payment processes; and retention of statements online for twelve months. It includes postage costs for mailed pieces. 2) The budget also includes a pro-rata share (\$950) of electronic bill consolidation services; 3) pro-rata cost (\$7,220) for Integrated Voice Response (IVR) system, 4) other services (\$7,100) and 5) pro-rata cost (\$3,800) for completion of Overhead Cost Allocation Study.



**Finance Department**  
Sub-Program: Utility Billing/Refuse Collection – 5503130 (Continued)

**Code Explanation**

- Code 46000: Provides for Central Services allocation.
- Code 46010: Provides for Insurance allocation.
- Code 46020: Provides for Building allocation
- Code 46040: Provides for General Overhead.
- Code 46050: Provides for Department Overhead.

# FY 2025-26

# Police Department Budget





**This page left intentionally blank.**

---

## POLICE DEPARTMENT

---



### **Description**

As guided by its Vision, Mission Statements, and Core Values, the Chino Police Department endeavors to meet the community's needs to protect life and property while enhancing the quality of life for the community. This is accomplished through the Department's operational and support functions that provide efficient emergency response, proactive enforcement, follow-up investigation of crimes and collisions, apprehension of criminals, preparation for criminal prosecution, recovery of stolen property, and crime prevention through partnerships with the members of the community. The Department's efforts to serve the community are further enhanced with the utilization of the Intelligence Led Policing (ILP) model. ILP provides first-line law enforcement personnel with up-to-date and relevant criminal intelligence allowing the Department to be more strategic in preventing, disrupting, and apprehending criminals.

### **Department Vision Statement**

*"Organizational Excellence" – The Chino Police Department has set high standards and will continue to raise the bar as its members strive for higher levels of excellence daily.*

### **Department Mission Statement**

We, the members of the Chino Police Department, are dedicated to the safety of our community through teamwork and problem-solving partnerships, providing excellent service with dignity and respect.

### **Core Values**

Honesty	Professionalism
Integrity	Respect
Accountability	Teamwork
Dedication	

### **Proposed Goals for FY 2025-2026**

The following goals directly support the City's strategic Issues of:

- **Positive City Image**
- **Exemplary Leadership**
- **Superior Customer Service**
- **Effective Technology**

### **Disrupting Crime**

Employ a comprehensive, multi-disciplinary approach to effectively deter and disrupt criminal activity. Strategically adapt enforcement efforts based on emerging crime trends to proactively address community concerns. Leverage advanced technology, targeted enforcement strategies, collaborative partnerships with social service agencies, and engagement with community organizations to mitigate the underlying factors that contribute to crime.

### **Employee Wellness and Development**

---

## Police Department - Goals and Accomplishments

---

Investing in the well-being and professional growth of our employees is essential to maintaining a high-performing and resilient police force. The department will prioritize comprehensive wellness initiatives, including annual mental health check-ins, peer support programs, and access to professional counseling services, to promote physical, mental, and emotional well-being. Additionally, we will enhance training programs that focus on tactical readiness, leadership development, legal updates, and emerging best practices to ensure our personnel remain highly skilled and prepared to meet the evolving needs of the community. By fostering a supportive and growth-oriented environment, we aim to strengthen employee retention, job satisfaction, and overall effectiveness in public service.

### **Community Engagement**

Foster meaningful connections with the community through proactive community policing, neighborhood watch programs, youth outreach initiatives, public safety forums, and dynamic social media engagement. Strengthen public trust by building and maintaining relationships that enhance collaborative problem-solving, support crime prevention efforts, and promote a safer, more informed community.

### **Quality of Life**

Deliver exceptional service by actively listening to community concerns from residents and businesses while responding with timely, effective solutions. Utilize a multidisciplinary approach to address the root causes of issues such as mental health crises, substance abuse, homelessness, traffic safety, and other public concerns. Strengthen commercial enforcement efforts citywide to improve roadway safety, protect infrastructure, and enhance the overall well-being of the community continuing to make Chino a safe place to live, work and play.

### **Innovation**

Continuously assess and refine policies, procedures, training, and equipment to ensure the department meets the evolving needs of the community both now and into the future. Foster a culture of innovation by embracing new ideas, encouraging creative problem-solving, and empowering personnel at all levels to contribute to the development of forward-thinking solutions. Actively remove barriers to progress by promoting collaboration and ensuring that innovative concepts are explored and implemented effectively.

### **Status of Adopted Goals for FY 2024-2025**

#### **Employee Wellness and Development**

*Continue to provide resources and support to employees to uphold a culture that prioritizes employee health and well-being. Expand upon our professional counseling services by providing annual wellness check-ins for all employees. Remain focused on professional development, prioritizing tactical, academic, and technical in-house training to keep employees well-informed of legal updates and best practices.*

During this budget cycle the Department continued to invest in the wellbeing and development of our members. Utilizing grant funding, we have been able to provide annual wellness check-ins for all personnel to ensure that we take a proactive approach to mental health and the prevention of cumulative stress. Council funding has ensured that our employees stay on the cutting edge of training, enabling them to continue to deliver the high quality, effective law enforcement service that our community has come to expect.

#### **Disrupting Crime**

*Use a multi-disciplinary approach to deter and disrupt crimes. Tailor strategies to crime trends to quickly address community concerns. Continue to utilize technology, enforcement, social services, and community organizations, to address the underlying factors that contribute to crime.*

Retail theft continued to be a major statewide issue that was greatly impacting our local community. Using Measure V funding the City Council allocated funding for an additional Corporal and Police Officer to be assigned to a Retail Theft Task Force. In the first six months, the Task Force efforts resulted in 44 arrests and a 10% reduction in retail theft compared to a 53% increase the previous year. The Department worked with statewide public safety partners to

---

## Police Department - Goals and Accomplishments

---

educate voters about Proposition 36 which passed with 68 percent statewide support. The proposition gives police and prosecutors the ability hold prolific offenders and repeat drug users accountable to reduce the impacts of theft and drug use on our communities. The Department continues to make proactive, intelligence led policing, a high priority utilizing resources such as the Real Time Crime Center to help prevent crime and rapidly apprehend offenders.

### **Community Engagement**

*Engage the community through community policing, neighborhood watch programs, youth programs, public safety forums, and social media. Uphold trust with our community and build new relationships, which can lead to more effective crime prevention strategies and improved public safety.*

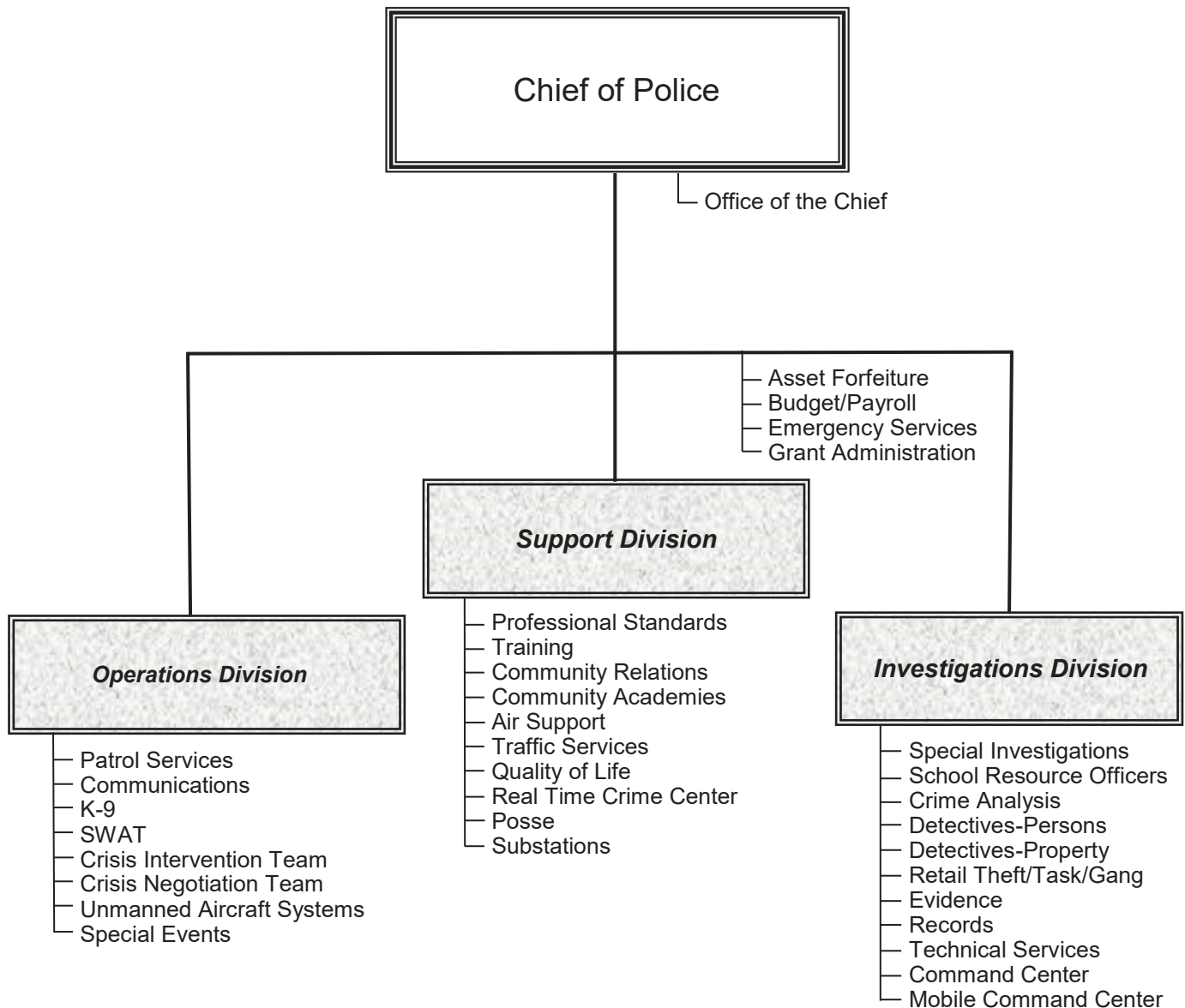
The Department continues to make connecting with the community a key priority. In 2024 the Department hosted a number of Community Academies which provides residents an opportunity to gain a deeper understanding of the Department and how we provide service to the community. We hosted a total of 10 Community Academies during the year including academies specifically for the Spanish speaking community, Mandarin speaking community, seniors and youth. We also continued to make our Coffee with a Cop Program a top priority to provide informal engagement opportunities for our residents to connect with their officers. During the year we participated in National Night Out, Guardian Program, Senior Thanksgiving Luncheon, Special Olympics and other service opportunities. New this year was the Guardian program which is designed to provide our residents a way to provide information to the Department regarding loved ones with developmental disabilities in case they require a response from the police department. Also new is the Blue Envelope program which is designed for those who have special communications needs to provide first responders with critical information about their identity and their disabilities to improve outcomes.

### **Quality of Life**

*Provide superior customer service by listening to and quickly addressing community concerns. Identify root causes and use multidisciplinary approaches to address mental health issues, drug addiction, homelessness, traffic, and other community concerns. Increase commercial enforcement efforts throughout the city to enhance the safety of the motoring public and reduce damage to our roadways.*

Our dedicated Quality of Life Team, which consists of a Sergeant, a Corporal, three Police Officers, a Probation Officer, a Behavioral Health Specialist and two Homeless Outreach Specialists, continues to engage in proactive contacts with those facing homelessness. The team engaged in 4342 self-initiated contacts resulting in 37 street exits, highlighting the amount of continued contacts that are required to encourage people to accept services. Our Traffic Unit engaged in directed enforcement of traffic laws and truck route violations to improve traffic safety resulting in over 10,000 citations and 303 DUI arrests.

# Police Department





# POLICE - Expenditure Summary

FY 2025-26



## Department Summary

Expenditure Summary	FY 2022-23 Actual	FY 2023-24 Actual	FY 2024-25 Budget	FY 2024-25 Projection	FY 2025-26 Proposed	\$ Inc/-Dec	%
Personnel Services	34,411,469	38,175,282	42,822,789	42,290,206	39,369,168	-3,453,621	-8.1%
Maintenance & Operations	3,343,449	3,713,240	3,102,489	2,888,304	3,430,457	327,968	10.6%
Allocated Costs	9,148,859	10,798,026	10,324,393	10,324,393	12,291,515	1,967,122	19.1%
Capital Outlay/Improvements	21,256	10,468	14,000	13,900	0	-14,000	-100.0%
Capital and Non-Capital Projects	654,788	643,824	878,227	845,043	0	-878,227	-100.0%
	<b>\$47,579,821</b>	<b>\$53,340,840</b>	<b>\$57,141,898</b>	<b>\$56,361,846</b>	<b>\$55,091,140</b>	<b>-2,050,758</b>	<b>-3.6%</b>

## Department Programs

### Program 1004000: OFFICE OF THE CHIEF

Expenditure Summary	FY 2022-23 Actual	FY 2023-24 Actual	FY 2024-25 Budget	FY 2024-25 Projection	FY 2025-26 Proposed	\$ Inc/-Dec	%
Personnel Services	769,896	849,687	1,203,844	1,205,201	1,086,048	-117,796	-9.8%
Maintenance & Operations	1,355,488	1,452,405	538,873	487,758	506,458	-32,415	-6.0%
Allocated Costs	286,423	340,578	353,087	353,087	377,541	24,454	6.9%
Capital and Non-Capital Project	220,920	330,266	392,948	397,061	0	-392,948	-100.0%
	<b>\$2,632,727</b>	<b>\$2,972,936</b>	<b>\$2,488,752</b>	<b>\$2,443,107</b>	<b>\$1,970,047</b>	<b>-518,705</b>	<b>-20.8%</b>

### Program 10040001: EMERGENCY SERVICES

Expenditure Summary	FY 2022-23 Actual	FY 2023-24 Actual	FY 2024-25 Budget	FY 2024-25 Projection	FY 2025-26 Proposed	\$ Inc/-Dec	%
Maintenance & Operations	48,322	47,197	52,350	46,675	49,260	-3,090	-5.9%
	<b>\$48,322</b>	<b>\$47,197</b>	<b>\$52,350</b>	<b>\$46,675</b>	<b>\$49,260</b>	<b>-3,090</b>	<b>-5.9%</b>





# POLICE - Expenditure Summary

FY 2025-26



## Department Programs

### Program 1004010: PROFESSIONAL STANDARDS

Expenditure Summary	FY 2022-23 Actual	FY 2023-24 Actual	FY 2024-25 Budget	FY 2024-25 Projection	FY 2025-26 Proposed	\$\$ Inc/-Dec	%
Personnel Services	1,084,592	1,196,465	1,420,610	1,304,492	1,219,501	-201,109	-14.2%
Maintenance & Operations	7,855	16,814	20,408	20,408	20,408	0	0.0%
Allocated Costs	352,260	429,958	383,192	383,192	419,168	35,976	9.4%
	<b>\$1,444,707</b>	<b>\$1,643,237</b>	<b>\$1,824,210</b>	<b>\$1,708,092</b>	<b>\$1,659,077</b>	<b>-165,133</b>	<b>-9.1%</b>

### Program 1004100: PATROL SERVICES

Expenditure Summary	FY 2022-23 Actual	FY 2023-24 Actual	FY 2024-25 Budget	FY 2024-25 Projection	FY 2025-26 Proposed	\$\$ Inc/-Dec	%
Personnel Services	16,021,017	17,136,553	18,093,165	18,628,326	16,506,850	-1,586,315	-8.8%
Maintenance & Operations	28,991	41,670	42,600	42,100	42,600	0	0.0%
Allocated Costs	4,752,606	5,568,777	4,956,460	4,956,460	5,800,875	844,415	17.0%
	<b>\$20,802,614</b>	<b>\$22,747,000</b>	<b>\$23,092,225</b>	<b>\$23,626,886</b>	<b>\$22,350,325</b>	<b>-741,900</b>	<b>-3.2%</b>

### Program 10041001: K-9 PROGRAM

Expenditure Summary	FY 2022-23 Actual	FY 2023-24 Actual	FY 2024-25 Budget	FY 2024-25 Projection	FY 2025-26 Proposed	\$\$ Inc/-Dec	%
Personnel Services	9,921	8,217	15,000	15,000	15,000	0	0.0%
Maintenance & Operations	22,885	23,289	36,300	28,300	40,400	4,100	11.3%
Capital Outlay/Improvements	0	1,500	14,000	13,900	0	-14,000	-100.0%
	<b>\$32,806</b>	<b>\$33,006</b>	<b>\$65,300</b>	<b>\$57,200</b>	<b>\$55,400</b>	<b>-9,900</b>	<b>-15.2%</b>



# POLICE - Expenditure Summary

FY 2025-26



## Department Programs

### Program 10041002: SWAT PROGRAM

Expenditure Summary	FY 2022-23 Actual	FY 2023-24 Actual	FY 2024-25 Budget	FY 2024-25 Projection	FY 2025-26 Proposed	\$ Inc/-Dec	%
Personnel Services	123,685	140,956	150,000	150,000	165,000	15,000	10.0%
Maintenance & Operations	44,627	46,187	53,550	52,100	53,625	75	0.1%
	<b>\$168,312</b>	<b>\$187,143</b>	<b>\$203,550</b>	<b>\$202,100</b>	<b>\$218,625</b>	<b>15,075</b>	<b>7.4%</b>

### Program 10041004: CRISIS INTERVENTION TEAM

Expenditure Summary	FY 2022-23 Actual	FY 2023-24 Actual	FY 2024-25 Budget	FY 2024-25 Projection	FY 2025-26 Proposed	\$ Inc/-Dec	%
Personnel Services	3,994	2,617	8,100	8,100	8,100	0	0.0%
Maintenance & Operations	16,088	16,764	17,500	17,500	17,500	0	0.0%
	<b>\$20,082</b>	<b>\$19,381</b>	<b>\$25,600</b>	<b>\$25,600</b>	<b>\$25,600</b>	<b>0</b>	<b>0.0%</b>

### Program 10041005: SPECIAL EVENTS

Expenditure Summary	FY 2022-23 Actual	FY 2023-24 Actual	FY 2024-25 Budget	FY 2024-25 Projection	FY 2025-26 Proposed	\$ Inc/-Dec	%
Personnel Services	94,282	135,405	111,835	121,000	133,000	21,165	18.9%
Allocated Costs	0	0	0	0	110	110	0.0%
	<b>\$94,282</b>	<b>\$135,405</b>	<b>\$111,835</b>	<b>\$121,000</b>	<b>\$133,110</b>	<b>21,275</b>	<b>19.0%</b>

### Program 10041006: POSSE VOLUNTEER TEAM

Expenditure Summary	FY 2022-23 Actual	FY 2023-24 Actual	FY 2024-25 Budget	FY 2024-25 Projection	FY 2025-26 Proposed	\$ Inc/-Dec	%
Personnel Services	3,291	3,645	4,000	4,000	4,000	0	0.0%
Maintenance & Operations	976	3,000	3,200	3,200	4,600	1,400	43.8%
	<b>\$4,267</b>	<b>\$6,645</b>	<b>\$7,200</b>	<b>\$7,200</b>	<b>\$8,600</b>	<b>1,400</b>	<b>19.4%</b>



# POLICE - Expenditure Summary

FY 2025-26



## Department Programs

### Program 10041007: BICYCLE PROGRAM

Expenditure Summary	FY 2022-23 Actual	FY 2023-24 Actual	FY 2024-25 Budget	FY 2024-25 Projection	FY 2025-26 Proposed	\$\$ Inc/-Dec	%
Personnel Services	1,952	1,219	2,564	3,100	3,100	536	20.9%
Maintenance & Operations	4,496	830	4,000	3,500	2,500	-1,500	-37.5%
	<b>\$6,448</b>	<b>\$2,049</b>	<b>\$6,564</b>	<b>\$6,600</b>	<b>\$5,600</b>	<b>-964</b>	<b>-14.7%</b>

### Program 10041008: UNMANNED AIRCRAFT SYSTEM PRGM

Expenditure Summary	FY 2022-23 Actual	FY 2023-24 Actual	FY 2024-25 Budget	FY 2024-25 Projection	FY 2025-26 Proposed	\$\$ Inc/-Dec	%
Personnel Services	4,882	3,190	9,000	9,000	7,000	-2,000	-22.2%
Maintenance & Operations	15,422	8,401	17,965	14,495	14,645	-3,320	-18.5%
Capital Outlay/Improvements	0	7,427	0	0	0	0	0.0%
	<b>\$20,304</b>	<b>\$19,018</b>	<b>\$26,965</b>	<b>\$23,495</b>	<b>\$21,645</b>	<b>-5,320</b>	<b>-19.7%</b>

### Program 10041009: REAL TIME CRIME CENTER

Expenditure Summary	FY 2022-23 Actual	FY 2023-24 Actual	FY 2024-25 Budget	FY 2024-25 Projection	FY 2025-26 Proposed	\$\$ Inc/-Dec	%
Personnel Services	331,025	356,296	362,900	362,900	339,038	-23,862	-6.6%
Maintenance & Operations	115,437	254,167	252,750	220,250	289,100	36,350	14.4%
Allocated Costs	12,718	13,553	43,502	43,502	38,053	-5,449	-12.5%
Capital Outlay/Improvements	0	1,541	0	0	0	0	0.0%
	<b>\$459,180</b>	<b>\$625,557</b>	<b>\$659,152</b>	<b>\$626,652</b>	<b>\$666,191</b>	<b>7,039</b>	<b>1.1%</b>



# POLICE - Expenditure Summary

FY 2025-26



## Department Programs

### Program 10041010: CRISIS NEGOTIATION TEAM (CNT)

Expenditure Summary	FY 2022-23 Actual	FY 2023-24 Actual	FY 2024-25 Budget	FY 2024-25 Projection	FY 2025-26 Proposed	\$\$ Inc/-Dec	%
Personnel Services	9,106	10,741	9,000	9,000	9,500	500	5.6%
Maintenance & Operations	3,468	3,018	3,695	3,695	4,095	400	10.8%
Allocated Costs	372	281	334	334	304	-30	-9.0%
	<b>\$12,946</b>	<b>\$14,040</b>	<b>\$13,029</b>	<b>\$13,029</b>	<b>\$13,899</b>	<b>870</b>	<b>6.7%</b>

### Program 10041011: SPECIAL OPERATIONS BUREAU

Expenditure Summary	FY 2022-23 Actual	FY 2023-24 Actual	FY 2024-25 Budget	FY 2024-25 Projection	FY 2025-26 Proposed	\$\$ Inc/-Dec	%
Personnel Services	1,066,055	1,270,608	1,306,841	1,256,893	1,177,120	-129,721	-9.9%
Maintenance & Operations	1,804	1,906	3,350	1,850	3,350	0	0.0%
Allocated Costs	31,319	27,646	132,991	132,991	110,532	-22,459	-16.9%
	<b>\$1,099,178</b>	<b>\$1,300,160</b>	<b>\$1,443,182</b>	<b>\$1,391,734</b>	<b>\$1,291,002</b>	<b>-152,180</b>	<b>-10.5%</b>

### Program 10041012: AIR SUPPORT

Expenditure Summary	FY 2022-23 Actual	FY 2023-24 Actual	FY 2024-25 Budget	FY 2024-25 Projection	FY 2025-26 Proposed	\$\$ Inc/-Dec	%
Personnel Services	0	0	0	0	63,500	63,500	0.0%
Maintenance & Operations	0	0	0	0	288,213	288,213	0.0%
Allocated Costs	0	0	0	0	14,842	14,842	0.0%
	<b>\$0</b>	<b>\$0</b>	<b>\$0</b>	<b>\$0</b>	<b>\$366,555</b>	<b>366,555</b>	<b>100.0%</b>



# POLICE - Expenditure Summary

FY 2025-26



## Department Programs

### Program 1004200: TRAFFIC SERVICES

Expenditure Summary	FY 2022-23 Actual	FY 2023-24 Actual	FY 2024-25 Budget	FY 2024-25 Projection	FY 2025-26 Proposed	\$ Inc/-Dec	%
Personnel Services	2,403,747	2,820,046	3,219,820	3,007,521	2,884,688	-335,132	-10.4%
Maintenance & Operations	156,565	198,862	214,635	191,585	180,735	-33,900	-15.8%
Allocated Costs	784,294	971,921	915,088	915,088	1,067,499	152,411	16.7%
Capital and Non-Capital Project	2,917	16,183	0	16,762	0	0	0.0%
	<b>\$3,347,523</b>	<b>\$4,007,012</b>	<b>\$4,349,543</b>	<b>\$4,130,956</b>	<b>\$4,132,922</b>	<b>-216,621</b>	<b>-5.0%</b>

### Program 1004210: CRIMINAL INVESTIGATIONS

Expenditure Summary	FY 2022-23 Actual	FY 2023-24 Actual	FY 2024-25 Budget	FY 2024-25 Projection	FY 2025-26 Proposed	\$ Inc/-Dec	%
Personnel Services	3,540,436	4,234,932	5,228,369	5,266,932	4,875,197	-353,172	-6.8%
Maintenance & Operations	136,048	135,884	145,640	144,140	154,740	9,100	6.2%
Allocated Costs	1,210,559	1,484,535	1,443,214	1,443,214	1,956,500	513,286	35.6%
Capital and Non-Capital Project	0	0	52,910	30,000	0	-52,910	-100.0%
	<b>\$4,887,043</b>	<b>\$5,855,351</b>	<b>\$6,870,133</b>	<b>\$6,884,286</b>	<b>\$6,986,437</b>	<b>116,304</b>	<b>1.7%</b>

### Program 10042101: CRIME ANALYSIS

Expenditure Summary	FY 2022-23 Actual	FY 2023-24 Actual	FY 2024-25 Budget	FY 2024-25 Projection	FY 2025-26 Proposed	\$ Inc/-Dec	%
Personnel Services	315,607	252,106	267,039	267,039	260,860	-6,179	-2.3%
Maintenance & Operations	64,710	59,217	70,070	70,070	93,665	23,595	33.7%
Allocated Costs	0	0	24,356	24,356	20,608	-3,748	-15.4%
	<b>\$380,317</b>	<b>\$311,323</b>	<b>\$361,465</b>	<b>\$361,465</b>	<b>\$375,133</b>	<b>13,668</b>	<b>3.8%</b>



# POLICE - Expenditure Summary

FY 2025-26



## Department Programs

### Program 10042102: SPECIAL INVESTIGATIONS UNIT

Expenditure Summary	FY 2022-23 Actual	FY 2023-24 Actual	FY 2024-25 Budget	FY 2024-25 Projection	FY 2025-26 Proposed	\$ Inc/-Dec	%
Personnel Services	1,953,939	2,470,862	2,602,982	2,312,384	2,289,090	-313,892	-12.1%
Maintenance & Operations	15,712	15,180	22,700	21,700	23,300	600	2.6%
Allocated Costs	0	0	188,770	188,770	147,923	-40,847	-21.6%
	<b>\$1,969,651</b>	<b>\$2,486,042</b>	<b>\$2,814,452</b>	<b>\$2,522,854</b>	<b>\$2,460,313</b>	<b>-354,139</b>	<b>-12.6%</b>

### Program 1004220: COMMUNICATIONS

Expenditure Summary	FY 2022-23 Actual	FY 2023-24 Actual	FY 2024-25 Budget	FY 2024-25 Projection	FY 2025-26 Proposed	\$ Inc/-Dec	%
Personnel Services	2,585,841	2,803,413	3,236,022	3,096,170	2,976,230	-259,792	-8.0%
Maintenance & Operations	6,446	7,524	8,665	6,465	8,665	0	0.0%
Allocated Costs	522,213	561,850	503,537	503,537	675,212	171,675	34.1%
	<b>\$3,114,500</b>	<b>\$3,372,787</b>	<b>\$3,748,224</b>	<b>\$3,606,172</b>	<b>\$3,660,107</b>	<b>-88,117</b>	<b>-2.4%</b>

### Program 1004230: RECORDS & EVIDENCE

Expenditure Summary	FY 2022-23 Actual	FY 2023-24 Actual	FY 2024-25 Budget	FY 2024-25 Projection	FY 2025-26 Proposed	\$ Inc/-Dec	%
Personnel Services	1,677,063	1,810,220	2,084,364	2,006,807	1,867,893	-216,471	-10.4%
Maintenance & Operations	43,174	45,027	48,040	48,263	63,740	15,700	32.7%
Allocated Costs	334,530	349,228	338,162	338,162	444,514	106,352	31.5%
	<b>\$2,054,767</b>	<b>\$2,204,475</b>	<b>\$2,470,566</b>	<b>\$2,393,232</b>	<b>\$2,376,147</b>	<b>-94,419</b>	<b>-3.8%</b>



# POLICE - Expenditure Summary

FY 2025-26



## Department Programs

### Program 1004250: TRAINING

Expenditure Summary	FY 2022-23 Actual	FY 2023-24 Actual	FY 2024-25 Budget	FY 2024-25 Projection	FY 2025-26 Proposed	\$ Inc/-Dec	%
Personnel Services	1,176,318	1,216,360	1,481,684	1,397,907	1,338,131	-143,553	-9.7%
Maintenance & Operations	966,569	999,529	1,176,968	1,146,750	1,131,568	-45,400	-3.9%
Allocated Costs	293,826	318,736	311,402	311,402	345,601	34,199	11.0%
Capital and Non-Capital Project	6,598	22,367	0	0	0	0	0.0%
	<b>\$2,443,311</b>	<b>\$2,556,992</b>	<b>\$2,970,054</b>	<b>\$2,856,059</b>	<b>\$2,815,300</b>	<b>-154,754</b>	<b>-5.2%</b>

### Program 1004260: COMMUNITY RELATIONS

Expenditure Summary	FY 2022-23 Actual	FY 2023-24 Actual	FY 2024-25 Budget	FY 2024-25 Projection	FY 2025-26 Proposed	\$ Inc/-Dec	%
Personnel Services	345,778	380,643	623,245	517,235	504,578	-118,667	-19.0%
Maintenance & Operations	17,477	22,966	25,700	23,800	34,450	8,750	34.0%
Allocated Costs	151,434	183,440	189,298	189,298	184,195	-5,103	-2.7%
	<b>\$514,689</b>	<b>\$587,049</b>	<b>\$838,243</b>	<b>\$730,333</b>	<b>\$723,223</b>	<b>-115,020</b>	<b>-13.7%</b>

### Program 10042601: VOLUNTEERS

Expenditure Summary	FY 2022-23 Actual	FY 2023-24 Actual	FY 2024-25 Budget	FY 2024-25 Projection	FY 2025-26 Proposed	\$ Inc/-Dec	%
Personnel Services	2,830	5,837	4,000	4,000	6,000	2,000	50.0%
Maintenance & Operations	11,528	11,757	14,700	5,900	13,700	-1,000	-6.8%
	<b>\$14,358</b>	<b>\$17,594</b>	<b>\$18,700</b>	<b>\$9,900</b>	<b>\$19,700</b>	<b>1,000</b>	<b>5.3%</b>



# POLICE - Expenditure Summary

FY 2025-26



## Department Programs

### Program 10042602: COMMUNITY ACADEMIES

Expenditure Summary	FY 2022-23 Actual	FY 2023-24 Actual	FY 2024-25 Budget	FY 2024-25 Projection	FY 2025-26 Proposed	\$ Inc/-Dec	%
Personnel Services	3,759	5,198	10,000	10,000	8,000	-2,000	-20.0%
Maintenance & Operations	5,293	8,286	8,750	8,300	9,500	750	8.6%
	<b>\$9,052</b>	<b>\$13,484</b>	<b>\$18,750</b>	<b>\$18,300</b>	<b>\$17,500</b>	<b>-1,250</b>	<b>-6.7%</b>

### Program 10042603: POLICE SUBSTATIONS

Expenditure Summary	FY 2022-23 Actual	FY 2023-24 Actual	FY 2024-25 Budget	FY 2024-25 Projection	FY 2025-26 Proposed	\$ Inc/-Dec	%
Maintenance & Operations	2,300	2,263	2,900	2,900	63,900	61,000	2,103.4%
	<b>\$2,300</b>	<b>\$2,263</b>	<b>\$2,900</b>	<b>\$2,900</b>	<b>\$63,900</b>	<b>61,000</b>	<b>2,103.4%</b>

### Program 1004280: SCHOOL RESOURCE OFFICER

Expenditure Summary	FY 2022-23 Actual	FY 2023-24 Actual	FY 2024-25 Budget	FY 2024-25 Projection	FY 2025-26 Proposed	\$ Inc/-Dec	%
Personnel Services	636,830	789,797	1,081,155	1,070,033	996,268	-84,887	-7.9%
Maintenance & Operations	8,473	142	2,180	1,550	2,180	0	0.0%
Allocated Costs	179,183	247,046	274,485	274,485	314,889	40,404	14.7%
Capital and Non-Capital Project	0	0	61,410	60,750	0	-61,410	-100.0%
	<b>\$824,486</b>	<b>\$1,036,985</b>	<b>\$1,419,230</b>	<b>\$1,406,818</b>	<b>\$1,313,337</b>	<b>-105,893</b>	<b>-7.5%</b>





# POLICE - Expenditure Summary

FY 2025-26



## Department Programs

### Program 1004290: TECHNICAL SERVICES

Expenditure Summary	FY 2022-23 Actual	FY 2023-24 Actual	FY 2024-25 Budget	FY 2024-25 Projection	FY 2025-26 Proposed	\$ Inc/-Dec	%
Personnel Services	245,623	269,355	284,250	254,166	255,584	-28,666	-10.1%
Maintenance & Operations	207,999	273,566	309,700	271,150	302,110	-7,590	-2.5%
Allocated Costs	237,122	300,477	266,515	266,515	287,233	20,718	7.8%
Capital and Non-Capital Project	0	2,380	0	20,479	0	0	0.0%
	<b>\$690,744</b>	<b>\$845,778</b>	<b>\$860,465</b>	<b>\$812,310</b>	<b>\$844,927</b>	<b>-15,538</b>	<b>-1.8%</b>

### Program 10042901: COMMAND CENTER

Expenditure Summary	FY 2022-23 Actual	FY 2023-24 Actual	FY 2024-25 Budget	FY 2024-25 Projection	FY 2025-26 Proposed	\$ Inc/-Dec	%
Personnel Services	0	914	3,000	3,000	3,000	0	0.0%
Maintenance & Operations	3,575	4,819	5,300	3,900	5,300	0	0.0%
	<b>\$3,575</b>	<b>\$5,733</b>	<b>\$8,300</b>	<b>\$6,900</b>	<b>\$8,300</b>	<b>0</b>	<b>0.0%</b>

### Program 12040002: ASSET FORFEITURE/DEPT OF JUSTICE

Expenditure Summary	FY 2022-23 Actual	FY 2023-24 Actual	FY 2024-25 Budget	FY 2024-25 Projection	FY 2025-26 Proposed	\$ Inc/-Dec	%
Maintenance & Operations	19,921	0	0	0	0	0	0.0%
Capital Outlay/Improvements	21,256	0	0	0	0	0	0.0%
Capital and Non-Capital Project	253,246	37,610	90,858	166,570	0	-90,858	-100.0%
	<b>\$294,423</b>	<b>\$37,610</b>	<b>\$90,858</b>	<b>\$166,570</b>	<b>\$0</b>	<b>-90,858</b>	<b>-100.0%</b>



# POLICE - Expenditure Summary

FY 2025-26



## Department Programs

### Program 12340002: ASSET FORFEITURE

Expenditure Summary	FY 2022-23 Actual	FY 2023-24 Actual	FY 2024-25 Budget	FY 2024-25 Projection	FY 2025-26 Proposed	\$ Inc/-Dec	%
Maintenance & Operations	0	770	0	0	0	0	0.0%
	<b>\$0</b>	<b>\$770</b>	<b>\$0</b>	<b>\$0</b>	<b>\$0</b>	<b>0</b>	<b>0.0%</b>

### Program 1304000: AB 3229 STATE COPS GRANT

Expenditure Summary	FY 2022-23 Actual	FY 2023-24 Actual	FY 2024-25 Budget	FY 2024-25 Projection	FY 2025-26 Proposed	\$ Inc/-Dec	%
Maintenance & Operations	11,800	11,800	0	0	0	0	0.0%
Capital and Non-Capital Project	171,107	156,165	280,101	123,014	0	-280,101	-100.0%
	<b>\$182,907</b>	<b>\$167,965</b>	<b>\$280,101</b>	<b>\$123,014</b>	<b>\$0</b>	<b>-280,101</b>	<b>-100.0%</b>

### Program 1354000: JUSTICE ASSIST GRANT

Expenditure Summary	FY 2022-23 Actual	FY 2023-24 Actual	FY 2024-25 Budget	FY 2024-25 Projection	FY 2025-26 Proposed	\$ Inc/-Dec	%
Capital and Non-Capital Project	0	78,853	0	30,407	0	0	0.0%
	<b>\$0</b>	<b>\$78,853</b>	<b>\$0</b>	<b>\$30,407</b>	<b>\$0</b>	<b>0</b>	<b>0.0%</b>

### Program 6507035: CUSTODIAL MAINTENANCE PD

Expenditure Summary	FY 2022-23 Actual	FY 2023-24 Actual	FY 2024-25 Budget	FY 2024-25 Projection	FY 2025-26 Proposed	\$ Inc/-Dec	%
Personnel Services	0	0	0	0	366,892	366,892	100.0%
Maintenance & Operations	0	0	0	0	6,150	6,150	100.0%
Allocated Costs	0	0	0	0	85,916	85,916	100.0%
	<b>\$0</b>	<b>\$0</b>	<b>\$0</b>	<b>\$0</b>	<b>\$458,958</b>	<b>458,958</b>	<b>100.0%</b>



**POLICE**  
**OFFICE OF THE CHIEF**  
**Program: 1004000**



Obj/Prj No.	Description	FY 2022-23 Actual	FY 2023-24 Actual	FY 2024-25 Budget	FY 2024-25 Projected	FY 2025-26 Proposed
<b>Personnel Services</b>						
41000	Full-Time Salaries	451,413	487,192	692,687	692,937	698,423
41020	Over-Time Salaries	48	0	300	1,407	0
41070	Employee Svcs Allocated	318,435	362,495	510,857	510,857	387,625
	<b>Subtotal</b>	<b>769,896</b>	<b>849,687</b>	<b>1,203,844</b>	<b>1,205,201</b>	<b>1,086,048</b>
<b>Maintenance &amp; Operations</b>						
43000	Office Supplies	2,159	2,029	2,500	2,500	2,500
43030	Postage	12,999	13,060	10,000	13,000	13,000
43050	Operate Equip/Prgrm Supplies	8,872	8,858	11,600	11,600	15,350
43210	Printing & Binding	1,327	1,219	1,200	1,200	1,200
43310	Dues & Publications	10,448	9,872	11,273	7,158	7,158
43500	City Atty Services	34,216	25,005	40,000	25,000	0
43510	Outside Atty Services	167,841	218,806	260,000	225,000	260,000
43650	Other Contractual	767,972	808,651	202,300	202,300	207,250
44001	Debt Svc Sbita Principal	155,145	152,928	0	0	0
44002	Debtsvc Leased Asset Principal	190,813	203,411	0	0	0
44011	Debt Svc Sbita Interest	1,714	3,932	0	0	0
44012	Debt Svc Leased Asset Interest	1,982	4,634	0	0	0
	<b>Subtotal</b>	<b>1,355,488</b>	<b>1,452,405</b>	<b>538,873</b>	<b>487,758</b>	<b>506,458</b>
<b>Allocated Services</b>						
46000	Central Services Allocated	57,946	50,677	50,608	50,608	43,171
46010	Insurance Allocated	62,784	71,345	90,049	90,049	76,827
46020	Building Allocated	66,769	81,837	66,844	66,844	149,532
46030	Vehicle Allocated	98,924	136,719	145,586	145,586	108,011
	<b>Subtotal</b>	<b>286,423</b>	<b>340,578</b>	<b>353,087</b>	<b>353,087</b>	<b>377,541</b>



**POLICE**  
**OFFICE OF THE CHIEF**  
**Program: 1004000**



Obj/Prj No.	Description	FY 2022-23 Actual	FY 2023-24 Actual	FY 2024-25 Budget	FY 2024-25 Projected	FY 2025-26 Proposed
<b>Capital and Non-Capital Projects</b>						
G4222	2021 Step Grant 20.600	35,938	0	0	0	0
G4223	2021 Step Grant 20.600	14,705	0	0	0	0
G4225	2022 Tobacco Grant Program	5,632	11,078	0	0	0
G4228	2021 E.M.P. Grant	20,094	0	0	0	0
G4230	Officer Wellness & Mental Health Gr	3,300	23,675	0	8,158	0
G4231	2021 Listos Ca Cert Support Grant	1,514	13,003	0	0	0
G4233	2022 Step Grant Cfda 20.608	56,447	42,499	0	0	0
G4234	2022 Step Grant Cfda 20.600	41,815	13,213	0	0	0
G4235	2020 Homeland Security Grant Progra	24,975	0	0	0	0
G4243	FY 2022 E.M.P.G.	0	23,785	0	0	0
G4245	FY2022 Motorcycle Safety Edu & Trai	0	19,756	0	5,151	0
G4247	2022 And 2023 Selective Traffic Enf	0	71,655	0	51,976	0
G4248	2022 And 2023 Selective Traffic Enf	0	49,718	0	16,844	0
G424A	2021 Homeland Security Grant	0	23,827	0	0	0
G424B	2022 Homeland Security Grant	0	20,540	0	0	0
G424D	Hazard Mitigation Grant Prepare Ca	0	17,517	0	73,683	0
G424H	CAnnabis Tax Fund Grant Program	0	0	110,153	113,938	0
G4252	2023 & 2024 Motorcyclist Grant	0	0	20,000	9,618	0
G4253	2023 And 2024 Step Grant 20.608	0	0	140,000	63,837	0
G4254	2023 And 2024 Step Grant 20.600	0	0	80,000	24,916	0
G4258	2023 Homeland Security Fed. Grant	0	0	27,162	27,162	0
G425B	2024-25 Tobacco Grant Program State	0	0	15,633	1,778	0
R4161	Coplink Project S/B Cty	16,500	0	0	0	0
<b>Subtotal</b>		<b>220,920</b>	<b>330,266</b>	<b>392,948</b>	<b>397,061</b>	<b>0</b>
<b>Total</b>		<b>2,632,727</b>	<b>2,972,936</b>	<b>2,488,752</b>	<b>2,443,107</b>	<b>1,970,047</b>

## Police Department

### Program: Office of the Chief - 1004000

#### Code Explanation

Code 41000:	Provides for full-time salary expense for Chief, Management Assistant (was Administrative Secretary), a Corporal, and Emergency Preparedness Coordinator.
Code 41020:	Remove due to historical actuals.
Code 41070:	Provides for Employee allocation.
Code 43000:	Provides for office supplies.
Code 43030:	Provides for department postage and express mailing. Increase due to actual use.
Code 43050:	Provide for Awards, Plaques, Retirement Badges (\$4,500), Dept. Annual Awards (\$8,000), Wellness Program (Peer Support, and Family Matters) program supplies (\$1,700), the Police Museum (\$1,000), and replacement of office equipment (\$150). Increase due to higher actual cost of supplies for Department Awards, plaques, and badges.
Code 43210:	Provides for printing of business cards, reports, and business card stock (\$1,200).
Code 43310:	Provides for CA Police Chief (\$2,673), CA Peace Officers Association (\$175), S/B Police Chiefs (\$500), Cal-Chiefs (\$300), International Association of Chiefs of Police (\$600) and membership dues for professional law enforcement associations, publications/Subscriptions (\$430), survey (\$600), Police Executive Research Forum membership (\$200), FBI National Academy Associates membership (\$260), and Leadership Training publications (\$1,500). Decrease due to cancelled membership dues for We Tip.
Code 43500:	Removed. Decrease in FY25-26 is due to the reallocation of City Attorney Services to the Administration Department's Attorney Services program 1002010.
Code 43510:	Provides for Legal Fees for Nuisance Abatement Cases and Misdemeanor Case Prosecutions.
Code 43650:	Provides for Transcription Service (\$25,000), CAL ID services (\$117,850), Counseling Team Employee Assistance (\$17,000), Professional Coaching (\$15,000), Interpretation Services (\$3,000), and crisis communication services (\$10,000) per the requirements of SB 1421 and SB 748, and first responder psychological and annual wellness services (\$15,000). The increase is due to annual wellness services and the rise in the actual cost of CAL ID services, which is determined by the city's population.
Code 46000:	Provides for Central Services allocation.
Code 46010:	Provides for Insurance allocation.
Code 46020:	Provides for Building allocation.
Code 46030:	Provides for Vehicle allocation.



**This page left intentionally blank.**



**POLICE  
EMERGENCY SERVICES  
Program: 10040001**



Obj/Prj No.	Description	FY 2022-23 Actual	FY 2023-24 Actual	FY 2024-25 Budget	FY 2024-25 Projected	FY 2025-26 Proposed
<b>Maintenance &amp; Operations</b>						
43000	Office Supplies	478	472	750	750	750
43050	Operate Equip/Prgm Supplies	12,617	12,960	12,800	12,800	12,800
43210	Printing & Binding	1,443	1,096	1,500	700	1,500
43310	Dues & Publications	75	75	100	75	75
43320	Training/Education/Mtgs	5,430	4,310	5,700	4,000	5,700
43650	Other Contractual	28,279	28,284	31,500	28,350	28,435
<b>Subtotal</b>		<b>48,322</b>	<b>47,197</b>	<b>52,350</b>	<b>46,675</b>	<b>49,260</b>
<b>Total</b>		<b>48,322</b>	<b>47,197</b>	<b>52,350</b>	<b>46,675</b>	<b>49,260</b>

**Police Department****Sub-Program: Emergency Services - 10040001****Code Explanation**

Code 43000:	Provides for office supplies (\$750).
Code 43050:	Provides for Office of Emergency Services: Emergency Supplies for 3 Days (\$6,300), EOC Supplies (\$1,500); Emergency Supplies/City Facilities (\$3,000); Emergency Prep Giveaways (\$2,000).
Code 43210:	Provides for printing of educational material related to disasters (\$1,500).
Code 43310:	Provides for membership dues for California Emergency Services Association (\$75). Reduced due to not renewing the membership with Voluntary Organizations Active in Disaster.
Code 43320:	Provides for Citywide and individual disaster training (\$5,700).
Code 43650:	Provides for Chino Notify Annual Agreement (\$28,435). Reduced due to a discounted price for a multi-year contract.





**POLICE**  
**PROFESSIONAL STANDARDS**  
**Program: 1004010**



Obj/Prj No.	Description	FY 2022-23 Actual	FY 2023-24 Actual	FY 2024-25 Budget	FY 2024-25 Projected	FY 2025-26 Proposed
<b>Personnel Services</b>						
41000	Full-Time Salaries	557,899	625,502	677,299	601,624	667,895
41010	Part-Time Salaries	54,501	26,030	131,388	35,000	68,509
41020	Over-Time Salaries	71,523	85,196	112,415	112,415	112,415
41070	Employee Svcs Allocated	400,669	459,737	499,508	555,453	370,682
	<b>Subtotal</b>	<b>1,084,592</b>	<b>1,196,465</b>	<b>1,420,610</b>	<b>1,304,492</b>	<b>1,219,501</b>
<b>Maintenance &amp; Operations</b>						
43000	Office Supplies	1,732	1,546	1,750	1,750	1,750
43050	Operate Equip/Prgrm Supplies	1,217	1,473	2,000	2,000	2,000
43070	Software Licenses/Subscription	3,505	11,904	14,228	14,228	14,228
43210	Printing & Binding	816	830	950	950	950
43310	Dues & Publications	188	290	380	380	380
43650	Other Contractual	397	771	1,100	1,100	1,100
	<b>Subtotal</b>	<b>7,855</b>	<b>16,814</b>	<b>20,408</b>	<b>20,408</b>	<b>20,408</b>
<b>Allocated Services</b>						
46000	Central Services Allocated	42,129	37,330	46,873	46,873	36,352
46010	Insurance Allocated	94,219	104,092	105,129	105,129	81,004
46020	Building Allocated	100,666	123,761	78,038	78,038	157,664
46030	Vehicle Allocated	115,246	164,775	153,152	153,152	144,148
	<b>Subtotal</b>	<b>352,260</b>	<b>429,958</b>	<b>383,192</b>	<b>383,192</b>	<b>419,168</b>
	<b>Total</b>	<b>1,444,707</b>	<b>1,643,237</b>	<b>1,824,210</b>	<b>1,708,092</b>	<b>1,659,077</b>

## Police Department

### Program: Professional Standards - 1004010

#### Code Explanation

Code 41000:	Provides for the full-time salaries of a Lieutenant (50%), (1) Sergeant, (1) Police Officer, (1) Senior Management Analyst, and (1) Administrative Assistant (was Clerk Typist II).
Code 41010:	Provides for part-time salary for (1) Background Investigator, and (1) Police Payroll Assistant (was Clerk Typist II). Decrease due to funds for the (1) part-time Police Officer was re-allocated to the Air Support Program for the three (3) part-time Police Helicopter Pilots.
Code 41020:	Overtime for Lieutenant, Sergeant, Police Officer, and Administrative Assistant (was Clerk Typist II) regarding special investigations such as officer involved shootings, internal investigations, citizen complaint investigations, threshold incident response, civil liability response and investigation, public hearings, background investigations, recruitment, job fairs, training, and briefings.
Code 41070:	Provides for Employee allocation.
Code 43000:	Provides for general office supplies (\$1,750).
Code 43050:	Provides for Recruitment Team supplies (\$1,000), and replacement office equipment (\$1,000).
Code 43070:	Provides for software maintenance costs for internal affairs software Blue Team module for IA Pro (\$5,000), and IA Pro (\$1,428), and software renewal e-Soph for managing public safety background (\$7,800).
Code 43210:	Provides for printing of business cards and recruitment printing (\$950).
Code 43310:	Provides for membership dues for Municipal Management Association (\$200) and CA Background Investigators Association (\$180).
Code 43650:	Provides for EDD Reports (\$400) and Credit Reports (\$1,100).
Code 46000:	Provides for Central Services allocation.
Code 46010:	Provides for Insurance allocation.
Code 46020:	Provides for Building allocation.
Code 46030:	Provides for Vehicle allocation.



**POLICE  
PATROL SERVICES  
Program: 1004100**



Obj/Prj No.	Description	FY 2022-23 Actual	FY 2023-24 Actual	FY 2024-25 Budget	FY 2024-25 Projected	FY 2025-26 Proposed
<b>Personnel Services</b>						
41000	Full-Time Salaries	8,854,526	9,131,431	10,072,105	9,450,193	10,203,837
41010	Part-Time Salaries	63,397	69,168	137,883	114,000	137,883
41020	Over-Time Salaries	451,712	522,359	455,000	614,000	502,000
41025	Work Comp Pay	133,852	68,187	0	190,000	0
41070	Employee Svcs Allocated	6,517,530	7,345,408	7,428,177	8,260,133	5,663,130
	<b>Subtotal</b>	<b>16,021,017</b>	<b>17,136,553</b>	<b>18,093,165</b>	<b>18,628,326</b>	<b>16,506,850</b>
<b>Maintenance &amp; Operations</b>						
43000	Office Supplies	2,814	1,495	3,100	3,100	3,100
43050	Operate Equip/Prgrm Supplies	9,380	14,274	12,250	12,250	12,250
43210	Printing & Binding	1,760	1,209	2,000	2,000	2,000
43580	Maint/Contract Repair Svcs	5,503	5,914	6,500	6,000	6,500
43650	Other Contractual	9,534	18,778	18,750	18,750	18,750
	<b>Subtotal</b>	<b>28,991</b>	<b>41,670</b>	<b>42,600</b>	<b>42,100</b>	<b>42,600</b>
<b>Allocated Services</b>						
46000	Central Services Allocated	571,390	496,417	609,564	609,564	489,598
46010	Insurance Allocated	1,255,448	1,397,557	1,327,299	1,327,299	1,137,589
46020	Building Allocated	1,490,461	1,831,853	1,076,567	1,076,567	2,433,307
46030	Vehicle Allocated	1,435,307	1,842,950	1,943,030	1,943,030	1,740,381
	<b>Subtotal</b>	<b>4,752,606</b>	<b>5,568,777</b>	<b>4,956,460</b>	<b>4,956,460</b>	<b>5,800,875</b>
	<b>Total</b>	<b>20,802,614</b>	<b>22,747,000</b>	<b>23,092,225</b>	<b>23,626,886</b>	<b>22,350,325</b>

**Police Department****Program: Patrol Services 1004100****Code Explanation**

Code 41000:	Provides for full-time salaries for (1) Captain, (3) Lieutenants, (10) Sergeants, (6) Corporals (was 7 Corporals - re-assigned 1 Corporal to Office of the Chief in FY 24-25), (51) Police Officers, and (6) Police Service Officers.
Code 41010:	Provides for (2) Part-time Police Service Officers.
Code 41020:	Provides overtime for the replacement of staffing due to vacancies created by illness, family leave, bereavement leave, court time, vacations, emergency callouts, special assignments, special events, report writing, formal training, department level training and major case investigations. Increase due to COLA rate adjustments during mid-term FY 24-25
Code 41070:	Provides for Employee allocation.
Code 43000:	Provides for general office supplies for Patrol Services (\$3,000). Increase to \$3,100 due to anticipated increase in cost of supplies.
Code 43050:	Provides for fingerprint kits and supplies (\$4,200), Lidar batteries (\$375); batteries for digital recorders and cameras (\$2,850), Beat Cop Plaques/Awards (\$825), Mobile Field Force Equipment (\$3,500); Jail Operations – meals (\$500); and replacement PSO equipment (\$3,200. New).
Code 43210:	Provides for the cost of printing business cards and forms (\$1,000), and in-service training bulletins (\$1,000).
Code 43580:	Provides for maintenance of patrol equipment (\$1,000), towel service (\$4,500) includes annual fee increase, Jail Maintenance/Repair/Inspections (\$500). Increase due to anticipated cost increase for towel services.
Code 43650:	Provides for crime scene cleanup services (\$8,500), hazard cleaning of Patrol vehicles (\$8,250), and board-ups (\$2,000).
Code 46000:	Provides for Central Services allocation.
Code 46010:	Provides for Insurance allocation.
Code 46020:	Provides for Building allocation.
Code 46030:	Provides for Vehicle allocation.



**POLICE**  
**K-9 PROGRAM**  
**Program: 10041001**



Obj/Prj No.	Description	FY 2022-23 Actual	FY 2023-24 Actual	FY 2024-25 Budget	FY 2024-25 Projected	FY 2025-26 Proposed
<b>Personnel Services</b>						
41020	Over-Time Salaries	9,921	8,217	15,000	15,000	15,000
	<b>Subtotal</b>	<b>9,921</b>	<b>8,217</b>	<b>15,000</b>	<b>15,000</b>	<b>15,000</b>
<b>Maintenance &amp; Operations</b>						
43050	Operate Equip/Prgrm Supplies	6,946	5,958	7,800	7,800	11,900
43580	Maint/Contract Repair Svcs	105	58	500	500	500
43650	Other Contractual	15,834	17,273	28,000	20,000	28,000
	<b>Subtotal</b>	<b>22,885</b>	<b>23,289</b>	<b>36,300</b>	<b>28,300</b>	<b>40,400</b>
<b>Capital Outlay/Improvements</b>						
48090	Other Equipment	0	1,500	14,000	13,900	0
	<b>Subtotal</b>	<b>0</b>	<b>1,500</b>	<b>14,000</b>	<b>13,900</b>	<b>0</b>
	<b>Total</b>	<b>32,806</b>	<b>33,006</b>	<b>65,300</b>	<b>57,200</b>	<b>55,400</b>

**Police Department**

Sub-Program: K-9 - 10041001

**Code Explanation**

- Code 41020: Provides for overtime for training and K-9 call outs.
- Code 43050: Provide for replacement of leashes, collars, kennel, and equipment (\$3,100), replacement of training equipment (\$2,000), maintenance supplies (\$800), and dog food (\$6,000).  
Increase due to purchase of new equipment for new dog and actual price increase for dog food.
- Code 43580: Provides for repair of equipment (\$500).
- Code 43650: Provides for veterinary services (\$12,500), boarding of Patrol dogs (\$4,000), care services for dogs (\$1,500), and monthly training of K-9's (\$10,000).



**POLICE  
SWAT PROGRAM  
Program: 10041002**



Obj/Prj No.	Description	FY 2022-23 Actual	FY 2023-24 Actual	FY 2024-25 Budget	FY 2024-25 Projected	FY 2025-26 Proposed
<b>Personnel Services</b>						
41020	Over-Time Salaries	123,685	140,956	150,000	150,000	165,000
	<b>Subtotal</b>	<b>123,685</b>	<b>140,956</b>	<b>150,000</b>	<b>150,000</b>	<b>165,000</b>
<b>Maintenance &amp; Operations</b>						
43050	Operate Equip/Prgm Supplies	39,897	42,097	42,800	42,800	42,800
43310	Dues & Publications	725	250	950	500	1,025
43320	Training/Education/Mtgs	3,146	2,614	6,800	6,800	6,800
43580	Maint/Contract Repair Svcs	859	1,226	3,000	2,000	3,000
	<b>Subtotal</b>	<b>44,627</b>	<b>46,187</b>	<b>53,550</b>	<b>52,100</b>	<b>53,625</b>
	<b>Total</b>	<b>168,312</b>	<b>187,143</b>	<b>203,550</b>	<b>202,100</b>	<b>218,625</b>

**Police Department**

Sub-Program: SWAT - 10041002

**Code Explanation**

- Code 41020: Provides for overtime due to training and callouts.  
Increase due to additional operators, COLA, and historical actuals for more callouts.
- Code 43050: Provides equipment for targets (\$500), chemical agents (\$1,000), diversionary devices (\$5,000), less lethal munitions (\$1,800) and sniper equipment (\$2,500), and Training ammunitions (\$32,000).
- Code 43310: Provides for dues and publications, CA Association of Tactical Officers (CATO) (\$575), National Tactical Officers Association (\$450).  
Increase due to actual membership dues price increase.
- Code 43320: Provides for SWAT Shoot House Training (1,500), Sniper Range Training (\$3,000), and use of Carlsbad Training Facility (\$1,500).
- Code 43580: Provides for repair/maintenance of SWAT equipment (\$3,000).





**POLICE**  
**CRISIS INTERVENTION TEAM**  
**Program: 10041004**



Obj/Prj No.	Description	FY 2022-23 Actual	FY 2023-24 Actual	FY 2024-25 Budget	FY 2024-25 Projected	FY 2025-26 Proposed
<b>Personnel Services</b>						
41020	Over-Time Salaries	3,994	2,617	8,100	8,100	8,100
	<b>Subtotal</b>	<b>3,994</b>	<b>2,617</b>	<b>8,100</b>	<b>8,100</b>	<b>8,100</b>
<b>Maintenance &amp; Operations</b>						
43050	Operate Equip/Prgm Supplies	38	0	0	0	0
43310	Dues & Publications	50	0	0	0	0
43320	Training/Education/Mtgs	16,000	16,764	17,500	17,500	17,500
	<b>Subtotal</b>	<b>16,088</b>	<b>16,764</b>	<b>17,500</b>	<b>17,500</b>	<b>17,500</b>
	<b>Total</b>	<b>20,082</b>	<b>19,381</b>	<b>25,600</b>	<b>25,600</b>	<b>25,600</b>

## Police Department

Sub-Program: Crisis Intervention Team – 10041004

### Code Explanation

Code 41020: Provides for overtime for training and callouts.

Code 43320: Provides for CIT Annual Conference (\$17,500).



**POLICE**  
**SPECIAL EVENTS**  
**Program: 10041005**



Obj/Prj No.	Description	FY 2022-23 Actual	FY 2023-24 Actual	FY 2024-25 Budget	FY 2024-25 Projected	FY 2025-26 Proposed
<b>Personnel Services</b>						
41010	Part-Time Salaries	381	389	1,000	1,000	1,000
41020	Over-Time Salaries	93,901	135,016	110,835	120,000	132,000
<b>Subtotal</b>		<b>94,282</b>	<b>135,405</b>	<b>111,835</b>	<b>121,000</b>	<b>133,000</b>
<b>Allocated Services</b>						
46010	Insurance Allocated	0	0	0	0	110
<b>Subtotal</b>		<b>0</b>	<b>0</b>	<b>0</b>	<b>0</b>	<b>110</b>
<b>Total</b>		<b>94,282</b>	<b>135,405</b>	<b>111,835</b>	<b>121,000</b>	<b>133,110</b>

**Police Department**

Sub-Program: Special Events – 10041005

**Code Explanation**

Code 41010: Provides part-time salaries for Police Cadets working special event.

Code 41020: Provides overtime for personnel working special events that include: The Freedom Festival, July 4<sup>th</sup> detail, holiday retail theft detail, Christmas parade, New Year's detail, Mounted Posse holiday detail, and various community events. Also provides for Police presence at Commission Meetings and Fire Board Meetings, and traffic control events such as Demolition Derby, Relay for Life, and other non-city sponsored events. Some of these funds are reimbursed to the City through the event organizer such as Fire Board Meetings, and fireworks revenue.  
Increase due to actual cost of overtime for personnel working the events, and due to COLA effective mid-year 2024-25



**POLICE**  
**POSSE VOLUNTEER TEAM**  
**Program: 10041006**



Obj/Prj No.	Description	FY 2022-23 Actual	FY 2023-24 Actual	FY 2024-25 Budget	FY 2024-25 Projected	FY 2025-26 Proposed
<b>Personnel Services</b>						
41020	Over-Time Salaries	3,291	3,645	4,000	4,000	4,000
	<b>Subtotal</b>	<b>3,291</b>	<b>3,645</b>	<b>4,000</b>	<b>4,000</b>	<b>4,000</b>
<b>Maintenance &amp; Operations</b>						
43040	Uniforms	476	1,000	1,100	1,100	2,000
43050	Operate Equip/Prgrm Supplies	500	1,000	1,100	1,100	1,100
43320	Training/Education/Mtgs	0	1,000	1,000	1,000	1,500
	<b>Subtotal</b>	<b>976</b>	<b>3,000</b>	<b>3,200</b>	<b>3,200</b>	<b>4,600</b>
	<b>Total</b>	<b>4,267</b>	<b>6,645</b>	<b>7,200</b>	<b>7,200</b>	<b>8,600</b>

**Police Department**

Sub-Program: Posse Volunteer Team – 10041006

**Code Explanation**

- Code 41020: Provides for overtime for training and City events.
- Code 43040: Provides for Posse uniforms (\$2,000).  
Increase due to actual cost of replacement uniforms for members.
- Code 43050: Provides for operating equipment (\$1,100).
- Code 43320: Provides for Posse training (\$1,500).  
Increase due to additional rental of facility for obstacle training.



**POLICE  
BICYCLE PROGRAM  
Program: 10041007**



Obj/Prj No.	Description	FY 2022-23 Actual	FY 2023-24 Actual	FY 2024-25 Budget	FY 2024-25 Projected	FY 2025-26 Proposed
<b>Personnel Services</b>						
41020	Over-Time Salaries	1,952	1,219	2,564	3,100	3,100
	<b>Subtotal</b>	<b>1,952</b>	<b>1,219</b>	<b>2,564</b>	<b>3,100</b>	<b>3,100</b>
<b>Maintenance &amp; Operations</b>						
43050	Operate Equip/Prgm Supplies	3,801	93	3,000	3,000	1,500
43580	Maint/Contract Repair Svcs	695	737	1,000	500	1,000
	<b>Subtotal</b>	<b>4,496</b>	<b>830</b>	<b>4,000</b>	<b>3,500</b>	<b>2,500</b>
	<b>Total</b>	<b>6,448</b>	<b>2,049</b>	<b>6,564</b>	<b>6,600</b>	<b>5,600</b>

**Police Department****Sub-Program – Bicycle Program – 10041007****Code Explanation**

Code: 41020	Provides for overtime for Bike Rodeos, Bike Safety and Education (\$3,100). Increase due to COLA adjustment during mid-year FY 24-25.
Code: 43050	Provides for Bike Patrol supplies and equipment. Decrease - no planned rotational bicycle replacement for FY 25-26
Code: 43580	Provides for repair and maintenance of bicycles (\$1,000).





**POLICE**  
**UNMANNED AIRCRAFT SYSTEM PRGM**  
**Program: 10041008**



Obj/Prj No.	Description	FY 2022-23 Actual	FY 2023-24 Actual	FY 2024-25 Budget	FY 2024-25 Projected	FY 2025-26 Proposed
<b>Personnel Services</b>						
41020	Over-Time Salaries	4,882	3,190	9,000	9,000	7,000
	<b>Subtotal</b>	<b>4,882</b>	<b>3,190</b>	<b>9,000</b>	<b>9,000</b>	<b>7,000</b>
<b>Maintenance &amp; Operations</b>						
43000	Office Supplies	84	0	0	0	0
43050	Operate Equip/Prgrm Supplies	3,324	825	4,000	4,000	4,000
43070	Software Licenses/Subscription	7,120	4,940	8,320	5,000	5,000
43310	Dues & Publications	290	10	495	495	495
43320	Training/Education/Mtgs	3,998	2,143	4,500	4,500	4,500
43440	Telephone/I.S.P. Utilities	483	483	500	500	500
43580	Maint/Contract Repair Svcs	123	0	150	0	150
	<b>Subtotal</b>	<b>15,422</b>	<b>8,401</b>	<b>17,965</b>	<b>14,495</b>	<b>14,645</b>
<b>Capital Outlay/Improvements</b>						
48090	Other Equipment	0	7,427	0	0	0
	<b>Subtotal</b>	<b>0</b>	<b>7,427</b>	<b>0</b>	<b>0</b>	<b>0</b>
	<b>Total</b>	<b>20,304</b>	<b>19,018</b>	<b>26,965</b>	<b>23,495</b>	<b>21,645</b>

**Police Department****Sub-Program: UAS Program - 10041008****Code Explanation**

Code 41020:	Provides for overtime for training and callouts.
Code 43000:	Provides for general office supplies.
Code 43050:	Provides for replacement drone parts, batteries, and lighting equipment.
Code 43070:	Provides for annual maintenance and renewal cost for video streaming software.
Code 43310:	Provides for Dues and Publications (\$495).
Code 43320:	Provides for specialized Training (\$4,500).
Code 43440:	Provides wireless data services (FirstNet) for priority cellphone connection (\$500).
Code 43580:	Provides for Repair and Maintenance (\$150).



**POLICE**  
**REAL TIME CRIME CENTER**  
**Program: 10041009**



Obj/Prj No.	Description	FY 2022-23 Actual	FY 2023-24 Actual	FY 2024-25 Budget	FY 2024-25 Projected	FY 2025-26 Proposed
<b>Personnel Services</b>						
41000	Full-Time Salaries	189,986	203,042	204,547	204,547	213,208
41020	Over-Time Salaries	3,160	3,055	7,500	7,500	7,500
41070	Employee Svcs Allocated	137,879	150,199	150,853	150,853	118,330
<b>Subtotal</b>		<b>331,025</b>	<b>356,296</b>	<b>362,900</b>	<b>362,900</b>	<b>339,038</b>
<b>Maintenance &amp; Operations</b>						
43000	Office Supplies	0	73	150	150	150
43070	Software Licenses/Subscription	91,326	73,245	77,500	50,000	55,500
43310	Dues & Publications	0	90	100	100	150
43580	Maint/Contract Repair Svcs	24,111	23,759	25,000	20,000	5,000
43700	Lease Principal	0	157,000	150,000	150,000	228,300
<b>Subtotal</b>		<b>115,437</b>	<b>254,167</b>	<b>252,750</b>	<b>220,250</b>	<b>289,100</b>
<b>Allocated Services</b>						
46000	Central Services Allocated	12,718	13,553	16,911	16,911	14,600
46010	Insurance Allocated	0	0	26,591	26,591	23,453
<b>Subtotal</b>		<b>12,718</b>	<b>13,553</b>	<b>43,502</b>	<b>43,502</b>	<b>38,053</b>
<b>Capital Outlay/Improvements</b>						
48045	Software Packages >5000	0	1,541	0	0	0
<b>Subtotal</b>		<b>0</b>	<b>1,541</b>	<b>0</b>	<b>0</b>	<b>0</b>
<b>Total</b>		<b>459,180</b>	<b>625,557</b>	<b>659,152</b>	<b>626,652</b>	<b>666,191</b>

**Police Department****Program: Real Time Crime Center Program – 10041009****Code Explanation**

Code 41000:	Provides for full-time salary expenses of 17% of a Lieutenant, and (2) Crime Analysts.
Code 41020:	Provides for overtime for callouts and special events.
Code 41070:	Provides for Employee Allocation.
Code 43000:	Provides for office supplies.
Code 43070:	Provides for annual maintenance for the FlockOS subscription (\$35,000), Flock 911 (formerly Live 911 \$7,500) Vigilant LPR System renewal for Vigilant Hosting (\$3,000), and Vigilant Learn Renewal (\$10,000). Decrease due to renewal payment for APEX software (\$7,900) was moved to Technical Services Program, and Milestone VM camera software license renewal (\$4,600) was moved to Central Services.
Code 43310:	Provides for National Real Time Crime Center Association membership for department Crime Analysts (\$150).
Code 43580:	Provides maintenance and repair of POD Cameras (\$5,000). Decreased by \$20,000 due to phase-out of Vigilant cameras and replaced with leased Flock ALPR cameras. Flock handles all maintenance and repairs for their equipment.
Code 43700:	Provides for lease of automated license plate reader cameras throughout the City. Increase due to additional Flock cameras to the lease, to replace 48 Vigilant ALPR cameras that have reached end of life.
Code 46000:	Provides for Central Services Allocation.



**POLICE**  
**CRISIS NEGOTIATION TEAM (CNT)**  
**Program: 10041010**



Obj/Prj No.	Description	FY 2022-23 Actual	FY 2023-24 Actual	FY 2024-25 Budget	FY 2024-25 Projected	FY 2025-26 Proposed
<b>Personnel Services</b>						
41020	Over-Time Salaries	9,106	10,741	9,000	9,000	9,500
	<b>Subtotal</b>	<b>9,106</b>	<b>10,741</b>	<b>9,000</b>	<b>9,000</b>	<b>9,500</b>
<b>Maintenance &amp; Operations</b>						
43050	Operate Equip/Prgm Supplies	75	0	500	500	500
43070	Software Licenses/Subscription	2,895	2,895	2,895	2,895	2,895
43310	Dues & Publications	123	123	200	200	600
43580	Maint/Contract Repair Svcs	375	0	100	100	100
	<b>Subtotal</b>	<b>3,468</b>	<b>3,018</b>	<b>3,695</b>	<b>3,695</b>	<b>4,095</b>
<b>Allocated Services</b>						
46000	Central Services Allocated	372	281	334	334	304
	<b>Subtotal</b>	<b>372</b>	<b>281</b>	<b>334</b>	<b>334</b>	<b>304</b>
	<b>Total</b>	<b>12,946</b>	<b>14,040</b>	<b>13,029</b>	<b>13,029</b>	<b>13,899</b>

**Police Department**

Sub-Program: Crisis Negotiation Team – 10041010

**Code Explanation**

Code 41020:	Provides for overtime for training and callouts. Increase due to COLA effective mid-year FY 24-25
Code 43050:	Provides for the purchase of Negotiation Communication equipment (\$500).
Code 43070:	Provides for Law Enforcement Telecommunications System annual maintenance (\$2,895).
Code 43310:	Provides for California Association of Hostage Negotiators (\$600) membership dues. Increase due to additional members.
Code 43580:	Provides for repair/maintenance of equipment (\$100).



**POLICE**  
**SPECIAL OPERATIONS BUREAU**  
**Program: 10041011**



Obj/Prj No.	Description	FY 2022-23 Actual	FY 2023-24 Actual	FY 2024-25 Budget	FY 2024-25 Projected	FY 2025-26 Proposed
<b>Personnel Services</b>						
41000	Full-Time Salaries	595,195	724,077	740,628	690,680	747,344
41020	Over-Time Salaries	13,035	15,251	20,000	20,000	15,000
41070	Employee Svcs Allocated	457,825	531,280	546,213	546,213	414,776
	<b>Subtotal</b>	<b>1,066,055</b>	<b>1,270,608</b>	<b>1,306,841</b>	<b>1,256,893</b>	<b>1,177,120</b>
<b>Maintenance &amp; Operations</b>						
43000	Office Supplies	278	306	350	350	350
43650	Other Contractual	1,526	1,600	3,000	1,500	3,000
	<b>Subtotal</b>	<b>1,804</b>	<b>1,906</b>	<b>3,350</b>	<b>1,850</b>	<b>3,350</b>
<b>Allocated Services</b>						
46000	Central Services Allocated	31,319	27,646	36,709	36,709	28,324
46010	Insurance Allocated	0	0	96,282	96,282	82,208
	<b>Subtotal</b>	<b>31,319</b>	<b>27,646</b>	<b>132,991</b>	<b>132,991</b>	<b>110,532</b>
	<b>Total</b>	<b>1,099,178</b>	<b>1,300,160</b>	<b>1,443,182</b>	<b>1,391,734</b>	<b>1,291,002</b>

## Police Department

### Special Operations Bureau– 10041011

#### Code Explanation

Code 41000:	Provides for full-time salary expenses of 17% of a Lieutenant, a Sergeant, a Corporal, and (3) Police Officers.
Code 41020:	Provides for overtime for call outs and special events. Reduced due to historical actuals.
Code 41070:	Provides for Employee Allocation.
Code 43000:	Provides for office supplies.
Code 43650:	Provides for community engagement resources, such as homeless assistance, bus tickets, and motel room vouchers.
Code 46000:	Provides for Central Services Allocation.





**POLICE  
AIR SUPPORT  
Program: 10041012**



Obj/Prj No.	Description	FY 2022-23 Actual	FY 2023-24 Actual	FY 2024-25 Budget	FY 2024-25 Projected	FY 2025-26 Proposed
<b>Personnel Services</b>						
41010	Part-Time Salaries	0	0	0	0	62,000
41020	Over-Time Salaries	0	0	0	0	1,500
	<b>Subtotal</b>	<b>0</b>	<b>0</b>	<b>0</b>	<b>0</b>	<b>63,500</b>
<b>Maintenance &amp; Operations</b>						
43050	Operate Equip/Prgrm Supplies	0	0	0	0	52,811
43270	Liability Ins Premium	0	0	0	0	54,925
43310	Dues & Publications	0	0	0	0	200
43440	Telephone/I.S.P. Utilities	0	0	0	0	500
43580	Maint/Contract Repair Svcs	0	0	0	0	179,777
	<b>Subtotal</b>	<b>0</b>	<b>0</b>	<b>0</b>	<b>0</b>	<b>288,213</b>
<b>Allocated Services</b>						
46000	Central Services Allocated	0	0	0	0	8,022
46010	Insurance Allocated	0	0	0	0	6,820
	<b>Subtotal</b>	<b>0</b>	<b>0</b>	<b>0</b>	<b>0</b>	<b>14,842</b>
	<b>Total</b>	<b>0</b>	<b>0</b>	<b>0</b>	<b>0</b>	<b>366,555</b>

## Police Department

### Sub-Program: (New) Air Support – 10041012

This new, planned program provides a dedicated police helicopter to enhance operational capabilities to improve response times, enhance safety, support ground operations, and deter crime through rapid aerial patrol and incident management.

#### Code Explanation

Code 41010:	Provides for part-time salaries for three (3) police helicopter pilots. Funds from a (1) part-time Police Officer position from the Professional Standards Program were re-allocated to the Air Support Program.
Code 41020:	Provides for overtime for task force callouts.
Code 43050:	Provides for fuel (\$51,000) and equipment supplies/parts (\$1,811) beginning mid FY25-26.
Code 43270:	Provides liability and hull insurance (\$54,925).
Code 43310:	Provides for membership dues for (Airborne Public Safety Association) (\$200).
Code 43440:	Provides wireless services for helicopter downlink beginning mid FY25-26.
Code 43580:	For FY 25-26, provides for six-months' worth of inspections (\$14,074), contract maintenance (\$6,283), component overhaul (\$627), and maintenance reserve for maintenance expenses and future overhauls (\$158,793).



**POLICE**  
**TRAFFIC SERVICES**  
**Program: 1004200**



Obj/Prj No.	Description	FY 2022-23 Actual	FY 2023-24 Actual	FY 2024-25 Budget	FY 2024-25 Projected	FY 2025-26 Proposed
<b>Personnel Services</b>						
41000	Full-Time Salaries	1,315,927	1,450,334	1,621,712	1,467,508	1,638,637
41010	Part-Time Salaries	117,900	164,034	350,095	292,000	350,095
41020	Over-Time Salaries	48,217	62,805	52,000	52,000	52,000
41025	Work Comp Pay	0	2,159	0	0	0
41070	Employee Svcs Allocated	921,703	1,140,714	1,196,013	1,196,013	843,956
	<b>Subtotal</b>	<b>2,403,747</b>	<b>2,820,046</b>	<b>3,219,820</b>	<b>3,007,521</b>	<b>2,884,688</b>
<b>Maintenance &amp; Operations</b>						
43000	Office Supplies	608	557	700	500	700
43050	Operate Equip/Prgrm Supplies	5,600	9,155	8,000	8,000	8,000
43070	Software Licenses/Subscription	25,350	36,750	37,650	30,000	3,750
43210	Printing & Binding	231	130	200	200	200
43310	Dues & Publications	517	747	885	885	885
43320	Training/Education/Mtgs	1,378	0	0	0	0
43541	County/State Cit Fees	71,675	69,220	77,000	77,000	77,000
43580	Maint/Contract Repair Svcs	1,626	4,191	5,000	5,000	5,000
43650	Other Contractual	49,580	78,112	85,200	70,000	85,200
	<b>Subtotal</b>	<b>156,565</b>	<b>198,862</b>	<b>214,635</b>	<b>191,585</b>	<b>180,735</b>
<b>Allocated Services</b>						
46000	Central Services Allocated	92,495	87,858	113,102	113,102	90,514
46010	Insurance Allocated	195,381	236,455	256,335	256,335	205,781
46020	Building Allocated	225,403	300,765	190,279	190,279	400,525
46030	Vehicle Allocated	271,015	346,843	355,372	355,372	370,679
	<b>Subtotal</b>	<b>784,294</b>	<b>971,921</b>	<b>915,088</b>	<b>915,088</b>	<b>1,067,499</b>
<b>Capital and Non-Capital Projects</b>						
N4221	Officer Traffic (New)	2,917	0	0	0	0
N4224	FY23-24 New Positions	0	16,183	0	16,762	0
	<b>Subtotal</b>	<b>2,917</b>	<b>16,183</b>	<b>0</b>	<b>16,762</b>	<b>0</b>
<b>Total</b>		<b>3,347,523</b>	<b>4,007,012</b>	<b>4,349,543</b>	<b>4,130,956</b>	<b>4,132,922</b>

## Police Department

### Program: Traffic Services - 1004200

#### Code Explanation

Code 41000:	Provides for full-time salary expense of 33% of a Lieutenant, (1) Sergeant, (1) Corporal, (8) Officers, (1) Records Technician.
Code 41010:	Provides for (7) part-time cadets, each @ 35 hours/week.
Code 41020:	Provides for staff overtime due to after hour callouts for qualifying traffic collisions, off-duty court appearances, scheduled checkpoints, and speed enforcement detail.
Code 41070:	Provides for Employee allocation.
Code 43000:	Provides for office and field supplies.
Code 43050:	Provides for Radar/Laser batteries, chargers, and supplies (\$1,000); Investigation supplies (\$2,500); Simulator Solution (\$1,350); Motor helmets (\$2,400); PBT Mouthpieces (\$550); and Batteries (\$200).
Code 43070:	Provides for Crash Data Recorder Software (\$1,250), and annual Leica Scan Station Maintenance (\$2,500). Decrease due to removal of one-time purchase of hardware for e-Parking Citation enforcement.
Code 43210:	Provides for the printing of business cards for Bureau personnel (\$200).
Code 43310:	Provides for Title 13 Update Publications (\$385), and Orange County Traffic Investigator Association (\$250) and Commercial Reference Guides (\$250).
Code 43541:	Provides for State and County surcharges (\$50,000) for taxable revenue from citations collected, which is offset by State and County fees collected through Data Ticket.
Code 43580:	Provides for calibration of enforcement LIDARS (\$1,000), Repairs for existing LIDARS (\$1,500), Motor maintenance supplies (\$500), Motor Helmet Communications repair (\$1,500), and Portable Scale Calibration (\$500).
Code 43650:	Provides for towing and storage of non-police vehicles (\$6,000); Fee for certified and non-certified weighing of collision and commercial vehicles (\$100), GPS Locate for Traffic investigations (\$500), DMV Administrative Expense (\$3,600. New) and Parking/Firework/Truck citation collection fees to the San Bernardino County Auditor and Data Ticket, Inc. (\$75,000). Expenditures for citation collection fees are offset by citation revenue.
Code 46000:	Provides for Central Services allocation.
Code 46010:	Provides for Insurance allocation.
Code 46020:	Provides for Building allocation.
Code 46030:	Provides for Vehicle allocation.



**POLICE**  
**CRIMINAL INVESTIGATIONS**  
**Program: 1004210**



Obj/Prj No.	Description	FY 2022-23 Actual	FY 2023-24 Actual	FY 2024-25 Budget	FY 2024-25 Projected	FY 2025-26 Proposed
<b>Personnel Services</b>						
41000	Full-Time Salaries	1,942,244	2,405,793	2,894,722	2,930,621	2,917,184
41020	Over-Time Salaries	241,749	218,884	198,790	198,790	208,000
41025	Work Comp Pay	0	0	0	2,664	0
41070	Employee Svcs Allocated	1,356,443	1,610,255	2,134,857	2,134,857	1,750,013
	<b>Subtotal</b>	<b>3,540,436</b>	<b>4,234,932</b>	<b>5,228,369</b>	<b>5,266,932</b>	<b>4,875,197</b>
<b>Maintenance &amp; Operations</b>						
43000	Office Supplies	2,836	3,139	3,500	2,000	3,500
43050	Operate Equip/Prgrm Supplies	927	1,276	1,350	1,350	1,350
43070	Software Licenses/Subscription	5,915	8,757	9,440	9,440	10,540
43210	Printing & Binding	492	246	600	600	600
43310	Dues & Publications	55	0	250	250	250
43610	Medical Services	122,928	114,181	122,000	122,000	122,000
43650	Other Contractual	2,895	8,285	8,500	8,500	16,500
	<b>Subtotal</b>	<b>136,048</b>	<b>135,884</b>	<b>145,640</b>	<b>144,140</b>	<b>154,740</b>
<b>Allocated Services</b>						
46000	Central Services Allocated	130,590	118,576	165,645	165,645	152,999
46010	Insurance Allocated	282,434	325,602	376,314	376,314	346,849
46020	Building Allocated	473,924	625,285	437,544	437,544	1,003,120
46030	Vehicle Allocated	323,611	415,072	463,711	463,711	453,532
	<b>Subtotal</b>	<b>1,210,559</b>	<b>1,484,535</b>	<b>1,443,214</b>	<b>1,443,214</b>	<b>1,956,500</b>
<b>Capital and Non-Capital Projects</b>						
N4224	FY23-24 New Positions	0	0	52,910	30,000	0
	<b>Subtotal</b>	<b>0</b>	<b>0</b>	<b>52,910</b>	<b>30,000</b>	<b>0</b>
	<b>Total</b>	<b>4,887,043</b>	<b>5,855,351</b>	<b>6,870,133</b>	<b>6,884,286</b>	<b>6,986,437</b>

## Police Department

### Program: Criminal Investigations - 1004210

#### Code Explanation

Code 41000:	Provides for full-time salaries of (2) 100% Sergeant, (1) 75% of a Sergeant, (9) Corporals, (4) Police Officers, (1) Records Technician, 30% of a Deputy Chief, and 50% of a Lieutenant, 17% of (5) School Resource Officers, and (1) Police Service Officer.
Code 41020:	Provides for overtime expenses to attend mandatory training, call outs and bureau meetings. Increase due to historical actuals and COLA during mid-year FY 24-25
Code 41070:	Provides for Employee allocation.
Code 43000:	Provides for general office supplies (\$3,500).
Code 43050:	Provides for operating supplies/equipment (\$1,350).
Code 43070:	Provides for the annual maintenance cost for software - VPN Anonymizer (\$40), Warrant Builder (\$6,500) for warrant writing and Berla Corp Reader (\$4,000). Increase due to actual software price increases.
Code 43210:	Provides for business cards, color photo development of line-ups for case filings (\$600).
Code 43310:	Provides for purchase of CA Criminal Investigations manual (\$250).
Code 43610:	Provides for medical services during investigative functions for victims of rape and assault, examination of child sexual assault victims (\$10,000), Blood draws (\$35,000) and medical pre-bookings (\$45,000) and lab tests regarding blood and urine samples for drug testing (\$30,000), DNA testing (\$2,000).
Code 43650:	Provides for the cost of Towing Services, Polygraphs, and composite drawings (\$500). Also, provides for investigative expenses for GPS Locate, telephonic & electronic search warrants (\$16,500). Increase due more frequent use of GPS locate and cellphone ping services for criminal investigations.
Code 46000:	Provides for Central Services allocation.
Code 46010:	Provides for Insurance allocation.
Code 46020:	Provides for Building allocation.
Code 46030:	Provides for Vehicle allocation.



**POLICE  
CRIME ANALYSIS  
Program: 10042101**



Obj/Prj No.	Description	FY 2022-23 Actual	FY 2023-24 Actual	FY 2024-25 Budget	FY 2024-25 Projected	FY 2025-26 Proposed
<b>Personnel Services</b>						
41000	Full-Time Salaries	100,429	97,812	101,268	101,268	199,656
41010	Part-Time Salaries	69,566	78,925	86,086	86,086	0
41020	Over-Time Salaries	2,896	5,087	5,000	5,000	5,000
41070	Employee Svcs Allocated	142,716	70,282	74,685	74,685	56,204
	<b>Subtotal</b>	<b>315,607</b>	<b>252,106</b>	<b>267,039</b>	<b>267,039</b>	<b>260,860</b>
<b>Maintenance &amp; Operations</b>						
43000	Office Supplies	292	226	300	300	300
43050	Operate Equip/Prgrm Supplies	300	2,922	3,000	3,000	3,000
43070	Software Licenses/Subscription	63,560	55,803	65,810	65,810	89,405
43210	Printing & Binding	0	61	100	100	100
43310	Dues & Publications	270	205	360	360	360
43580	Maint/Contract Repair Svcs	288	0	500	500	500
	<b>Subtotal</b>	<b>64,710</b>	<b>59,217</b>	<b>70,070</b>	<b>70,070</b>	<b>93,665</b>
<b>Allocated Services</b>						
46010	Insurance Allocated	0	0	24,356	24,356	20,608
	<b>Subtotal</b>	<b>0</b>	<b>0</b>	<b>24,356</b>	<b>24,356</b>	<b>20,608</b>
	<b>Total</b>	<b>380,317</b>	<b>311,323</b>	<b>361,465</b>	<b>361,465</b>	<b>375,133</b>

**Police Department****Sub-Program: Crime Analysis - 10042101****Code Explanation**

Code 41000:	Provides for full-time salaries for (2) Crime Analysts. Increase due to upgrade of a Part-Time Crime Analyst to a Full-Time Crime Analyst.
Code 41010:	Removed. (1) Part-Time Crime Analyst was upgraded to a Full-Time position.
Code 41020:	Provides for overtime to attend mandatory training, call outs and bureau meetings.
Code 43000:	Provides for general office supplies (\$300).
Code 43050:	Provides for USB Flash Drives/SD Cards (\$3,000).
Code 43070:	Provides for software licenses renewal and maintenance for programs designed to enhance investigations and track down investigative leads: XRY Maintenance (\$4,700); Visual Cut Annual Subscription (\$60); Cellhawk (formerly GeoTime Desktop and Live) (\$5,145); CentralSquare - Crimemapping.com and Crime View Dashboard (\$11,000); Cellebrite (\$18,000) and First Two (\$6,000); Snag It Upgrades (\$150); Whooster Maintenance (\$3,000); Spokeo Maintenance (\$900); PIPL (\$3,800); TransUnion TLO (\$3,300); Crimetracer (formerly Lexis Nexus / Lexis Nexus Social Media) (\$28,350); and facial recognition software (\$5,000). Increase due to software upgrade costs and actual renewal costs.
Code 43210:	Provides for business cards (\$100).
Code 43310:	Provides for membership to Inland Empire Crime and Intelligence Analysts Association (\$180) and Southern California Crime and Intelligence Analysts Association/International Association of Crime Analysts (\$180).
Code 43580:	Provides for Equipment maintenance (\$500).





**POLICE**  
**SPECIAL INVESTIGATIONS UNIT**  
**Program: 10042102**



Obj/Prj No.	Description	FY 2022-23 Actual	FY 2023-24 Actual	FY 2024-25 Budget	FY 2024-25 Projected	FY 2025-26 Proposed
<b>Personnel Services</b>						
41000	Full-Time Salaries	1,093,425	1,363,094	1,452,076	1,158,814	1,462,751
41020	Over-Time Salaries	72,280	81,758	80,000	80,000	80,000
41025	Work Comp Pay	3,633	0	0	2,664	0
41070	Employee Svcs Allocated	784,601	1,026,010	1,070,906	1,070,906	746,339
	<b>Subtotal</b>	<b>1,953,939</b>	<b>2,470,862</b>	<b>2,602,982</b>	<b>2,312,384</b>	<b>2,289,090</b>
<b>Maintenance &amp; Operations</b>						
43000	Office Supplies	122	0	300	300	300
43050	Operate Equip/Prgrm Supplies	3,450	496	3,450	3,450	1,000
43070	Software Licenses/Subscription	1,080	2,306	3,500	3,500	3,500
43210	Printing & Binding	82	31	200	100	200
43300	Refund-Reimburse-Sponsorship	436	761	1,000	100	1,000
43440	Telephone/I.S.P. Utilities	500	500	500	500	500
43580	Maint/Contract Repair Svcs	5,307	6,848	8,000	8,000	8,600
43650	Other Contractual	4,735	4,238	5,750	5,750	8,200
	<b>Subtotal</b>	<b>15,712</b>	<b>15,180</b>	<b>22,700</b>	<b>21,700</b>	<b>23,300</b>
<b>Allocated Services</b>						
46010	Insurance Allocated	0	0	188,770	188,770	147,923
	<b>Subtotal</b>	<b>0</b>	<b>0</b>	<b>188,770</b>	<b>188,770</b>	<b>147,923</b>
	<b>Total</b>	<b>1,969,651</b>	<b>2,486,042</b>	<b>2,814,452</b>	<b>2,522,854</b>	<b>2,460,313</b>

**Police Department****Sub-Program: Special Investigations Unit- 10042102****Code Explanation**

Code 41000:	Provides for full-time salaries for (7) Officers, (1) Corporal, a Sergeant, 40% of a Deputy Chief, and 50% of a Lieutenant.
Code 41020:	Provides for training and major case investigations.
Code 41070:	Provides for Employee allocation.
Code 43000:	Provides for general office supplies (\$300).
Code 43050:	Provides for purchase of replacement trackers (\$1,000). Reduced due to actual use.
Code 43070:	Provides for applications used for pretext call and recording service - Callyo software subscription renewal (\$3,500).
Code 43210:	Provides for printing of business cards (\$200).
Code 43300:	Provides for funds for informants and undercover cases expenses (\$1,000).
Code 43310:	Provides for various publications (\$100).
Code 43440:	Provides for Pre-paid phone and service for covert ops (\$500).
Code 43580:	Provides for repair/maintenance of equipment (\$1,470), GPS Trackers (\$6,600), and surveillance van camera maintenance (\$500). Increase due to higher cost of trackers.
Code 43650:	Provides for rental of undercover vehicles (\$5,000), Towing service (\$500), dump fees (\$250), and GPS pings (\$4,950).



**POLICE  
COMMUNICATIONS  
Program: 1004220**



Obj/Prj No.	Description	FY 2022-23 Actual	FY 2023-24 Actual	FY 2024-25 Budget	FY 2024-25 Projected	FY 2025-26 Proposed
<b>Personnel Services</b>						
41000	Full-Time Salaries	1,272,477	1,439,013	1,746,357	1,606,505	1,784,246
41010	Part-Time Salaries	38,700	38,251	51,727	51,727	51,727
41020	Over-Time Salaries	186,752	142,424	150,000	150,000	150,000
41070	Employee Svcs Allocated	1,087,912	1,183,725	1,287,938	1,287,938	990,257
	<b>Subtotal</b>	<b>2,585,841</b>	<b>2,803,413</b>	<b>3,236,022</b>	<b>3,096,170</b>	<b>2,976,230</b>
<b>Maintenance &amp; Operations</b>						
43000	Office Supplies	281	783	900	900	900
43050	Operate Equip/Prgrm Supplies	2,288	2,921	3,100	1,500	3,100
43070	Software Licenses/Subscription	2,321	2,500	2,500	2,500	2,500
43210	Printing & Binding	190	126	400	100	400
43310	Dues & Publications	1,301	1,194	1,365	1,365	1,365
43580	Maint/Contract Repair Svcs	65	0	400	100	400
	<b>Subtotal</b>	<b>6,446</b>	<b>7,524</b>	<b>8,665</b>	<b>6,465</b>	<b>8,665</b>
<b>Allocated Services</b>						
46000	Central Services Allocated	89,390	75,130	96,271	96,271	80,173
46010	Insurance Allocated	198,007	211,306	233,751	233,751	201,957
46020	Building Allocated	234,816	275,414	173,515	173,515	393,082
	<b>Subtotal</b>	<b>522,213</b>	<b>561,850</b>	<b>503,537</b>	<b>503,537</b>	<b>675,212</b>
	<b>Total</b>	<b>3,114,500</b>	<b>3,372,787</b>	<b>3,748,224</b>	<b>3,606,172</b>	<b>3,660,107</b>

## Police Department

### Program: Communications - 1004220

#### Code Explanation

Code 41000:	Provides for full-time salary expense, which include 33% of a Lieutenant, (3) Public Safety Dispatch Supervisors and (17) Public Safety Dispatchers.
Code 41010:	Provides for (1) Part-Time Public Safety Dispatcher @ 24 hours per week.
Code 41020:	Provides for personnel to attend mandatory training and bureau meetings.
Code 41070:	Provides for Employee allocation.
Code 43000:	Provides for general office supplies (\$900).
Code 43050:	Provides for replacement of headsets (\$1,800), Replacement batteries for headsets (\$700), Recording media (\$100) and Disinfecting supplies (\$500).
Code 43070:	Provides for CTO Program subscription software (\$1,200).
Code 43210:	Provides for printing of updated Communications training manuals, training bulletins, 911 information, computer menu option updates, and redi-reference dispatch materials (\$400).
Code 43310:	Provides for Membership Dues for National Emergency Number Association (\$760), Association of Public Safety Communication Officers (\$480); and California Law Enforcement Telecommunications System Users Group (\$125).
Code 43580:	Provides for replacement of communications station filters (\$400).
Code 46000:	Provides for Central Services allocation.
Code 46010:	Provides for Insurance allocation.
Code 46020:	Provides for Building allocation.



**POLICE  
RECORDS & EVIDENCE  
Program: 1004230**



Obj/Prj No.	Description	FY 2022-23 Actual	FY 2023-24 Actual	FY 2024-25 Budget	FY 2024-25 Projected	FY 2025-26 Proposed
<b>Personnel Services</b>						
41000	Full-Time Salaries	923,302	1,001,581	1,142,303	1,064,746	1,133,299
41010	Part-Time Salaries	67,825	57,129	77,613	77,613	77,613
41020	Over-Time Salaries	13,442	25,719	22,000	22,000	28,000
41070	Employee Svcs Allocated	672,494	725,791	842,448	842,448	628,981
<b>Subtotal</b>		<b>1,677,063</b>	<b>1,810,220</b>	<b>2,084,364</b>	<b>2,006,807</b>	<b>1,867,893</b>
<b>Maintenance &amp; Operations</b>						
43000	Office Supplies	3,493	3,597	4,200	4,200	4,200
43050	Operate Equip/Prgrm Supplies	16,409	14,445	15,000	15,223	22,500
43070	Software Licenses/Subscription	2,188	2,388	2,500	2,500	9,500
43210	Printing & Binding	11,950	13,089	13,700	13,700	14,200
43310	Dues & Publications	1,420	743	1,940	1,940	2,140
43530	Trans/Chge Card Fees	1,836	2,582	2,000	2,000	2,500
43650	Other Contractual	5,878	8,183	8,700	8,700	8,700
<b>Subtotal</b>		<b>43,174</b>	<b>45,027</b>	<b>48,040</b>	<b>48,263</b>	<b>63,740</b>
<b>Allocated Services</b>						
46000	Central Services Allocated	57,327	46,321	61,851	61,851	52,057
46010	Insurance Allocated	123,325	127,749	158,589	158,589	133,200
46020	Building Allocated	153,878	175,158	117,722	117,722	259,257
<b>Subtotal</b>		<b>334,530</b>	<b>349,228</b>	<b>338,162</b>	<b>338,162</b>	<b>444,514</b>
<b>Total</b>		<b>2,054,767</b>	<b>2,204,475</b>	<b>2,470,566</b>	<b>2,393,232</b>	<b>2,376,147</b>

## Police Department

### Program: Records and Evidence – 1004230

#### Code Explanation

Code 41000:	Provides for full-time salaries, which include 50% of Technical Services Manager, (2) Police Records and Evidence Supervisors (was Records Supervisors), (1) Police Records and Evidence Coordinator (was Senior Records Technician), (10) Records Technicians, and (2) Evidence Technicians.
Code 41010:	Provides for (1) part-time Police Service Representative II (was Clerk Typist II) at 24 hours/week and 1 part-time Records Technician at 24 hours/week.
Code 41020:	Provides for personnel to attend mandatory training for the California Law Enforcement Telecommunications System (CLETS), Laser Fiche, records destruction, and regular quarterly staff training meetings. Increase due to additional hours allotted for evidence destruction.
Code 41070:	Provides for Employee allocation.
Code 43000:	Provides for general office supplies (\$4,200).
Code 43050:	Provides for sequential filing folders for police reports (\$1,000), privacy screens per FBI's Criminal Justice Information System (FBI/CJIS) requirements (\$500), Evidence room supplies (\$6,000), and filters for evidence lockers (15,000). Increase due to higher demand for evidence supplies and actual supplies price increases.
Code 43070:	Provides for audio/video redaction software license (Veritone, formerly CaseGuard) per SB 1421 (\$9,500). Increase due to additional license purchase to meet demand for public records requests.
Code 43210:	Provides for printing of interdepartmental forms, parking, and administrative citations (\$12,000), Evidence booking envelopes (\$2,000), Evidence labels/cards/bar codes (\$2,100), and printing paper for mobile citation printers (\$2,100).
Code 43310:	Provides for CA Law Enforcement Association of Records (CLEARs) membership (\$390), CA Court directories (\$200), International Association for Property & Evidence (IAPE) for Evidence staff (\$390), Legal Notice Publishing for found property (\$1,000), and CAPE membership for Evidence (\$250). Increase due to increase in membership dues for CLEARs and IAPE.
Code 43650:	Provides for destruction of obsolete police records (\$2,000), disposal of biohazard evidence (\$1,200), and maintenance of evidence lockers (\$5,500).
Code 46000:	Provides for Central Services allocation.
Code 46010:	Provides for Insurance allocation.
Code 46020:	Provides for Building allocation.



**POLICE  
TRAINING  
Program: 1004250**



Obj/Prj No.	Description	FY 2022-23 Actual	FY 2023-24 Actual	FY 2024-25 Budget	FY 2024-25 Projected	FY 2025-26 Proposed
<b>Personnel Services</b>						
41000	Full-Time Salaries	533,647	489,841	636,018	578,573	618,346
41010	Part-Time Salaries	45,760	79,053	121,332	95,000	121,332
41020	Over-Time Salaries	213,264	210,271	255,271	255,271	255,271
41070	Employee Svcs Allocated	383,647	437,195	469,063	469,063	343,182
<b>Subtotal</b>		<b>1,176,318</b>	<b>1,216,360</b>	<b>1,481,684</b>	<b>1,397,907</b>	<b>1,338,131</b>
<b>Maintenance &amp; Operations</b>						
43000	Office Supplies	1,057	1,258	1,200	500	1,200
43040	Uniforms	154,568	151,851	196,850	196,850	203,350
43050	Operate Equip/Prgrm Supplies	108,040	108,696	203,310	188,000	123,310
43070	Software Licenses/Subsription	12,582	9,500	10,300	10,300	10,300
43210	Printing & Binding	159	134	250	100	250
43310	Dues & Publications	18,509	19,145	26,400	22,000	26,400
43320	Training/Education/Mtgs	389,770	429,130	454,000	454,000	482,100
43580	Maint/Contract Repair Svcs	18,902	16,913	19,658	10,000	19,658
43650	Other Contractual	262,982	262,902	265,000	265,000	265,000
<b>Subtotal</b>		<b>966,569</b>	<b>999,529</b>	<b>1,176,968</b>	<b>1,146,750</b>	<b>1,131,568</b>
<b>Allocated Services</b>						
46000	Central Services Allocated	68,900	59,406	76,258	76,258	61,661
46010	Insurance Allocated	91,740	100,418	98,455	98,455	81,365
46020	Building Allocated	89,557	111,055	73,084	73,084	158,365
46030	Vehicle Allocated	43,629	47,857	63,605	63,605	44,210
<b>Subtotal</b>		<b>293,826</b>	<b>318,736</b>	<b>311,402</b>	<b>311,402</b>	<b>345,601</b>
<b>Capital and Non-Capital Projects</b>						
N4223	FY22-23 New Position Equip.	6,598	22,367	0	0	0
<b>Subtotal</b>		<b>6,598</b>	<b>22,367</b>	<b>0</b>	<b>0</b>	<b>0</b>
<b>Total</b>		<b>2,443,311</b>	<b>2,556,992</b>	<b>2,970,054</b>	<b>2,856,059</b>	<b>2,815,300</b>

## Police Department

### Program: Training - 1004250

#### Code Explanation

Code 41000:	Provides for full-time salary expense – Lieutenant (50%), 100% of a Sergeant, a Corporal, one (1) Police Officer and a Police Training Coordinator (was Clerk Typist II).
Code 41010:	Provides for (1) Part-Time Cadet at 35 hours/week and (1) Part-Time Range Manager position at 20 hours/week.
Code 41020:	Provides for overtime due to mandatory training, i.e., Use of Force, Range, CPR and Tactical Training.
Code 41070:	Provides for Employee allocation.
Code 43000:	Provides for general office supplies (\$1,200).
Code 43040:	Provides replacement uniforms and equipment department wide - outfitting new employees, and personnel in all divisions (\$166,750). Also provides for ballistic vests (\$30,000) and new/replacement badges (\$6,600). Increase due to higher cost of ballistic vests.
Code 43050:	Provides for firing range supplies (\$6,230), training/duty ammunition (\$65,000), chemical agents (\$2,080), and Proximity/ID Card supplies (\$1,000), weapon magazines (\$500), replacement lights/batteries (\$500), Simunitions (\$3,500), Mobile Field Force (\$1,800) – reduced due to portion of funds moved to Patrol, Taser Training Cartridges (\$5,000); replacement flash drives (\$500); HT replacement batteries (\$6,480); Extended Mics/Replacement (\$1,500); Taser Holsters (\$870); Glock Holsters (\$2,250), Replacement of AXON Video Glasses (\$500), Weapon Lights/RCB Batons (\$8,000), Range Targets (\$500), Flashlights (\$1,500), Nitrile Gloves – Range (\$1,000), Hearing Protection – Range (\$1,000), Handgun/Rifle/Shotgun replacement (\$10,000). Decrease due to complete purchase of replacement helmets and face shields in FY 24-25.
Code 43070:	Provides for software licenses and maintenance Copware – Mobile and Network Platforms (\$4,000) and Armorerlink QI code for armorer inventory (\$6,300).
Code 43210:	Provides for the printing of business cards and print of Academy books for new recruits (\$250).
Code 43310:	Provides for membership dues for CA Association of Police Training Officers (\$150), TMS Subscription (\$850), DOJ Field Guide Books (\$1,000), unabridged Vehicle and Penal Codes books (\$6,500), Qwik-code case law field books (\$1,000. New) and Lexipol Annual Subscription (\$16,900).



## Police Department

### Program: Training - 1004250

#### Code Explanation

- Code 43320: Provides for P.O.S.T. mandatory/Professional training for all police personnel and provides for range fees for outside venues and training for additional police recruits (\$482,100). P.O.S.T. mandatory trainings are partially reimbursed which are deposited to the General Fund.  
Increase due to additional CA State-mandated P.O.S.T. training hours for sworn personnel and higher federal per diem rates.
- Code 43580: Provides for repair and maintenance of department owned handguns, shotguns, and special weapons (\$2,000), Repair of badges (\$1,000), Repair of digital recorders (\$500), Repair of flashlights, cameras (\$500), Range Maintenance at PD Facility (\$7,000), and Towel Service/Safewash for Range (\$8,158).
- Code 43650: Provides for Taser - Axon Cameras / Tasers – Officer Safety Program 5-year term and Interview Room Monitoring.
- Code 46000: Provides for Central Services allocation.
- Code 46010: Provides for Insurance allocation.
- Code 46020: Provides for Building allocation.
- Code 46030: Provides for Vehicle allocation.



**This page left intentionally blank.**



**POLICE**  
**COMMUNITY RELATIONS**  
**Program: 1004260**



Obj/Prj No.	Description	FY 2022-23 Actual	FY 2023-24 Actual	FY 2024-25 Budget	FY 2024-25 Projected	FY 2025-26 Proposed
<b>Personnel Services</b>						
41000	Full-Time Salaries	167,702	180,284	277,956	267,242	280,836
41010	Part-Time Salaries	57,178	65,965	135,296	40,000	62,878
41020	Over-Time Salaries	1,355	1,045	5,000	5,000	5,000
41070	Employee Svcs Allocated	119,543	133,349	204,993	204,993	155,864
	<b>Subtotal</b>	<b>345,778</b>	<b>380,643</b>	<b>623,245</b>	<b>517,235</b>	<b>504,578</b>
<b>Maintenance &amp; Operations</b>						
43000	Office Supplies	942	487	900	900	900
43050	Operate Equip/Prgrm Supplies	7,599	9,818	11,000	11,000	17,000
43070	Software Licenses/Subscription	7,188	10,017	10,760	10,760	13,760
43210	Printing & Binding	0	317	460	460	710
43310	Dues & Publications	275	219	300	300	300
43320	Training/Education/Mtgs	235	197	280	280	280
43580	Maint/Contract Repair Svcs	1,238	1,911	2,000	100	1,500
	<b>Subtotal</b>	<b>17,477</b>	<b>22,966</b>	<b>25,700</b>	<b>23,800</b>	<b>34,450</b>
<b>Allocated Services</b>						
46000	Central Services Allocated	15,456	13,784	19,874	19,874	15,844
46010	Insurance Allocated	32,781	37,402	53,722	53,722	37,809
46020	Building Allocated	41,866	51,283	39,879	39,879	73,589
46030	Vehicle Allocated	61,331	80,971	75,823	75,823	56,953
	<b>Subtotal</b>	<b>151,434</b>	<b>183,440</b>	<b>189,298</b>	<b>189,298</b>	<b>184,195</b>
	<b>Total</b>	<b>514,689</b>	<b>587,049</b>	<b>838,243</b>	<b>730,333</b>	<b>723,223</b>

**Police Department****Program: Community Relations - 1004260****Code Explanation**

Code 41000:	Provides for full-time salaries for a Crime Prevention and Community Outreach Supervisor and (2) Crime Prevention and Community Outreach Specialists.
Code 41010:	Provides for a part-time Police Officer at 20 hours per week.
Code 41020:	Provides for over-time expense for Community Events.
Code 41070:	Provides for Employee allocation.
Code 43000:	Provides for general office supplies for Crime Prevention (\$900).
Code 43050:	Provides for Community Outreach Promo Items (\$6,000), National Night Out (\$2,000), Open House (\$6,000), replacement media /video equipment (\$2,000). Increase due to higher demand for promo items for additional community events.
Code 43070:	Provides for maintenance and renewal of Software Licensing WuFoo Subscription (\$360) and Canva Subscription + Images (\$400), Archive Social (\$10,000) and Signage Now software (\$1,000), APEX Community Plus department app (\$3,000). Increase due to actual cost of citywide use of Archive Social
Code 43210:	Provides for business cards and printed documents (\$210) and Neighborhood Watch signs (\$500). Increase due to higher demand from community for Neighborhood Watch signs.
Code 43310:	Provides dues to CA Association of Public Information Officers Membership (\$200). California Crime Prevention Officers Association (\$100).
Code 43320:	Provides for Crime Free Multi-Housing meetings (\$100) and Zoom virtual conference (\$180).
Code 43580:	Provides for maintenance or repair of office equipment, cameras (\$1,500). Decrease due to historical actuals.
Code 46000:	Provides for Central Services allocation.
Code 46010:	Provides for Insurance allocation.
Code 46020:	Provides for Building allocation.
Code 46030:	Provides for Vehicle allocation.



**POLICE  
VOLUNTEERS  
Program: 10042601**



Obj/Prj No.	Description	FY 2022-23 Actual	FY 2023-24 Actual	FY 2024-25 Budget	FY 2024-25 Projected	FY 2025-26 Proposed
<b>Personnel Services</b>						
41020	Over-Time Salaries	2,830	5,837	4,000	4,000	6,000
	<b>Subtotal</b>	<b>2,830</b>	<b>5,837</b>	<b>4,000</b>	<b>4,000</b>	<b>6,000</b>
<b>Maintenance &amp; Operations</b>						
43000	Office Supplies	59	81	250	250	250
43040	Uniforms	3,831	3,280	5,000	1,000	5,000
43050	Operate Equip/Prgm Supplies	7,218	7,766	8,800	4,000	7,800
43070	Software Licenses/Subscription	420	420	450	450	450
43210	Printing & Binding	0	210	200	200	200
	<b>Subtotal</b>	<b>11,528</b>	<b>11,757</b>	<b>14,700</b>	<b>5,900</b>	<b>13,700</b>
	<b>Total</b>	<b>14,358</b>	<b>17,594</b>	<b>18,700</b>	<b>9,900</b>	<b>19,700</b>

**Police Department**

Sub-Program: Volunteers - 10042601

**Code Explanation**

Code 41020:	Provides for over-time expense for personnel assisting with various Volunteer Programs (Explorers, Chaplains, CERT Team). Increase due to additional program advisors.
Code 43000:	Provides for general office supplies for Volunteer programs (\$250).
Code 43040:	Provides for uniform expense not cost centered, for Chaplains and Explorers (\$5,000).
Code 43050:	Provides for batteries, flashlights, and other safety equipment for volunteers (\$1,300), Explorer Events (\$4,000), and supplies for Emergency Response Certification (\$2,500). Decrease due to less anticipated supplies purchase for CERT team.
Code 43070:	Provides for software license for Volunteer Management Software (\$450).
Code 43210:	Provides for printing materials for community events (\$200).



**POLICE**  
**COMMUNITY ACADEMIES**  
**Program: 10042602**



Obj/Prj No.	Description	FY 2022-23 Actual	FY 2023-24 Actual	FY 2024-25 Budget	FY 2024-25 Projected	FY 2025-26 Proposed
<b>Personnel Services</b>						
41020	Over-Time Salaries	3,759	5,198	10,000	10,000	8,000
	<b>Subtotal</b>	<b>3,759</b>	<b>5,198</b>	<b>10,000</b>	<b>10,000</b>	<b>8,000</b>
<b>Maintenance &amp; Operations</b>						
43000	Office Supplies	404	389	500	50	0
43050	Operate Equip/Prgrm Supplies	3,681	5,245	5,500	5,500	6,500
43320	Training/Education/Mtgs	1,208	2,652	2,750	2,750	3,000
	<b>Subtotal</b>	<b>5,293</b>	<b>8,286</b>	<b>8,750</b>	<b>8,300</b>	<b>9,500</b>
	<b>Total</b>	<b>9,052</b>	<b>13,484</b>	<b>18,750</b>	<b>18,300</b>	<b>17,500</b>

**Police Department****Sub-Program: Community Academies - 10042602****Code Explanation**

Code 41020:	Provides for overtime expense for Officers presentations. Decrease due to historical actuals.
Code 43000:	Remove due to lack of use.
Code 43050:	Provides for supplies for Community Academies and Community Academy Graduations (\$3,500), Spanish Academy Supplies (\$1,000.), Senior Academy (\$1,000. New), and Youth Academy supplies (\$1,000). Increase due to purchase of supplies for Senior Academy.
Code 43320	Provides for Community Academies training, Junior Academy (\$500), Senior Academy (\$500. New) and Youth Academy graduation (\$2,000). Increase due to addition of Senior Academy.





**POLICE**  
**POLICE SUBSTATIONS**  
**Program: 10042603**



Obj/Prj No.	Description	FY 2022-23 Actual	FY 2023-24 Actual	FY 2024-25 Budget	FY 2024-25 Projected	FY 2025-26 Proposed
<b>Maintenance &amp; Operations</b>						
43050	Operate Equip/Prgm Supplies	0	0	100	100	100
43240	Facility Rental	0	0	0	0	60,000
43430	Utilities Electric	2,300	2,263	2,800	2,800	3,800
	<b>Subtotal</b>	<b>2,300</b>	<b>2,263</b>	<b>2,900</b>	<b>2,900</b>	<b>63,900</b>
	<b>Total</b>	<b>2,300</b>	<b>2,263</b>	<b>2,900</b>	<b>2,900</b>	<b>63,900</b>

**Police Department**

Sub-Program: Police Substations - 10042603

**Code Explanation**

Code 43050: Provides for replacement of equipment at substations (\$100).

Code 43240: Provides for substation hangar rental fees (New. \$60,000).

Code 43430: Provides for electricity at substation (\$2,800).



**POLICE**  
**SCHOOL RESOURCE OFFICER**  
**Program: 1004280**




Obj/Prj No.	Description	FY 2022-23 Actual	FY 2023-24 Actual	FY 2024-25 Budget	FY 2024-25 Projected	FY 2025-26 Proposed
<b>Personnel Services</b>						
41000	Full-Time Salaries	305,646	368,456	570,449	549,327	566,732
41020	Over-Time Salaries	101,423	100,263	90,000	100,000	115,000
41070	Employee Svcs Allocated	229,761	321,078	420,706	420,706	314,536
	<b>Subtotal</b>	<b>636,830</b>	<b>789,797</b>	<b>1,081,155</b>	<b>1,070,033</b>	<b>996,268</b>
<b>Maintenance &amp; Operations</b>						
43050	Operate Equip/Prgm Supplies	0	0	2,000	1,500	2,000
43210	Printing & Binding	0	142	180	50	180
43320	Training/Education/Mtgs	8,473	0	0	0	0
	<b>Subtotal</b>	<b>8,473</b>	<b>142</b>	<b>2,180</b>	<b>1,550</b>	<b>2,180</b>
<b>Allocated Services</b>						
46000	Central Services Allocated	20,400	23,202	32,735	32,735	28,775
46010	Insurance Allocated	45,451	65,336	74,158	74,158	62,341
46020	Building Allocated	48,176	72,487	55,048	55,048	121,337
46030	Vehicle Allocated	65,156	86,021	112,544	112,544	102,436
	<b>Subtotal</b>	<b>179,183</b>	<b>247,046</b>	<b>274,485</b>	<b>274,485</b>	<b>314,889</b>
<b>Capital and Non-Capital Projects</b>						
N4224	FY23-24 New Positions	0	0	61,410	60,750	0
	<b>Subtotal</b>	<b>0</b>	<b>0</b>	<b>61,410</b>	<b>60,750</b>	<b>0</b>
	<b>Total</b>	<b>824,486</b>	<b>1,036,985</b>	<b>1,419,230</b>	<b>1,406,818</b>	<b>1,313,337</b>

## Police Department

Program: School Resource Officers (SRO) - 1004280

### Code Explanation

Code 41000:	Provides for (5) Police Officers at Chino and Don Lugo High Schools, Buena Vista Continuation, and 25% of a Sergeant. Portion of the salaries are reimbursed by Chino Valley Unified School District (CVUSD). Portion of cost of salary are reimbursed by CVUSD.
Code 41020:	Provides for overtime by Officers assigned to the high schools approved by CVUSD. Full costs of overtime are reimbursed by CVUSD. Increase due to actual cost of additional overtime requested by CVUSD.
Code 41070:	Provides for Employee allocation.
Code 43050:	Provides for operating equipment and supplies for DUI programs at the high schools.
Code 43210:	Provides for business cards and other printed material for four Officers (\$180).
Code 46000:	Provides for Central Services allocation.
Code 46010:	Provides for Insurance allocation.
Code 46020:	Provides for Building allocation.
Code 46030:	Provides for Vehicle allocation.



**POLICE**  
**TECHNICAL SERVICES**  
**Program: 1004290**



Obj/Prj No.	Description	FY 2022-23 Actual	FY 2023-24 Actual	FY 2024-25 Budget	FY 2024-25 Projected	FY 2025-26 Proposed
<b>Personnel Services</b>						
41000	Full-Time Salaries	144,420	153,949	163,597	120,000	164,363
41020	Over-Time Salaries	0	283	0	0	0
41070	Employee Svcs Allocated	101,203	115,123	120,653	134,166	91,221
	<b>Subtotal</b>	<b>245,623</b>	<b>269,355</b>	<b>284,250</b>	<b>254,166</b>	<b>255,584</b>
<b>Maintenance &amp; Operations</b>						
43000	Office Supplies	255	310	350	100	350
43050	Operate Equip/Prgrm Supplies	32,381	34,391	41,150	41,150	53,150
43070	Software Licenses/Subscription	162,180	226,085	253,600	216,100	233,510
43320	Training/Education/Mtgs	615	0	0	0	0
43440	Telephone/I.S.P. Utilities	4,980	5,052	6,200	6,200	6,200
43580	Maint/Contract Repair Svcs	2,187	1,582	1,600	1,600	1,600
43650	Other Contractual	5,401	6,146	6,800	6,000	7,300
	<b>Subtotal</b>	<b>207,999</b>	<b>273,566</b>	<b>309,700</b>	<b>271,150</b>	<b>302,110</b>
<b>Allocated Services</b>						
46000	Central Services Allocated	19,253	18,725	22,163	22,163	18,507
46010	Insurance Allocated	28,971	34,389	21,268	21,268	18,080
46020	Building Allocated	21,220	25,990	15,787	15,787	35,190
46030	Vehicle Allocated	167,678	221,373	207,297	207,297	215,456
	<b>Subtotal</b>	<b>237,122</b>	<b>300,477</b>	<b>266,515</b>	<b>266,515</b>	<b>287,233</b>
<b>Capital and Non-Capital Projects</b>						
N4224	FY23-24 New Positions	0	2,380	0	20,479	0
	<b>Subtotal</b>	<b>0</b>	<b>2,380</b>	<b>0</b>	<b>20,479</b>	<b>0</b>
	<b>Total</b>	<b>690,744</b>	<b>845,778</b>	<b>860,465</b>	<b>812,310</b>	<b>844,927</b>

**Police Department****Program: Technical Services – 1004290****Code Explanation**

Code 41000:	Provides for full-time salaries which include the Police Technical Services Manager (was Technical Services Manager) at 50%, and a Deputy Chief at 30%.
Code 41070:	Provides for Employee allocation.
Code 43000:	Provides for general office supplies for Technical Services (\$350).
Code 43050	Provide for key duplications (\$3,000); Prox Cards (\$1,500), AV Equipment and Supplies (\$10,000), Gate Openers (\$450), Tools/Parts/Hardware (\$4,000); Flags (\$2,200), Traffic Flares (\$1,000); Traffic Cones (\$750); Barrier Tape (\$1,250); Safety Gloves/Masks/Wipes (\$12,000); Restock First Aid Kits (\$,000), and AED Batteries/Pad replacement (\$10,000). Increase due to actual supplies price increases.
Code 43070:	Provides for software license renewal for CLETS/ISD Wan (\$19,000), remote login for HVAC computer (\$400), CentralSquare/Superion CAD/RMS (5% increase per year), Neverfail (5% increase per year); APEX Mobile annual support (\$7,900. moved from RTCC Program); Versaterm (formerly SPIDR) (\$35,100); Veritone (\$12,500) and annual cost of support for e-Citation and e-Crash for mobile citation and mobile traffic collision reporting (\$2,500) - offset by citation revenue. Decrease due to non-renewal of Live911 software as cost outweigh its value, and relocation of Netmotion software renewal to Central Services.
Code 43440:	Provides for Satellite TV (\$3,000), 911 Translation (\$2,200), and Cell Phone Cases and Connectors for replacement cycle (\$1,000).
Code 43580:	Provides for Access Controlled Key Lock Box annual maintenance (\$1,600).
Code 43650:	Provides for Semi Annual cleaning – Dispatch/MDF/IDF (\$5,800), County Hazardous Materials Permit Fee (\$1,200), EPA ID Verification / Hazardous Waste Manifest Fees (\$300).
Code 46000:	Provides for Central Services allocation.
Code 46010:	Provides for Insurance allocation.
Code 46020:	Provides for Building allocation.
Code 46030:	Provides for Vehicle allocation.



**POLICE  
COMMAND CENTER  
Program: 10042901**



Obj/Prj No.	Description	FY 2022-23 Actual	FY 2023-24 Actual	FY 2024-25 Budget	FY 2024-25 Projected	FY 2025-26 Proposed
<b>Personnel Services</b>						
41020	Over-Time Salaries	0	914	3,000	3,000	3,000
	<b>Subtotal</b>	<b>0</b>	<b>914</b>	<b>3,000</b>	<b>3,000</b>	<b>3,000</b>
<b>Maintenance &amp; Operations</b>						
43000	Office Supplies	0	0	100	100	100
43050	Operate Equip/Prgrm Supplies	225	1,000	1,000	100	1,000
43440	Telephone/I.S.P. Utilities	2,594	2,969	3,200	3,200	3,200
43580	Maint/Contract Repair Svcs	756	850	1,000	500	1,000
	<b>Subtotal</b>	<b>3,575</b>	<b>4,819</b>	<b>5,300</b>	<b>3,900</b>	<b>5,300</b>
	<b>Total</b>	<b>3,575</b>	<b>5,733</b>	<b>8,300</b>	<b>6,900</b>	<b>8,300</b>

**Police Department**

Sub-Program: Command Center - 10042901

**Code Explanation**

Code 41020: Provides for overtime for call outs and community events.

Code 43000: Provides general supplies (\$100).

Code 43050: Provides operating supplies/equipment (\$1,000).

Code 43440: Provides wireless data services (FirstNet/TMobile) for priority cellphone connection (\$3,200).

Code 43580: Provides for maintenance and repair of mobile command center (\$1,000).





**POLICE**  
**ASSET FORFEITURE/DEPT OF JUSTICE**  
**Program: 12040002**



Obj/Prj No.	Description	FY 2022-23 Actual	FY 2023-24 Actual	FY 2024-25 Budget	FY 2024-25 Projected	FY 2025-26 Proposed
<b>Maintenance &amp; Operations</b>						
43050	Operate Equip/Prgrm Supplies	19,921	0	0	0	0
	<b>Subtotal</b>	<b>19,921</b>	<b>0</b>	<b>0</b>	<b>0</b>	<b>0</b>
<b>Capital Outlay/Improvements</b>						
48040	Computers & Related Equip	9,845	0	0	0	0
48090	Other Equipment	11,411	0	0	0	0
	<b>Subtotal</b>	<b>21,256</b>	<b>0</b>	<b>0</b>	<b>0</b>	<b>0</b>
<b>Capital and Non-Capital Projects</b>						
G4232	Federal Asset Forf-Equip	68,990	0	0	0	0
G4237	Federal Asset Forf- Equip.	84,138	0	0	0	0
G4238	Federal Asset Forf Equip	84,750	0	0	0	0
G4240	Federal Asset Forf-Equip	15,368	0	0	0	0
G4241	Federal Asset Forfeiture-K-9	0	21,702	0	0	0
G4242	Federal Asset Forfeiture Dare Progr	0	11,485	0	0	0
G424F	Federal Asset Forfeiture Equip Pur	0	4,423	0	38,650	0
G424G	Fed Asset Fort. Swat Equip.	0	0	0	42,698	0
G4255	Federal Asset Funds-K9	0	0	23,794	18,429	0
G4257	Federal Asset Grant - Off Rd Vehicl	0	0	47,196	47,196	0
G4259	Asset Forf Swat Team Equipment	0	0	19,868	19,597	0
	<b>Subtotal</b>	<b>253,246</b>	<b>37,610</b>	<b>90,858</b>	<b>166,570</b>	<b>0</b>
	<b>Total</b>	<b>294,423</b>	<b>37,610</b>	<b>90,858</b>	<b>166,570</b>	<b>0</b>

## Police Department

### Asset Forfeiture - 12040002

#### Code Explanation

Use of asset forfeiture funds must be used to increase or supplement the resources of the receiving state or local law enforcement agency and must be used for law enforcement purposes only.

Items purchased FY 2024-25:

SWAT Ballistic Shields (\$38,650)  
SWAT Rifle Parts & Accessories (\$42,698.37)  
SWAT Equipment for new members (\$19,387.86)  
K9 Bloodhound & Equipment (\$23,794)  
Side-by-side vehicle (\$47,195.95)



POLICE  
ASSET FORFEITURE  
Program: 12340002



Obj/Prj No.	Description	FY 2022-23 Actual	FY 2023-24 Actual	FY 2024-25 Budget	FY 2024-25 Projected	FY 2025-26 Proposed
Maintenance & Operations						
43300	Refund-Reimburse-Sponsorship	0	770	0	0	0
Subtotal		0	770	0	0	0
Total		0	770	0	0	0

**Police Department****Asset Forfeiture – State of California – Drug/Gang Prevention Fund 12340002****Code Explanation**

Use of asset forfeiture funds must be used to increase or supplement the resources of the receiving state or local law enforcement agency and must be used for law enforcement purposes only. 15% of State seized proceeds make up the Drug / Gang Prevention Fund. This fund shall be used for the sole purpose of funding programs designed to combat drug abuse and divert gang activity.



**POLICE**  
**AB 3229 STATE COPS GRANT**  
**Program: 1304000**



Obj/Prj No.	Description	FY 2022-23 Actual	FY 2023-24 Actual	FY 2024-25 Budget	FY 2024-25 Projected	FY 2025-26 Proposed
<b>Maintenance &amp; Operations</b>						
44001	Debt Svc Sbita Principal	11,654	11,192	0	0	0
44011	Debt Svc Sbita Interest	146	608	0	0	0
	<b>Subtotal</b>	<b>11,800</b>	<b>11,800</b>	<b>0</b>	<b>0</b>	<b>0</b>
<b>Capital and Non-Capital Projects</b>						
G4205	2020 Cops Grant	32,005	0	0	0	0
G4219	2021 Cops Grant	123,408	17,335	0	0	0
G4224	2021 Cops State Grant	15,694	128,391	0	28,208	0
G4236	2023 Cops Grant	0	9,546	0	94,806	0
G4249	2023-24 Cops Eleas	0	0	137,125	0	0
G4256	2025 Cops Eleas Grant	0	0	142,976	0	0
G4904	2019 Cops Grant	0	893	0	0	0
	<b>Subtotal</b>	<b>171,107</b>	<b>156,165</b>	<b>280,101</b>	<b>123,014</b>	<b>0</b>
	<b>Total</b>	<b>182,907</b>	<b>167,965</b>	<b>280,101</b>	<b>123,014</b>	<b>0</b>

## Police Department

### COPS Grant - 1304000

#### Code Explanation

Citizens' Option for Public Safety Grant. The State Budget Act of 2010 provides funds from the Local Safety and Protection Account in the State Transportation Fund to be available for purposes of the Citizens' Option for Public Safety grant. The COPS grant funds are allocated in accordance with the proportionate share of the State's total population that resides in each county and city. Each city is guaranteed a minimum of \$100,000 by Government Code Section 30061 and any additional amounts are contingent on vehicle license fee collections. A provision of the program allows monies to be directed toward funding costs related to salaries and expense for non-sworn personnel dedicated to supporting front line police operations, along with expenditures dedicated to upgrading equipment, purchasing new technology for sworn personnel and upgrading police vehicles.



**POLICE**  
**JUSTICE ASSIST GRANT**  
**Program: 1354000**



Obj/Prj No.	Description	FY 2022-23 Actual	FY 2023-24 Actual	FY 2024-25 Budget	FY 2024-25 Projected	FY 2025-26 Proposed
<b>Capital and Non-Capital Projects</b>						
G4211	FY18 Justice Assistance Grant	0	14,609	0	0	0
G4212	FY19 Justice Assistance Grant	0	8,309	0	6,266	0
G4226	FY20 Justice Assistance Grant	0	14,129	0	0	0
G4227	FY21 Justice Assistance Grant	0	19,393	0	0	0
G4239	FY22 Justice Assistance Grant	0	22,413	0	0	0
G424C	2023 Justice Assistance Grant	0	0	0	24,141	0
<b>Subtotal</b>		<b>0</b>	<b>78,853</b>	<b>0</b>	<b>30,407</b>	<b>0</b>
<b>Total</b>		<b>0</b>	<b>78,853</b>	<b>0</b>	<b>30,407</b>	<b>0</b>

**Police Department****Justice Assistance Grant - 1354000****Code Explanation**

The Federal Justice Assistance Grant (JAG) combines the former Federal Local Law Enforcement Block Grant and Byrne Grants. These grants are administered by the San Bernardino County Law and Justice Group with the authority of the San Bernardino County Chiefs of Police and Sheriff. These funds must be used to increase or supplement the resources of the law enforcement agency for law enforcement purposes.





**POLICE**  
**CUSTODIAL MAINTENANCE PD**  
**Program: 6507035**



Obj/Prj No.	Description	FY 2022-23 Actual	FY 2023-24 Actual	FY 2024-25 Budget	FY 2024-25 Projected	FY 2025-26 Proposed
<b>Personnel Services</b>						
41000	Full-Time Salaries	0	0	0	0	234,336
41020	Over-Time Salaries	0	0	0	0	2,500
41070	Employee Svcs Allocated	0	0	0	0	130,056
	<b>Subtotal</b>	<b>0</b>	<b>0</b>	<b>0</b>	<b>0</b>	<b>366,892</b>
<b>Maintenance &amp; Operations</b>						
43040	Uniforms	0	0	0	0	2,150
43050	Operate Equip/Prgm Supplies	0	0	0	0	2,000
43320	Training/Education/Mtgs	0	0	0	0	1,000
43585	Repairs/Replacement Parts	0	0	0	0	1,000
	<b>Subtotal</b>	<b>0</b>	<b>0</b>	<b>0</b>	<b>0</b>	<b>6,150</b>
<b>Allocated Services</b>						
46000	Central Services Allocated	0	0	0	0	9,968
46010	Insurance Allocated	0	0	0	0	25,777
46020	Building Allocated	0	0	0	0	50,171
	<b>Subtotal</b>	<b>0</b>	<b>0</b>	<b>0</b>	<b>0</b>	<b>85,916</b>
	<b>Total</b>	<b>0</b>	<b>0</b>	<b>0</b>	<b>0</b>	<b>458,958</b>

**Police Department****Program: (New) Custodial Maintenance – 6507035**

Provides for four (4) custodial staff re-assigned from Community Services Parks & Recreations Department to Police Department.

**Code Explanation**

- Code 41020: Provides for overtime for department and community events.
- Code 43040: Provides general supplies (\$100).
- Code 43050: Provides operating supplies/equipment (\$2,000).
- Code 43320: Provides for training expenses for Annual Facilities Expo (\$1,000).
- Code 43580: Provides for maintenance and equipment repair/service (\$1,000).



**This page left intentionally blank.**

# FY 2025-26

## Human Resources & Risk Management Department Budget





**This page left intentionally blank.**



---

## HUMAN RESOURCES/RISK MANAGEMENT DEPARTMENT

---

### **Description**

The Human Resources/Risk Management Department consists of three program areas: Personnel; General Liability/Workers' Compensation; and Employee Services.

The Personnel Program manages the City's employment system through the development and implementation of sound personnel practices. Service is provided to each City department with recruitment and employee relations matters. Recruitment of qualified personnel; labor negotiations; oversight of personnel actions; and compliance with State and Federal laws, such as those required through the Family and Medical Leave Act, Immigration and Naturalization Service and Americans with Disabilities Act, are important components of this Program's function.

The General Liability/Workers' Compensation Program serves both internal and external customers. It establishes comprehensive risk management and loss prevention guidelines and is responsible for the acquisition of excess liability insurance; public official bonds; claims administration; and joint efforts with defense counsel. It supports best practices in an ongoing effort to reduce loss exposure and ensure the safety of the public and City employees.

The Employee Services Program centralizes the accounting and management of the City's health, wellness and compensation plans. This includes implementing agreements that have been codified in resolutions adopted by City Council; memorandums of understanding with labor associations; and government mandates.

### **Department Mission Statement**

We provide excellent service to all customers of the Human Resources/Risk Management Department by providing accurate information; being highly responsive; maintaining cooperative working relationships; and demonstrating progressive and innovative approaches in carrying out our work.

### **Proposed Goals for FY 2025-26**

#### **Positive City Image:**

#### **Exemplary Leadership:**

Conduct an annual review of Administrative Policies and revise them as necessary to align with legislative changes and updated best practices, including creating Administrative Policies as needed.

---

## Human Resources/Risk Management - Goals and Accomplishments

---

Complete labor negotiations with the Chino City Hall Confidential Employees, Chino Police Professional Employees, San Bernardino Public Employees Association/Teamsters, American Federation of State, County and Municipal Employees Associations.

Reopen labor negotiation with the Chino Police Officer and Chino Police Management Associations in August 2025.

### **Public Service Excellence Through Internal & External Partnerships:**

Maintain and enhance the annual Wellness Event to align with Open Enrollment, ensuring the timely dissemination of benefits-related information and promoting employee well-being through relevant programming and resources.

### **Superior Customer Service:**

Sustain and expand ongoing employee training initiatives to strengthen skill development and support the delivery of exceptional service to both internal and external customers.

### **Financial Stability:**

Evaluate the benefits and risks of exiting the CalPERS medical plan in favor of an alternative non-CalPERS medical insurance option to ensure the most effective and sustainable healthcare solutions for employees and the organization.

Evaluate the feasibility of joining a Joint Powers Authority (JPA) for a risk-sharing pool to manage Workers' Compensation and general liability insurance. This assessment will focus on optimizing cost efficiency, enhancing risk management, and ensuring long-term financial sustainability.

### **Effective Technology:**

Research and evaluate the feasibility of digitizing Human Resources and Risk Management files, including personnel files, Workers' Compensation claim files, and general liability claims files. This advancement will improve data management, streamline information access, and enhance overall efficiency.

### **Responsible Long-Range Planning:**

Continue to analyze new laws as they relate to the Human Resources/Risk Management operations to ensure the City complies in a timely manner. Keep City staff across department lines informed as needed.

Continue to monitor the federal Affordable Care Act, California's Leave laws and regulations, and other employee related legislation, ensuring compliance.

Continue to recruit and retain qualified individuals that support the City's organizational values. Focus time and effort on expediting the hiring of pre-service and lateral law enforcement personnel in cooperation with the Police Department's Background staff.

---

## Human Resources/Risk Management - Goals and Accomplishments

---

### Status of Goals for FY 2023-24 & FY2024-25

#### **Positive City Image:**

Finalize Citywide Classification & Compensation Study and implement changes as adopted by City Council.

#### **Exemplary Leadership:**

Complete labor negotiations with the Chino City Hall Confidential Employee, Chino Police Professional Employees, San Bernardino Public Employees Association/Teamsters, American Federation of State, County and Municipal Employees Associations. **Completed**

Reopen labor negotiations with the Chino Police Officer and Chino Police Management Associations in August 2023. **Completed**

Introduce a new Supervisory Leadership Academy. **Completed**

Finalize the updated Personnel Rules and distribute to employees. **Ongoing**

#### **Exemplary Leadership (continued):**

Continue to expand the Administrative Policies to document practices and procedures and interpret changes that have become precedent setting in the workplace. **Ongoing**

#### **Public Service Excellence Through Internal & External Partnerships:**

Continue hosting annual Wellness Event to coincide with Open Enrollment in order to provide relevant and timely information regarding benefits. **Ongoing annually**

#### **Superior Customer Service:**

Continue ongoing training for all employees to enhance skills and provide excellent service to both internal and external customers. **Ongoing**

#### **Financial Stability:**

Continue to evaluate and assure the City's benefits and service providers are competitive. **Ongoing**

Continue to find cost savings in the Human Resources budget. **Ongoing**

Schedule the evaluation of City asset's value to provide appropriate levels of insurance coverage.

#### **Effective Technology:**

Implement PROFORM software to assist in automating the Employee Evaluation process. **Discontinued**

Continue to use new technology available to improve department efficiency and designate the use of online forms wherever feasible. **Ongoing**

#### **Responsible Long-Range Planning:**



---

## **Human Resources/Risk Management - Goals and Accomplishments**

---

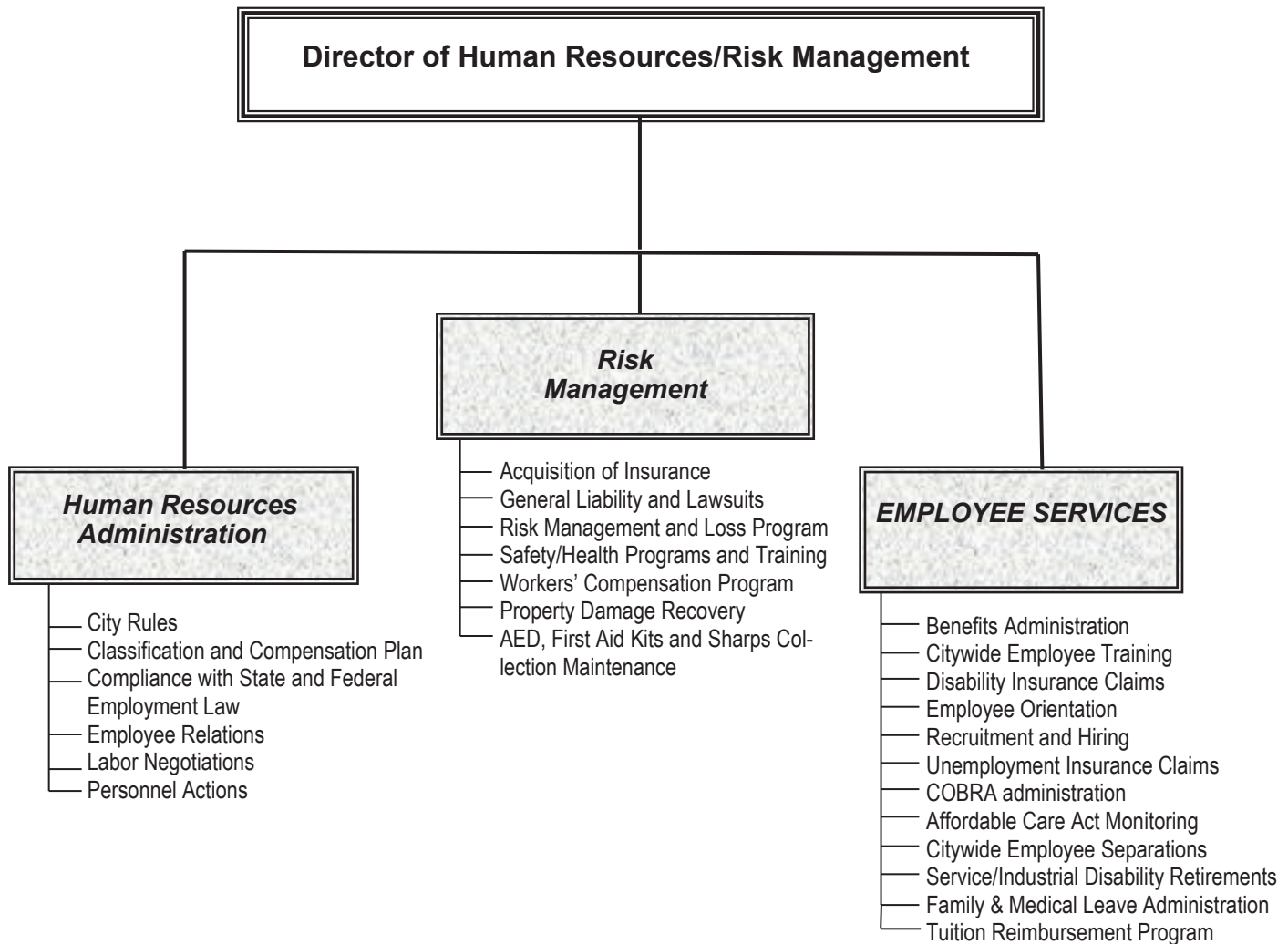
Continuously analyze and assess new legislation relevant to Human Resources and Risk Management operations to ensure the City maintains compliance in a timely and efficient manner.

Facilitate cross-departmental communication by keeping City staff informed of relevant legal and regulatory updates as necessary, fostering a well-informed and compliant workforce.

Continue to monitor the federal Affordable Care Act, California's leave laws and regulations, and other employee-related legislation to ensure ongoing compliance and alignment with legal requirements.

Continue to recruit and retain highly qualified individuals who align with the City's organizational values. Prioritize efforts to expedite the hiring process for pre-service and lateral law enforcement personnel in collaboration with the Police Department's Background staff.

# Human Resources / Risk Management Department





# HUMAN RESOURCES/RISK MGMT. - Expenditure Summary

FY 2025-26



## Department Summary

Expenditure Summary	FY 2022-23 Actual	FY 2023-24 Actual	FY 2024-25 Budget	FY 2024-25 Projection	FY 2025-26 Proposed	\$ Inc/-Dec	%
Personnel Services	1,569,535	2,281,946	2,711,281	2,565,476	2,286,874	-424,407	-15.7%
Maintenance & Operations	24,997,697	28,019,127	37,241,355	32,033,732	35,239,298	-2,002,057	-5.4%
Allocated Costs	962,513	945,101	1,248,824	1,248,824	424,403	-824,421	-66.0%
Capital and Non-Capital Projects	57,136	37,327	81,000	81,000	180,500	99,500	122.8%
	<b>\$27,586,881</b>	<b>\$31,283,501</b>	<b>\$41,282,460</b>	<b>\$35,929,032</b>	<b>\$38,131,075</b>	<b>-3,151,385</b>	<b>-7.6%</b>

## Department Programs

### Program 1005000: HUMAN RESOURCES ADM

Expenditure Summary	FY 2022-23 Actual	FY 2023-24 Actual	FY 2024-25 Budget	FY 2024-25 Projection	FY 2025-26 Proposed	\$ Inc/-Dec	%
Personnel Services	94,784	103,236	107,199	108,273	1,185,089	1,077,890	1,005.5%
Maintenance & Operations	0	52	600	0	20,380	19,780	3,296.7%
Allocated Costs	9,268	12,003	14,947	14,947	222,020	207,073	1,385.4%
	<b>\$104,052</b>	<b>\$115,291</b>	<b>\$122,746</b>	<b>\$123,220</b>	<b>\$1,427,489</b>	<b>1,304,743</b>	<b>1,063.0%</b>

### Program 6305010: LIABILITY WORKERS COMPENSATION

Expenditure Summary	FY 2022-23 Actual	FY 2023-24 Actual	FY 2024-25 Budget	FY 2024-25 Projection	FY 2025-26 Proposed	\$ Inc/-Dec	%
Personnel Services	607,122	1,022,790	1,128,998	1,099,447	1,101,785	-27,213	-2.4%
Maintenance & Operations	2,857,153	4,557,933	4,037,645	3,597,286	4,407,907	370,262	9.2%
Allocated Costs	125,021	138,689	166,391	166,391	202,383	35,992	21.6%
	<b>\$3,589,296</b>	<b>\$5,719,412</b>	<b>\$5,333,034</b>	<b>\$4,863,124</b>	<b>\$5,712,075</b>	<b>379,041</b>	<b>7.1%</b>



# HUMAN RESOURCES/RISK MGMT. - Expenditure Summary

FY 2025-26



## Department Programs

### Program 6405020: EMPLOYEE SERVICES

Expenditure Summary	FY 2022-23 Actual	FY 2023-24 Actual	FY 2024-25 Budget	FY 2024-25 Projection	FY 2025-26 Proposed	\$ Inc/-Dec	%
Personnel Services	867,629	1,155,920	1,475,084	1,357,756	0	-1,475,084	-100.0%
Maintenance & Operations	22,140,544	23,461,142	33,203,110	28,436,446	30,811,011	-2,392,099	-7.2%
Allocated Costs	828,224	794,409	1,067,486	1,067,486	0	-1,067,486	-100.0%
Capital and Non-Capital Project	57,136	37,327	81,000	81,000	180,500	99,500	122.8%
	<b>\$23,893,533</b>	<b>\$25,448,798</b>	<b>\$35,826,680</b>	<b>\$30,942,688</b>	<b>\$30,991,511</b>	<b>-4,835,169</b>	<b>-13.5%</b>



**HUMAN RESOURCES/RISK MGMT.**  
**HUMAN RESOURCES ADM**  
**Program: 1005000**



Obj/Prj No.	Description	FY 2022-23 Actual	FY 2023-24 Actual	FY 2024-25 Budget	FY 2024-25 Projected	FY 2025-26 Proposed
<b>Personnel Services</b>						
41000	Full-Time Salaries	46,174	27,204	31,627	40,101	781,615
41010	Part-Time Salaries	34,227	51,080	55,110	47,910	51,447
41020	Over-Time Salaries	4	281	300	100	300
41070	Employee Svcs Allocated	14,379	24,671	20,162	20,162	351,727
<b>Subtotal</b>		<b>94,784</b>	<b>103,236</b>	<b>107,199</b>	<b>108,273</b>	<b>1,185,089</b>
<b>Maintenance &amp; Operations</b>						
43050	Operate Equip/Prgm Supplies	0	52	200	0	150
43310	Dues & Publications	0	0	150	0	880
43315	Mileage Reimbursement	0	0	50	0	150
43320	Training/Education/Mtgs	0	0	0	0	19,000
43580	Maint/Contract Repair Svcs	0	0	200	0	200
<b>Subtotal</b>		<b>0</b>	<b>52</b>	<b>600</b>	<b>0</b>	<b>20,380</b>
<b>Allocated Services</b>						
46000	Central Services Allocated	2,468	2,749	3,287	3,287	31,054
46010	Insurance Allocated	3,626	5,493	8,352	8,352	74,975
46020	Building Allocated	3,174	3,761	3,308	3,308	115,991
<b>Subtotal</b>		<b>9,268</b>	<b>12,003</b>	<b>14,947</b>	<b>14,947</b>	<b>222,020</b>
<b>Total</b>		<b>104,052</b>	<b>115,291</b>	<b>122,746</b>	<b>123,220</b>	<b>1,427,489</b>

## Human Resources/Risk Management Department

### Program: Human Resources Administration - 1005000

#### Code Explanation

- Code 41000: Provides for full-time staffing allocations to support the activities of the Personnel Program and Human Resources/Risk Management Department activities. Increase due to reallocation of staffing from the Employee Services program. Administrative Assistant 55%, Management Assistant 55%, Human Resources Specialist I 95%, Deputy Director Human Resources/Risk Management 50%, Director Human Resources/Risk Management 50%, Sr. Human Resources/Risk Management Analyst 90%, Human Resources/Risk Management Analyst 95%
- Code 41010: Provides for part-time salaries. Increase is due to reallocation of staffing from the Employee Services Program. Customer Services Representative 55%, Management Aide 55%
- Code 41070: Provides for Employee allocation.
- Code 43050: Provides for the replacement of minor office equipment as may be required during the year.
- Code 43310: Provides for dues and publications related to personnel management. Increase due to addition of Human Resources specific dues/publications and reallocation from the Employee Services program.
- Code 43320: Provides for training and education related to personnel management. Increase reflects Human Resources specific training and reallocation from the Employee Services program.
- Code 43315: Provides for mileage reimbursement for job-related travel. Increase reflects projected mileage expense associated with training and education.
- Code 43580: Provides for the cost to maintain and repair office equipment.
- Code 46000: Provides for Central Services allocation.
- Code 46010: Provides for Insurance allocation.
- Code 46020: Provides for Building allocation.



# HUMAN RESOURCES/RISK MGMT. LIABILITY WORKERS COMPENSATION

Program: 6305010



Obj/Prj No.	Description	FY 2022-23 Actual	FY 2023-24 Actual	FY 2024-25 Budget	FY 2024-25 Projected	FY 2025-26 Proposed
<b>Personnel Services</b>						
41000	Full-Time Salaries	357,671	571,293	683,681	630,000	681,341
41010	Part-Time Salaries	30,122	44,368	9,270	33,500	113,641
41020	Over-Time Salaries	399	459	200	100	200
41070	Employee Svcs Allocated	218,930	406,670	435,847	435,847	306,603
<b>Subtotal</b>		<b>607,122</b>	<b>1,022,790</b>	<b>1,128,998</b>	<b>1,099,447</b>	<b>1,101,785</b>
<b>Maintenance &amp; Operations</b>						
43000	Office Supplies	3,203	2,927	2,000	1,000	2,000
43030	Postage	0	3	0	36	50
43050	Operate Equip/Prgrm Supplies	2,872	10,077	11,325	21,000	8,000
43210	Printing & Binding	0	92	200	0	100
43250	Work Comp Ins Premiums	323,155	323,807	407,034	370,000	610,000
43260	Work Comp Ins Claims	584,782	515,867	650,000	400,000	650,000
43270	Liability Ins Premium	1,175,349	1,439,102	1,548,136	1,554,000	1,786,357
43280	Liability Ins Claims	236,103	973,548	300,000	300,000	300,000
43310	Dues & Publications	386	39	600	300	4,500
43315	Mileage Reimbursement	0	0	150	250	150
43320	Training/Education/Mtgs	53,978	44,652	71,200	60,000	87,750
43500	City Atty Services	232,325	985,936	600,000	600,000	500,000
43510	Outside Atty Services	67,782	8,123	160,000	10,000	160,000
43515	Financial Services	1,675	673	2,000	700	1,000
43535	Claims Administration Fees	148,212	251,839	260,000	260,000	273,000
43650	Other Contractual	27,331	1,248	25,000	20,000	25,000
<b>Subtotal</b>		<b>2,857,153</b>	<b>4,557,933</b>	<b>4,037,645</b>	<b>3,597,286</b>	<b>4,407,907</b>
<b>Allocated Services</b>						
46000	Central Services Allocated	107,548	111,260	137,567	137,567	125,097
46020	Building Allocated	17,473	27,429	28,824	28,824	77,286
<b>Subtotal</b>		<b>125,021</b>	<b>138,689</b>	<b>166,391</b>	<b>166,391</b>	<b>202,383</b>
<b>Total</b>		<b>3,589,296</b>	<b>5,719,412</b>	<b>5,333,034</b>	<b>4,863,124</b>	<b>5,712,075</b>

## Human Resources/Risk Management Department

### Risk Management - 6305010

#### Code Explanation

- Code 41000: Represents full-time staffing allocations to support the activities of the Liability and Workers' Compensation Programs. Risk Manager 100%, Management Assistant 45%, Sr. Human Resources/Risk Management Analyst 10%, Human Resource Specialist II 100%, HR Specialist I 5%, Director Human Resources/Risk Management 50%, Deputy Director Human Resources/Risk Management 50%, HR Analyst 5%, Administrative Assistant 45%, Sr. Human Resources/Risk Management Analyst 10%
- Code 41010: Provides for part-time salaries. The increase is due to the reallocation of staffing from Employee Services. Customer Services Representative 45%, Management Aide 45%
- Code 41020: Provides for overtime salaries.
- Code 41070: Provides for Employee allocation.
- Code 43050: Provides for the purchase of specialized items to support safety awareness throughout the organization including safety materials to post on safety bulletin boards located in key locations throughout the City; to maintain safety-related equipment, such as the Automatic External Defibrillators (AED's); Safety Data Sheet Management, labor law posters and other employee safety items. Decrease reflects the reduction of COVID related items.
- Code 43210: Provides for printing of miscellaneous forms used in program administration. Decrease is due to the underutilization of the allocated funds.
- Code 43250: Provides for insurance premium expense for the City's excess Workers' Compensation policy coverage and the State Fraud Assessment. There is an anticipated increase in premium cost.
- Code 43260: Provides for all expenses associated with Workers' Compensation claims. Actual expenses are dependent upon the number and type of claims that are filed.
- Code 43270: Provides for payment of insurance premiums for excess liability, property, equipment, cyber and employee surety insurance. There is an anticipated increase in premium costs.
- Code 43280: Provides for payment of claims and claims related expenses. Actual expenses each year reflect claim settlement activity and fluctuate from year to year based upon the type of claims filed, the liability associated with each, and the settlements that are reached.
- Code 43310: Provides for membership dues for associations related to Workers' Compensation and General Liability. Increase due to reallocation of Liability & Workers' Compensation specific dues/publications.
- Code 43315: Provides for reimbursement for job-related travel.



## Human Resources/Risk Management Department

### Risk Management – 6305010 - continued

#### Code Explanation

- Code 43320: Provides for loss prevention/risk management training Citywide for key staff and liability loss prevention workshops for specific groups of City employees to assist in lowering risk exposures and to comply with OSHA mandates. Also provides for specialized safety training sessions to enable specific employees to meet required safety standards and use equipment properly, and to provide driver awareness training to City staff that routinely drive City vehicles. CPR and First Aid training for Community Services staff is included in this line item. Increase reflects an anticipated higher cost for services.
- Code 43500: Provides for City Attorney legal services related to liability claims. Decrease is attributed to the anticipated lower usage of the funds.
- Code 43510: Provides for specialized outside legal services related to liability claims defense.
- Code 43515: Provides for bank fees associated with the positive pay portals used by the Workers' Compensation and General Liability third party claims administrators.
- Code 43535: Provides claims adjustment contract services for Workers' Compensation and General Liability claims as well as leave administration provided by third-party administrators. Increase is due to anticipated cost increases of third-party administrators.
- Code 43650: Provides for assistance with risk exposure, loss prevention, and review of insurance policy documents. Also includes assistance with safety services and ongoing monitoring of employee illness and Injury Prevention Program, safety inspections and follow-up services to address safety hazards/issues in the workplace.
- Code 46000: Provides for Central Services allocation.
- Code 46020: Provides for Building allocation.



**This page left intentionally blank.**



**HUMAN RESOURCES/RISK MGMT.**  
**EMPLOYEE SERVICES**  
**Program: 6405020**



Obj/Prj No.	Description	FY 2022-23 Actual	FY 2023-24 Actual	FY 2024-25 Budget	FY 2024-25 Projected	FY 2025-26 Proposed
<b>Personnel Services</b>						
41000	Full-Time Salaries	517,438	607,671	874,048	740,000	0
41010	Part-Time Salaries	37,274	66,225	42,830	56,000	0
41020	Over-Time Salaries	860	983	1,000	1,000	0
41060	One Time Compensation	0	47,126	0	3,550	0
41070	Employee Svcs Allocated	312,057	433,915	557,206	557,206	0
<b>Subtotal</b>		<b>867,629</b>	<b>1,155,920</b>	<b>1,475,084</b>	<b>1,357,756</b>	<b>0</b>
<b>Maintenance &amp; Operations</b>						
42000	Accrued Leave Cash Outs	3,160,000	3,413,797	3,750,000	3,500,000	3,750,000
42010	Auto Allowance	66,418	70,184	72,400	72,400	72,400
42015	Longevity Pay	0	239,750	59,000	59,000	78,250
42020	Clothing Allowance	162,152	159,995	167,538	167,538	168,498
42030	Tuition Allowance	39,345	63,025	90,000	64,500	90,000
42040	Health Allowance	7,499,466	10,336,577	13,980,000	12,568,000	14,785,440
42041	Affordable Care Act Compliance	12,173	17,647	28,800	4,300	28,800
42049	Life Insurance	0	0	350,000	350,000	350,000
42050	Pers Retirement	8,965,202	6,371,794	8,375,713	8,375,713	8,331,517
42052	Pension Repayment	0	0	3,280,853	0	0
42060	Disability Insurance Claims	100,542	172,660	90,000	50,000	90,000
42070	Deferred Compensation	416,561	733,969	819,611	764,000	819,611
42071	Retire Health Savings	252,855	420,626	447,800	440,000	447,800
42080	Medicare	759,608	885,950	945,000	960,000	1,025,623
42090	Unemployment	17,147	19,529	27,000	20,000	20,000
43000	Office Supplies	4,075	4,969	5,000	12,000	5,000
43030	Postage	649	1,132	1,100	1,100	1,100
43050	Operate Equip/Prgrm Supplies	8,125	5,695	6,000	1,000	6,000
43210	Printing & Binding	122	578	1,000	1,000	1,000
43220	Recruitment & Employment	164,479	178,339	249,550	249,550	267,500
43310	Dues & Publications	358	5,870	5,570	500	100
43320	Training/Education/Mtgs	29,646	77,880	87,700	87,700	29,200
43510	Outside Atty Services	163,835	132,558	130,000	255,000	130,000
43515	Financial Services	88	98	145	145	145
43610	Medical Services	38,810	50,947	58,220	68,000	58,220
43650	Other Contractual	278,888	97,573	175,110	365,000	254,807
<b>Subtotal</b>		<b>22,140,544</b>	<b>23,461,142</b>	<b>33,203,110</b>	<b>28,436,446</b>	<b>30,811,011</b>
<b>Allocated Services</b>						
46000	Central Services Allocated	729,767	648,551	917,535	917,535	0
46010	Insurance Allocated	54,399	92,198	96,272	96,272	0
46020	Building Allocated	44,058	53,660	53,679	53,679	0
<b>Subtotal</b>		<b>828,224</b>	<b>794,409</b>	<b>1,067,486</b>	<b>1,067,486</b>	<b>0</b>



**HUMAN RESOURCES/RISK MGMT.**  
**EMPLOYEE SERVICES**  
**Program: 6405020**



Obj/Prj No.	Description	FY 2022-23 Actual	FY 2023-24 Actual	FY 2024-25 Budget	FY 2024-25 Projected	FY 2025-26 Proposed
<b>Capital and Non-Capital Projects</b>						
N5002	Employee Recognition Project	19,910	21,045	25,500	25,500	28,500
N5003	Employee Relations Strategic Plan	37,226	16,282	55,500	55,500	55,500
N5004	Corporate Challenge	0	0	0	0	16,500
N5005	Leadership Academy	0	0	0	0	80,000
	<b>Subtotal</b>	<b>57,136</b>	<b>37,327</b>	<b>81,000</b>	<b>81,000</b>	<b>180,500</b>
	<b>Total</b>	<b>23,893,533</b>	<b>25,448,798</b>	<b>35,826,680</b>	<b>30,942,688</b>	<b>30,991,511</b>

## Human Resources/Risk Management Department

### Employee Services Fund - 6405020

#### Code Explanation

Code 41000:	Represents full-time staffing allocations to support the activities of the Employee Services Program. Decrease reflects removal of personnel costs from this program.
Code 41010:	Provides for part-time salaries. Decrease reflects removal of personnel costs from this program.
Code 41020:	Provides for overtime salaries. Decrease reflects removal of personnel costs from this program.
Code 41070:	Provides for Employee allocation.
Code 42000:	Represents the cost associated with payments made to employees for the value of previously earned accrued leave time under qualifying conditions set forth in the Personnel Rules.
Code 42010:	Provides for automobile allowance granted for designated management employees and elected officials in accordance with adopted compensation resolutions.
Code 42015:	Provides for one-time lump sum for years of service. FY25-26 Increase is due to the increased number of employees qualified for this benefit.
Code 42020:	Provides for uniform maintenance and clothing and boot allowance pursuant to MOUs with various employee groups.
Code 42030:	Represents payment of qualified tuition costs, pursuant to MOU's and adopted compensation resolutions.
Code 42040:	Benefit Bank expenses as provided to employees because of negotiated MOUs. These funds are to be used for the purchase of health, dental and optical benefits. Also includes City's required contribution to retiree medical (PEHMCA). Increase due the anticipated premium increase.
Code 42041:	Represents Federally mandated benefit under the Affordable Care Act which requires City to offer health coverage to employees working 30 or more hours per week and related reporting requirements.
Code 42049:	Provides for life insurance payouts.
Code 42050:	Provides payments to California Public Employees Retirement System (CalPERS) for City employees based upon rates established by CalPERS actuaries. The budgeted figure for the next fiscal year includes the new rates, which are 27.38% for the 3% at 50, 23.06% for the 3% at 55 and 13.99% for PEPPA retirement formulas for Safety employees; and 10.31% for Miscellaneous employees. Decreased amount reflects estimated amount based on new rates.

## Human Resources/Risk Management Department

### Employee Services Fund - 6405020 - continued

Code 42052:	Provides for repayment of PERS loan. Decrease due to completion of repayment.
Code 42060:	Provides for payment of benefits under the City's Disability Insurance Program to qualifying full-time employees who have become unable to perform their job duties due to illness/injury.
Code 42070:	Represents the deferred compensation contribution in the employee benefit program pursuant to the adopted compensation resolution.
Code 42071:	Represents the Retiree Health Savings contribution in the employee benefit program pursuant to the adopted compensation resolution.
Code 42080:	Represents Federally mandated benefit in which the employer's cost is 1.45% of the salary for employees hired after April 1, 1986 (Medicare). FY25-26 Increase in is due to an anticipated cost of living adjustment.
Code 42090:	Represents unemployment insurance benefit reimbursement made to the State. Decrease reflects projected amounts based on current year's actuals.
Code 43000:	Provides for department supplies required to support program activities.
Code 43030:	Provides for city's mail costs.
Code 43050:	Provides for operating equipment supplies.
Code 43210:	Provides for printing of business cards, nameplates, and related items.
Code 43220:	Provides for general costs associated with the recruitment and hiring process including job advertisements, pre-employment physicals, polygraphs, psychological examinations, reference checks, backgrounds, and fingerprint processing, as well as specialized expenses related to Police Department recruitment activities. Also, includes fees for fingerprint processing for volunteers and contract employees, and recruitment incentive payments for the hiring of Police Officers and Dispatchers as well as a wellness event for City employees. FY25-26 Increase due to continued increase in hiring incentives awarded and job advertising costs.
Code 43310:	Provides for specialized publications for recruitment purposes and membership dues. Decrease due to reallocation of funds.
Code 43320:	Provides for Citywide training including customer service, ethics, Brown Act, PERS and supervisory. Increase reflects an anticipated higher cost for services.
Code 43500:	Provides for City Attorney legal services related to personnel.
Code 43510:	Provides for the cost of specialized legal assistance, legal updates and legal services for personnel, labor relations, labor negotiations and disciplinary matters.
Code 43515:	Provides for required City contributions to employee's 401a plan per negotiated benefits in MOU's.

## Human Resources/Risk Management Department

### Employee Services Fund - 6405020 - continued

#### Code Explanation

- Code 43610: Provides for special medical services including fitness for duty examinations (that are not covered as part of pre-employment physicals or Workers' Compensation), Hepatitis B vaccinations for specific employee classifications, maintenance of first aid kits, DOT mandated drug and alcohol testing, executive management and Council health care and wellness, hearing loss prevention testing, and mandated OSHA testing for lead/zinc levels of sworn employees using the indoor firing range facility.
- Code 43650: Provides for testing service to determine employee qualification for bilingual pay; professional services and assistance related to compensation and job classification studies; Americans with Disabilities Act (ADA) mediation and advisory services; customer service and special project facilitation; reasonable accommodation meeting assistance; and critical incident counseling for employees. Increase due to the reallocation of recruitment expenses and higher cost for services.
- Code 46000: Provides for Central Services allocation.
- Code 46010: Provides for Insurance allocation.
- Code 46020: Provides for Building allocation.

#### **Capital and Non-Capital Projects**

- Code N5002: Provides for Citywide Employee Recognition/Holiday lunch including supplies, service pins, and other contractual services related to the event. Increase is due to the rising cost of providing the program. Overall costs are offset by donations received by the Executive Management team and other contributors.
- Code N5003: Provides for employee relations and strategic planning.
- Code N5004: Provides for the annual Corporate Challenge including supplies and other contractual services related to the event.
- Code N5005: Provides for leadership training.

# FY 2025-26

## Development Services Department Budget







**This page left intentionally blank.**



---

## DEVELOPMENT SERVICES DEPARTMENT

---

### **Description**

The Development Services Department's primary role includes maintaining and implementing the City's long-range plans and entitlement and permitting process. This includes assisting in the setting of goals for developing, preserving, and rehabilitating residential neighborhoods and commercial and industrial areas. The Department's divisions include Planning, Building, Code Enforcement, Accessibility, Housing and the Permit Center.

### **Department Mission Statement**

As members of the Development Services team, we strive to professionally and proactively enhance the quality of life in Chino by developing and maintaining a safe, high quality and well-balanced community.

### **Proposed Goals for FY 25-26**

#### **Positive City Image:**

Develop and implement targeted, proactive code compliance campaigns aimed at addressing specific recurring violations – Code Compliance

Implement programs and projects that concurrently create affordable housing opportunities while driving neighborhood revitalization by addressing social, physical and economic blight and under-utilization – Housing

#### **Public Service Excellence Through Internal & External Partnerships:**

Provide awareness to developers and contractors on accessibility requirements at the first inspection in an effort to minimize mistakes in the field – Building

Enhance collaboration both internally and externally by integrating the Permit Center with other departments and divisions to ensure a consistent, unified approach to permit processing, while also working closely with contractors, developers, and regulatory agencies to refine the permit experience, ensuring timely approvals and thorough inspections at every stage of development – Permit Center

---

## DEVELOPMENT SERVICES- Goals & Accomplishments

---

### **Superior Customer Service:**

Continue to enhance the customer experience by offering seamless, transparent, and accessible electronic permit processing, reinforcing the City's commitment to quality public service and efficient governance – Permit Center

Develop and implement an exit survey to provide an opportunity for applicants to provide feedback on the entitlement process after it is completed – Planning

### **Financial Stability:**

Aggressively seek state, federal and private funding to support city affordable housing and neighborhood revitalization programs – Housing

### **Effective Technology:**

Evaluate the development review process to ensure entitlements are being processed efficiently and the development review process is meeting the expectations of the development community – Planning

### **Responsible Long-Range Planning:**

Complete the comprehensive update to the City's Zoning Code to ensure all codes align with the 2045 General Plan, including newly established overlays – Planning

Complete the City's Sign Code to ensure the code aligns with the 2045 General Plan, current sign standards, and allows for economic viability of all businesses located in the City – Planning

Include the City's ADA Transition Plan in Citywide planning and funding process to address accessibility barriers and constraints under federal requirement. This requires collaboration with Public Works and Community Services Parks and Recreation to plan projects in the budget identified within the ADA transition plan. Meetings and discussions have been taking place to holistically approach this essential goal – Accessibility

Improve the City's compliance with Title VI of the Civil Rights Act of 1964 by implementing internal reviews of program areas, staff training, and a detailed annual work plan. In the coming year, an internal review process will be established, staff training will be developed, conducted and implemented, and an annual work plan based on these improvements will be developed – Accessibility

Develop an Affordable Housing and Neighborhood Revitalization Strategic Plan – Housing

### **Accomplishments for FY2024-25**

#### **Positive City Image:**

Submitted an application for State funding to enhance assistance programs for low-income households and homeless families including long-term rental assistance, comprehensive case management services and down-payment assistance to aid in improving quality of life – Housing

---

## DEVELOPMENT SERVICES- Goals & Accomplishments

---

### **Public Service Excellence Through Internal & External Partnerships:**

The Code Enforcement Division continued to expand its areas of responsibility to assist with addressing several non-safety functions traditionally handled by Police Department personnel. Added areas of responsibility now include the issuance of parking citations and primary responsibility for illegal vendor enforcement – Code Enforcement

### **Superior Customer Service:**

Upon a submittal of a public records request, the public can now obtain a copy of any building permit and view project plans in person for any property. Homeowners, contractors, and designers have full online access to their specific project plans after creating an account through Accela – Building

### **Financial Stability:**

Submitted an application for \$804,000 in State Permanent Local Housing Allocations (PLHA) funds to help preserve the City's affordable housing fund by leveraging financial resources aimed at assisting low-income and homeless families – Housing

### **Effective Technology:**

The Planning Division was able to fully transition to electronic submittals of applications and plans to further streamline the plan review process. This included providing the Planning Commission and staff with updated iPads to effectively review and process entitlement projects – Planning

### **Responsible Long-Range Planning:**

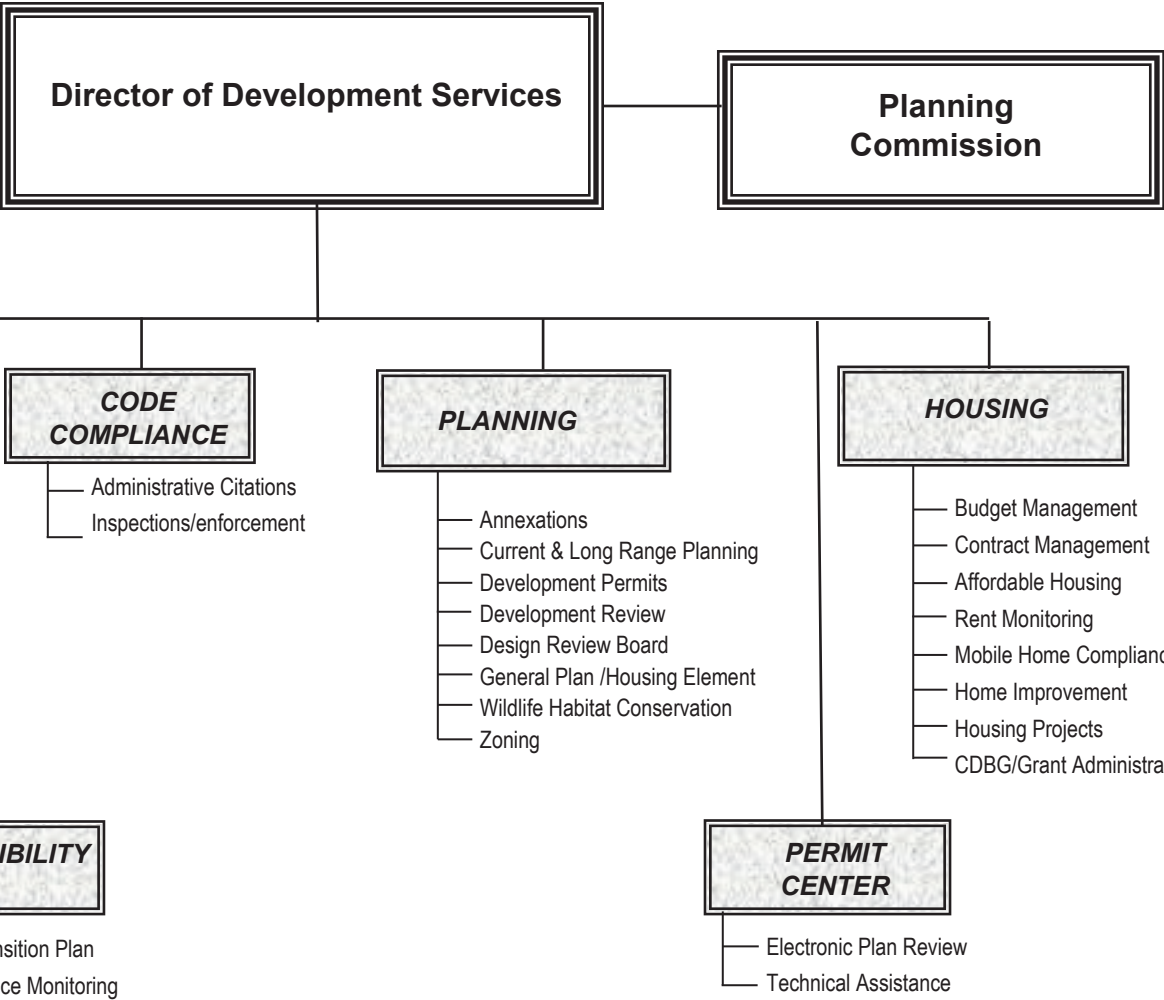
The two-year comprehensive update to the City's General Plan will be completed by the end of the fiscal year. The Planning Division will continue to update the Zoning Code to implement standards identified in the General Plan Update, which will be completed in FY 25-26 – Planning

The Planning Division completed the 145+ acre Ramona Francis Island annexation generally located on the north and south sides of Francis Avenue, between Norton and Monte Vista Avenues, and the East End annexations generally located on the north and south sides of Philadelphia Avenue, west of East End Avenue – Planning

In February 2024, the City adopted the Title II ADA Self-Evaluation and Transition Plan. Since that time, staff has been working diligently to remove barriers identified in the plan to enhance access for all Chino residents and visitors to its programs, services and activities. A framework for tracking improvements was developed and implemented – Accessibility

Continued to analyze funding opportunities and build relationships with affordable housing developers to implement infill projects to construct affordable housing – Housing

# Development Services Department





# DEVELOPMENT SERVICES - Expenditure Summary

FY 2025-26



## Department Summary

Expenditure Summary	FY 2022-23 Actual	FY 2023-24 Actual	FY 2024-25 Budget	FY 2024-25 Projection	FY 2025-26 Proposed	\$ Inc/-Dec	%
Personnel Services	4,947,245	5,247,399	6,437,807	6,270,063	5,770,863	-666,944	-10.4%
Maintenance & Operations	1,131,884	1,081,139	2,274,975	1,557,990	2,001,535	-273,440	-12.0%
Allocated Costs	810,644	934,983	1,116,677	1,116,677	1,165,606	48,929	4.4%
Capital and Non-Capital Projects	2,632,082	1,832,839	1,137,139	1,410,702	1,193,121	55,982	4.9%
	<b>\$9,521,855</b>	<b>\$9,096,360</b>	<b>\$10,966,598</b>	<b>\$10,355,432</b>	<b>\$10,131,125</b>	<b>-835,473</b>	<b>-7.6%</b>

## Department Programs

### Program 1006000: DEV SVCS ADMINISTRATION

Expenditure Summary	FY 2022-23 Actual	FY 2023-24 Actual	FY 2024-25 Budget	FY 2024-25 Projection	FY 2025-26 Proposed	\$ Inc/-Dec	%
Personnel Services	132,098	123,057	143,520	141,667	127,115	-16,405	-11.4%
Maintenance & Operations	102,802	102,790	40,510	32,957	40,510	0	0.0%
Allocated Costs	73,698	88,876	62,841	62,841	119,628	56,787	90.4%
Capital and Non-Capital Project	113,622	142,253	0	0	0	0	0.0%
	<b>\$422,220</b>	<b>\$456,976</b>	<b>\$246,871</b>	<b>\$237,465</b>	<b>\$287,253</b>	<b>40,382</b>	<b>16.4%</b>

### Program 1006010: PLANNING COMMISSION

Expenditure Summary	FY 2022-23 Actual	FY 2023-24 Actual	FY 2024-25 Budget	FY 2024-25 Projection	FY 2025-26 Proposed	\$ Inc/-Dec	%
Personnel Services	32,888	33,666	49,443	49,443	46,249	-3,194	-6.5%
Maintenance & Operations	1,670	809	16,828	8,743	22,910	6,082	36.1%
Allocated Costs	4,241	4,480	6,300	6,300	7,289	989	15.7%
	<b>\$38,799</b>	<b>\$38,955</b>	<b>\$72,571</b>	<b>\$64,486</b>	<b>\$76,448</b>	<b>3,877</b>	<b>5.3%</b>



## DEVELOPMENT SERVICES - Expenditure Summary

FY 2025-26



### Department Programs

#### Program 1006100: PLANNING

Expenditure Summary	FY 2022-23 Actual	FY 2023-24 Actual	FY 2024-25 Budget	FY 2024-25 Projection	FY 2025-26 Proposed	\$ Inc/-Dec	%
Personnel Services	1,570,839	1,558,028	1,834,468	1,759,688	1,656,349	-178,119	-9.7%
Maintenance & Operations	199,760	206,332	292,017	170,179	167,017	-125,000	-42.8%
Allocated Costs	170,143	177,040	207,459	207,459	219,201	11,742	5.7%
Capital and Non-Capital Project	771,946	272,497	0	525,040	140,000	140,000	100.0%
	<b>\$2,712,688</b>	<b>\$2,213,897</b>	<b>\$2,333,944</b>	<b>\$2,662,366</b>	<b>\$2,182,567</b>	<b>-151,377</b>	<b>-6.5%</b>

#### Program 1006300: BUILDING

Expenditure Summary	FY 2022-23 Actual	FY 2023-24 Actual	FY 2024-25 Budget	FY 2024-25 Projection	FY 2025-26 Proposed	\$ Inc/-Dec	%
Personnel Services	1,484,451	1,591,820	1,797,591	1,797,591	1,546,778	-250,813	-14.0%
Maintenance & Operations	304,171	208,896	342,867	250,914	345,107	2,240	0.7%
Allocated Costs	275,842	313,829	352,626	352,626	343,058	-9,568	-2.7%
Capital and Non-Capital Project	74,794	93,418	0	41,783	0	0	0.0%
	<b>\$2,139,258</b>	<b>\$2,207,963</b>	<b>\$2,493,084</b>	<b>\$2,442,914</b>	<b>\$2,234,943</b>	<b>-258,141</b>	<b>-10.4%</b>

#### Program 10063001: PERMIT CENTER

Expenditure Summary	FY 2022-23 Actual	FY 2023-24 Actual	FY 2024-25 Budget	FY 2024-25 Projection	FY 2025-26 Proposed	\$ Inc/-Dec	%
Personnel Services	0	2,829	248,936	235,562	220,432	-28,504	-11.5%
Maintenance & Operations	0	0	522,400	365,600	439,850	-82,550	-15.8%
Allocated Costs	0	0	33,778	33,778	28,781	-4,997	-14.8%
	<b>\$0</b>	<b>\$2,829</b>	<b>\$805,114</b>	<b>\$634,940</b>	<b>\$689,063</b>	<b>-116,051</b>	<b>-10.4%</b>



## DEVELOPMENT SERVICES - Expenditure Summary

FY 2025-26



### Department Programs

#### Program 1006400: CODE ENFORCEMENT

Expenditure Summary	FY 2022-23 Actual	FY 2023-24 Actual	FY 2024-25 Budget	FY 2024-25 Projection	FY 2025-26 Proposed	\$ Inc/-Dec	%
Personnel Services	1,114,789	1,206,510	1,505,118	1,436,172	1,344,839	-160,279	-10.6%
Maintenance & Operations	501,787	516,634	595,760	449,605	449,900	-145,860	-24.5%
Allocated Costs	236,736	279,450	351,793	351,793	329,359	-22,434	-6.4%
Capital and Non-Capital Project	4,879	1,255	7,575	6,000	7,500	-75	-1.0%
	<b>\$1,858,191</b>	<b>\$2,003,849</b>	<b>\$2,460,246</b>	<b>\$2,243,570</b>	<b>\$2,131,598</b>	<b>-328,648</b>	<b>-13.4%</b>

#### Program 1006600: ADA ACCESSIBILITY

Expenditure Summary	FY 2022-23 Actual	FY 2023-24 Actual	FY 2024-25 Budget	FY 2024-25 Projection	FY 2025-26 Proposed	\$ Inc/-Dec	%
Personnel Services	316,576	343,166	498,915	464,995	425,334	-73,581	-14.7%
Maintenance & Operations	217	238	3,097	173	6,545	3,448	111.3%
Allocated Costs	19,031	18,978	53,950	53,950	55,460	1,510	2.8%
Capital and Non-Capital Project	207,320	347,740	78,000	10,580	19,200	-58,800	-75.4%
	<b>\$543,144</b>	<b>\$710,122</b>	<b>\$633,962</b>	<b>\$529,698</b>	<b>\$506,539</b>	<b>-127,423</b>	<b>-20.1%</b>

#### Program 31062051: CITY AFFORD HOME IMP GRANT

Expenditure Summary	FY 2022-23 Actual	FY 2023-24 Actual	FY 2024-25 Budget	FY 2024-25 Projection	FY 2025-26 Proposed	\$ Inc/-Dec	%
Maintenance & Operations	0	0	84,494	80,000	0	-84,494	-100.0%
Capital and Non-Capital Project	113,636	139,348	0	66,154	0	0	0.0%
	<b>\$113,636</b>	<b>\$139,348</b>	<b>\$84,494</b>	<b>\$146,154</b>	<b>\$0</b>	<b>-84,494</b>	<b>-100.0%</b>





## DEVELOPMENT SERVICES - Expenditure Summary

FY 2025-26



### Department Programs

#### Program 31062055: CITY AFFORD HOME IMP LOAN

Expenditure Summary	FY 2022-23 Actual	FY 2023-24 Actual	FY 2024-25 Budget	FY 2024-25 Projection	FY 2025-26 Proposed	\$ Inc/-Dec	%
Maintenance & Operations	0	0	195,506	120,000	280,000	84,494	43.2%
Capital and Non-Capital Project	54,296	98,751	0	91,032	0	0	0.0%
	<b>\$54,296</b>	<b>\$98,751</b>	<b>\$195,506</b>	<b>\$211,032</b>	<b>\$280,000</b>	<b>84,494</b>	<b>43.2%</b>

#### Program 3106210: CITY AFFORDABLE HOUSING

Expenditure Summary	FY 2022-23 Actual	FY 2023-24 Actual	FY 2024-25 Budget	FY 2024-25 Projection	FY 2025-26 Proposed	\$ Inc/-Dec	%
Personnel Services	269,096	363,035	335,810	360,939	367,507	31,697	9.4%
Maintenance & Operations	8,782	27,827	42,956	23,792	37,956	-5,000	-11.6%
Allocated Costs	30,953	52,330	47,930	47,930	62,830	14,900	31.1%
Capital and Non-Capital Project	179,698	111,333	495,785	314,086	463,341	-32,444	-6.5%
	<b>\$488,529</b>	<b>\$554,525</b>	<b>\$922,481</b>	<b>\$746,747</b>	<b>\$931,634</b>	<b>9,153</b>	<b>1.0%</b>

#### Program 3508010: CDBG-ADMINISTRATION

Expenditure Summary	FY 2022-23 Actual	FY 2023-24 Actual	FY 2024-25 Budget	FY 2024-25 Projection	FY 2025-26 Proposed	\$ Inc/-Dec	%
Personnel Services	26,508	25,288	24,006	24,006	36,260	12,254	51.0%
Maintenance & Operations	12,695	17,613	58,540	56,027	31,740	-26,800	-45.8%
Capital and Non-Capital Project	20,000	20,000	20,000	20,000	50,000	30,000	150.0%
	<b>\$59,203</b>	<b>\$62,901</b>	<b>\$102,546</b>	<b>\$100,033</b>	<b>\$118,000</b>	<b>15,454</b>	<b>15.1%</b>



## DEVELOPMENT SERVICES - Expenditure Summary

FY 2025-26



### Department Programs

#### Program 3508020: CDBG-PUBLIC SERVICE

Expenditure Summary	FY 2022-23 Actual	FY 2023-24 Actual	FY 2024-25 Budget	FY 2024-25 Projection	FY 2025-26 Proposed	\$ Inc/-Dec	%
Capital and Non-Capital Project	88,138	75,416	76,910	82,579	80,000	3,090	4.0%
	<b>\$88,138</b>	<b>\$75,416</b>	<b>\$76,910</b>	<b>\$82,579</b>	<b>\$80,000</b>	<b>3,090</b>	<b>4.0%</b>

#### Program 3508030: CDBG-CIP & ECONOMIC DEV

Expenditure Summary	FY 2022-23 Actual	FY 2023-24 Actual	FY 2024-25 Budget	FY 2024-25 Projection	FY 2025-26 Proposed	\$ Inc/-Dec	%
Capital and Non-Capital Project	807,927	344,887	358,869	82,498	363,080	4,211	1.2%
	<b>\$807,927</b>	<b>\$344,887</b>	<b>\$358,869</b>	<b>\$82,498</b>	<b>\$363,080</b>	<b>4,211</b>	<b>1.2%</b>

#### Program 35080301: CDBG-HOME IMPROVEMENT GRANT

Expenditure Summary	FY 2022-23 Actual	FY 2023-24 Actual	FY 2024-25 Budget	FY 2024-25 Projection	FY 2025-26 Proposed	\$ Inc/-Dec	%
Capital and Non-Capital Project	53,517	60,513	100,000	100,000	70,000	-30,000	-30.0%
	<b>\$53,517</b>	<b>\$60,513</b>	<b>\$100,000</b>	<b>\$100,000</b>	<b>\$70,000</b>	<b>-30,000</b>	<b>-30.0%</b>

#### Program 3508041: CDBG CV3 CARES ACT

Expenditure Summary	FY 2022-23 Actual	FY 2023-24 Actual	FY 2024-25 Budget	FY 2024-25 Projection	FY 2025-26 Proposed	\$ Inc/-Dec	%
Capital and Non-Capital Project	36,509	14,828	0	0	0	0	0.0%
	<b>\$36,509</b>	<b>\$14,828</b>	<b>\$0</b>	<b>\$0</b>	<b>\$0</b>	<b>0</b>	<b>0.0%</b>



## DEVELOPMENT SERVICES - Expenditure Summary

FY 2025-26



### Department Programs

#### Program 37562201: CAL HOME-REUSE PROGRAM

Expenditure Summary	FY 2022-23 Actual	FY 2023-24 Actual	FY 2024-25 Budget	FY 2024-25 Projection	FY 2025-26 Proposed	\$ Inc/-Dec	%
Maintenance & Operations	0	0	80,000	0	180,000	100,000	125.0%
Capital and Non-Capital Project	105,800	28,050	0	0	0	0	0.0%
	<b>\$105,800</b>	<b>\$28,050</b>	<b>\$80,000</b>	<b>\$0</b>	<b>\$180,000</b>	<b>100,000</b>	<b>125.0%</b>

#### Program 3756223: CAL HOME 2023

Expenditure Summary	FY 2022-23 Actual	FY 2023-24 Actual	FY 2024-25 Budget	FY 2024-25 Projection	FY 2025-26 Proposed	\$ Inc/-Dec	%
Capital and Non-Capital Project	0	82,550	0	70,950	0	0	0.0%
	<b>\$0</b>	<b>\$82,550</b>	<b>\$0</b>	<b>\$70,950</b>	<b>\$0</b>	<b>0</b>	<b>0.0%</b>



**This page left intentionally blank.**



# DEVELOPMENT SERVICES DEV SVCS ADMINISTRATION

Program: 1006000



Obj/Prj No.	Description	FY 2022-23 Actual	FY 2023-24 Actual	FY 2024-25 Budget	FY 2024-25 Projected	FY 2025-26 Proposed
<b>Personnel Services</b>						
41000	Full-Time Salaries	82,812	70,371	87,493	85,665	87,493
41020	Over-Time Salaries	144	189	250	225	250
41070	Employee Svcs Allocated	49,142	52,497	55,777	55,777	39,372
	<b>Subtotal</b>	<b>132,098</b>	<b>123,057</b>	<b>143,520</b>	<b>141,667</b>	<b>127,115</b>
<b>Maintenance &amp; Operations</b>						
43000	Office Supplies	2,306	2,233	2,600	2,424	2,600
43210	Printing & Binding	88	61	100	0	100
43310	Dues & Publications	1,567	1,228	1,660	1,660	1,660
43320	Training/Education/Mtgs	2,947	2,088	3,150	1,200	3,150
43650	Other Contractual	29,083	29,701	33,000	27,673	33,000
44001	Debt Svc Sbita Principal	64,841	62,721	0	0	0
44011	Debt Svc Sbita Interest	1,970	4,758	0	0	0
	<b>Subtotal</b>	<b>102,802</b>	<b>102,790</b>	<b>40,510</b>	<b>32,957</b>	<b>40,510</b>
<b>Allocated Services</b>						
46000	Central Services Allocated	6,401	5,421	6,802	6,802	6,271
46010	Insurance Allocated	7,765	9,193	9,187	9,187	7,874
46020	Building Allocated	59,532	74,262	46,852	46,852	105,483
	<b>Subtotal</b>	<b>73,698</b>	<b>88,876</b>	<b>62,841</b>	<b>62,841</b>	<b>119,628</b>
<b>Capital and Non-Capital Projects</b>						
N7207	D.I.F. Admin Supp Svcs	113,622	142,253	0	0	0
	<b>Subtotal</b>	<b>113,622</b>	<b>142,253</b>	<b>0</b>	<b>0</b>	<b>0</b>
	<b>Total</b>	<b>422,220</b>	<b>456,976</b>	<b>246,871</b>	<b>237,465</b>	<b>287,253</b>

## Development Services Department

### Program: Administration - 1006000

#### Code Explanation

Code 41000: Provides for full-time salaries- Director (20%), Senior Management Analyst (15%), Management Assistant (15%).

Code 41020: Provides for overtime salaries.

Code 41070: Provides for Employee allocation.

Code 43000: Provides for general office supplies.

Code 43050: Provides for field operating equipment supplies as needed.

Code 43210: Provides for printing of staff business cards.

Code 43310: Provides for dues, subscriptions and publications including APA/AICP professional dues and ICSC membership for Director, as well as technical publications and reference materials.

Code 43320: Provides for registration fees for Director's attendance at various conferences including APA/AICP, CalEd, State of the City, and EMT Annual Training Retreat.

Code 43650: Provides for the City share of LAFCO operational costs.

Code 46000 Provides for Central Services allocation.

Code 46010 Provides for Insurance allocation.

Code 46020 Provides for Building allocation.

#### **Development Impact Fees/DIF Reconciliation/Update (Project # N7207)**

Total Project Cost: \$0



# DEVELOPMENT SERVICES PLANNING COMMISSION

Program: 1006010



Obj/Prj No.	Description	FY 2022-23 Actual	FY 2023-24 Actual	FY 2024-25 Budget	FY 2024-25 Projected	FY 2025-26 Proposed
<b>Personnel Services</b>						
41000	Full-Time Salaries	12,384	15,402	21,034	21,034	21,034
41010	Part-Time Salaries	11,375	8,625	15,000	15,000	15,750
41070	Employee Svcs Allocated	9,129	9,639	13,409	13,409	9,465
	<b>Subtotal</b>	<b>32,888</b>	<b>33,666</b>	<b>49,443</b>	<b>49,443</b>	<b>46,249</b>
<b>Maintenance &amp; Operations</b>						
43000	Office Supplies	458	220	420	120	420
43040	Uniforms	381	285	448	448	0
43050	Operate Equip/Prgm Supplies	0	0	185	0	815
43210	Printing & Binding	176	44	175	16	175
43310	Dues & Publications	597	0	800	333	800
43320	Training/Education/Mtgs	58	260	14,800	7,826	20,700
	<b>Subtotal</b>	<b>1,670</b>	<b>809</b>	<b>16,828</b>	<b>8,743</b>	<b>22,910</b>
<b>Allocated Services</b>						
46000	Central Services Allocated	1,349	1,092	1,506	1,506	1,675
46010	Insurance Allocated	1,647	1,876	3,784	3,784	3,311
46020	Building Allocated	1,245	1,512	1,010	1,010	2,303
	<b>Subtotal</b>	<b>4,241</b>	<b>4,480</b>	<b>6,300</b>	<b>6,300</b>	<b>7,289</b>
	<b>Total</b>	<b>38,799</b>	<b>38,955</b>	<b>72,571</b>	<b>64,486</b>	<b>76,448</b>

## Development Services Department

### Program: Planning Commission - 1006010

#### Code Explanation

- Code 41000: Provides for the Planning Commission clerical support salary. Management Assistant (20%).
- Code 41010: Provides for Planning Commissioner stipends which includes up to 14 meetings (\$125 each) for 9 Commissioners, and up to 7 DRB meetings for 2 Commissioners (\$125 each).  
FY 25-26      Increase due to the addition of 2 commissioners for SOI area.
- Code 41070    Provides for Employee allocation.
- Code 43000: Provides for general office/meeting supplies.
- Code 43040    Provides for the purchase of City logo attire for each Commissioner.  
FY 25-26      Decrease is due to budget moving to 43050.
- Code 43050    Provides for operating equipment and supplies.  
FY 25-26      Increase due to budget moving from 43040 and addition of 2 commissioners for SOI area.
- Code 43210: Provides for the printing of business cards for each Commissioner (9).  
FY 25-26      Increase due to the addition of 2 commissioners for SOI area.
- Code 43310    Provides for the opportunity to renew APA membership dues and participation fees.
- Code 43320: Provides for 9 Commissioners to attend training including APA Planning Commissioners Academy.  
FY 25-26      Increase is due to the expectation that all commissioners will attend PC Academy.
- Code 46000    Provides for Central Services allocation.
- Code 46010    Provides for Insurance allocation.
- Code 46020    Provides for Building allocation.





**DEVELOPMENT SERVICES  
PLANNING  
Program: 1006100**



Obj/Prj No.	Description	FY 2022-23 Actual	FY 2023-24 Actual	FY 2024-25 Budget	FY 2024-25 Projected	FY 2025-26 Proposed
<b>Personnel Services</b>						
41000	Full-Time Salaries	931,484	893,541	1,120,084	1,045,434	1,142,082
41020	Over-Time Salaries	0	4	330	200	330
41070	Employee Svcs Allocated	639,355	664,483	714,054	714,054	513,937
<b>Subtotal</b>		<b>1,570,839</b>	<b>1,558,028</b>	<b>1,834,468</b>	<b>1,759,688</b>	<b>1,656,349</b>
<b>Maintenance &amp; Operations</b>						
43000	Office Supplies	1,365	1,043	1,525	110	1,525
43030	Postage	6,152	2,753	9,500	5,200	9,500
43200	Advertisement/ Legal Notices	19,329	17,110	33,240	24,000	33,240
43210	Printing & Binding	165	178	256	41	256
43310	Dues & Publications	1,893	1,162	2,500	813	2,500
43320	Training/Education/Mtgs	390	2,867	2,496	1,600	2,496
43500	City Atty Services	88,571	96,383	90,000	90,000	0
43560	Eng/Construct Svcs	0	0	2,500	0	2,500
43570	Plan Checking Services	24,695	13,153	40,000	26,415	40,000
43650	Other Contractual	57,200	71,683	110,000	22,000	75,000
<b>Subtotal</b>		<b>199,760</b>	<b>206,332</b>	<b>292,017</b>	<b>170,179</b>	<b>167,017</b>
<b>Allocated Services</b>						
46000	Central Services Allocated	56,143	46,243	58,463	58,463	44,904
46010	Insurance Allocated	71,830	79,384	117,609	117,609	102,787
46020	Building Allocated	42,170	51,413	31,387	31,387	71,510
<b>Subtotal</b>		<b>170,143</b>	<b>177,040</b>	<b>207,459</b>	<b>207,459</b>	<b>219,201</b>
<b>Capital and Non-Capital Projects</b>						
G6016	S.B.2 Planning Grant	57,969	0	0	0	0
N6001	Gen Plan Update	693,492	232,869	0	503,542	140,000
N6029	2021-2029 6Th Cycle Housing Element	0	34,825	0	21,498	0
N6033	Soi Francis & Ramona Annexation	20,485	4,803	0	0	0
<b>Subtotal</b>		<b>771,946</b>	<b>272,497</b>	<b>0</b>	<b>525,040</b>	<b>140,000</b>
<b>Total</b>		<b>2,712,688</b>	<b>2,213,897</b>	<b>2,333,944</b>	<b>2,662,366</b>	<b>2,182,567</b>

## Development Services Department

### Program: Planning - 1006100

#### Code Explanation

- Code 41000: Provides for full-time salaries. City Planner (90%) and 100% for Assistant Planner, Planning Technician (2), Principal Planner, Associate Planner, Senior Planner (2) and Customer Service Representative II.
- Code 41010: Provides for part-time staffing as needed.
- Code 41020: Provides for over-time salaries.
- Code 41070 Provides for Employee allocation.
- Code 43000: Provides for general office supplies.
- Code 43030: Provides postage for notification of Planning Commission City Council and neighborhood meetings.
- Code 43070 Provides for Photoshop and GIS shared use license fee and one-year maintenance.
- Code 43200: Provides for legal newspaper notices and San Bernardino County Clerk filing fees for Notice of Environmental Determinations on city-initiated projects.
- Code 43210: Provides for printing of staff business cards, handouts, sign/zoning code amendments and zoning/general plan maps.
- Code 43310: Provides for AICP professional dues for 2 planners 4 APA professionals, 1 AEP professional City membership, and technical publications and reference materials as needed.
- Code 43315: Provides for mileage reimbursement.
- Code 43320: Provides for training, education, and meetings including APA, and the League of California Cities.
- Code 43500: Provides for City Attorney services.  
FY25-26 Decrease is due to the reallocation of City Attorney Services to the Administration Department's Attorney Services program 1002010.
- Code 43560: Provides for consulting services including arborist and/or architectural project support as needed.
- Code 43570: Provides for consultant(s) for landscape plan checking pass through services.
- Code 43650: Provides for consultant services including support for the Housing Element Update; community outreach related to annexations; scanning services to archive plans electronically, environmental studies, reports, and other planning related tasks and special projects.
- Code 46000 Provides for Central Services allocation.
- Code 46010 Provides for Insurance allocation.
- Code 46020 Provides for Building allocation.

#### **Capital and Non-Capital Projects:**

General Plan Update (Project # N6001) FY 2025-26 CA  
Phase III Annexation of City Islands (Project # N6701) FY 2025-26 \$0



## DEVELOPMENT SERVICES

### BUILDING

Program: 1006300



Obj/Prj No.	Description	FY 2022-23 Actual	FY 2023-24 Actual	FY 2024-25 Budget	FY 2024-25 Projected	FY 2025-26 Proposed
<b>Personnel Services</b>						
41000	Full-Time Salaries	888,395	968,086	1,095,352	1,095,352	1,064,018
41020	Over-Time Salaries	3,160	2,974	3,952	3,952	3,952
41070	Employee Svcs Allocated	592,896	620,760	698,287	698,287	478,808
<b>Subtotal</b>		<b>1,484,451</b>	<b>1,591,820</b>	<b>1,797,591</b>	<b>1,797,591</b>	<b>1,546,778</b>
<b>Maintenance &amp; Operations</b>						
43000	Office Supplies	511	729	1,050	350	1,050
43030	Postage	37	1	50	0	50
43040	Uniforms	1,359	1,371	2,500	2,169	2,500
43050	Operate Equip/Prgrm Supplies	635	767	1,260	600	1,260
43070	Software Licenses/Subscription	0	0	0	0	4,100
43200	Advertisement/ Legal Notices	0	0	100	0	100
43210	Printing & Binding	191	215	345	172	345
43310	Dues & Publications	8,932	2,999	3,360	2,800	3,000
43315	Mileage Reimbursement	0	0	100	0	100
43320	Training/Education/Mtgs	6,466	5,764	7,602	4,300	7,602
43500	City Atty Services	1,400	1,040	1,500	523	0
43570	Plan Checking Services	284,640	196,010	325,000	240,000	325,000
<b>Subtotal</b>		<b>304,171</b>	<b>208,896</b>	<b>342,867</b>	<b>250,914</b>	<b>345,107</b>
<b>Allocated Services</b>						
46000	Central Services Allocated	59,982	49,475	67,532	67,532	49,018
46010	Insurance Allocated	71,307	80,706	115,012	115,012	95,762
46020	Building Allocated	39,106	48,030	34,954	34,954	76,141
46030	Vehicle Allocated	105,447	135,618	135,128	135,128	122,137
<b>Subtotal</b>		<b>275,842</b>	<b>313,829</b>	<b>352,626</b>	<b>352,626</b>	<b>343,058</b>
<b>Capital and Non-Capital Projects</b>						
D4428	Dep K.B. Hms Spc Ins Turnlf 24428	0	0	0	5,728	0
D4453	Dep Sage Ct Tripointe Sp Ins D4453	0	0	0	1,645	0
D4454	Dep Cedar Row Tripoint Sp Ins D4454	0	0	0	627	0
D4455	Century Comm Heritae Chino	0	0	0	415	0
D4456	Dep Trumark Homes Spec Insp 24456	0	0	0	783	0
G6211	Local Early Action Plng (L.E.A.P)	74,794	93,418	0	26,058	0
N6014	Lewis Homecoming 24430	0	0	0	6,527	0
<b>Subtotal</b>		<b>74,794</b>	<b>93,418</b>	<b>0</b>	<b>41,783</b>	<b>0</b>
<b>Total</b>		<b>2,139,258</b>	<b>2,207,963</b>	<b>2,493,084</b>	<b>2,442,914</b>	<b>2,234,943</b>

## Development Services Department

### Program: Building Division - 1006300

#### Code Explanation

- Code 41000: Provides for full-time salaries. Building Official (90%), and 100% for Supervising Plans Examiner, Plans Examiner, Senior Permit Technician, Permit Technician and Building Inspectors (4).
- Code 41010: Provides for part-time staff.
- Code 41020: Provides for emergency or weekend building inspections. Costs are offset by revenue from the developer requesting special inspections. Other requests come from Fire or Police to assess damaged buildings.
- Code 41070 Provides for Employee allocation.
- Code 43000: Provides for general office supplies.
- Code 43030: Provides for postage for correspondence to business owners and residents regarding building violations and other notifications.
- Code 43040: Provides for annual uniforms and replacements as needed for Building Inspectors.
- Code 43050: Provides for field operating equipment and supplies for Building Inspectors.
- Code 43070: Provides for software required for the California Building Code cycle update.
- Code 43200: Provides for miscellaneous legal notices specified by the California Building Code.
- Code 43210: Provides for printing of staff business cards.
- Code 43310: Provides for membership dues including ICSC, Fire Association, IAMPO, various professional publications, and certification exams and program fees.
- Code 43315 Provides mileage reimbursement.
- Code 43320: Provides for CALBO education week, attendance at local professional meetings, and attendance at seminars to meet required continuing education needs of staff.
- Code 43500 Provides for City attorney services.  
FY25-26 Decrease is due to the reallocation of City Attorney Services to the Administration Department's Attorney Services program 1002010.
- Code 43570: Provides for structural and general plan check services.
- Code 43650: Provides for consulting services.
- Code 46000 Provides for Central Services allocation.
- Code 46010 Provides for Insurance allocation.
- Code 46020 Provides for Building allocation.
- Code 46030: Provides for Vehicle allocation.



**DEVELOPMENT SERVICES  
PERMIT CENTER  
Program: 10063001**



Obj/Prj No.	Description	FY 2022-23 Actual	FY 2023-24 Actual	FY 2024-25 Budget	FY 2024-25 Projected	FY 2025-26 Proposed
<b>Personnel Services</b>						
41000	Full-Time Salaries	0	2,829	152,022	138,648	152,022
41070	Employee Svcs Allocated	0	0	96,914	96,914	68,410
	<b>Subtotal</b>	<b>0</b>	<b>2,829</b>	<b>248,936</b>	<b>235,562</b>	<b>220,432</b>
<b>Maintenance &amp; Operations</b>						
43000	Office Supplies	0	0	500	500	500
43030	Postage	0	0	100	0	0
43050	Operate Equip/Prgrm Supplies	0	0	250	150	250
43070	Software Licenses/Subscription	0	0	330,800	291,450	354,000
43210	Printing & Binding	0	0	250	0	100
43310	Dues & Publications	0	0	500	0	0
43320	Training/Education/Mtgs	0	0	70,000	500	5,000
43580	Maint/Contract Repair Svcs	0	0	40,000	0	0
43650	Other Contractual	0	0	80,000	73,000	80,000
	<b>Subtotal</b>	<b>0</b>	<b>0</b>	<b>522,400</b>	<b>365,600</b>	<b>439,850</b>
<b>Allocated Services</b>						
46000	Central Services Allocated	0	0	17,816	17,816	15,099
46010	Insurance Allocated	0	0	15,962	15,962	13,682
	<b>Subtotal</b>	<b>0</b>	<b>0</b>	<b>33,778</b>	<b>33,778</b>	<b>28,781</b>
	<b>Total</b>	<b>0</b>	<b>2,829</b>	<b>805,114</b>	<b>634,940</b>	<b>689,063</b>

## Development Services Department

Program: Building Division – Permit Center-10063001

### Code Explanation

Code 41000: Provides for full time salaries. Deputy Director (25%), 100% Permit Center Coordinator.

Code 43000: Provides for general office supplies.

Code 43030: Provides for postage for correspondence to business owners and residents regarding building violations and other notifications.

Code 43050: Provides for operating equipment and supplies.

Code 43060: Provides for computer equipment.

Code 43070 Provides for software and licensing including Accela (\$255,000), E-Plan Soft (\$80,000), Grey Quarter (\$14,000), DigEPlan (\$5,000) for permit processing, tracking and electronic plan review.  
FY 2025-26 Increase due to enhanced software features.

Code 43210: Provides for printing of staff business cards.

Code 43310: Provides for membership dues.  
FY 2025-26 Decrease due to no applicable memberships needed.

Code 43320: Provides for training as needed.  
FY 2025-26 Decrease due to training provided through contractual agreements with software vendors.

Code 43580 Provides for maintenance and repair services of software.  
FY 2025-26 Decrease due to service provided through software licensing agreements.

Code 43650: Provides for IKC consulting services related to delivery of software and training for Permit Center activities.



**DEVELOPMENT SERVICES  
CODE ENFORCEMENT  
Program: 1006400**



Obj/Prj No.	Description	FY 2022-23 Actual	FY 2023-24 Actual	FY 2024-25 Budget	FY 2024-25 Projected	FY 2025-26 Proposed
<b>Personnel Services</b>						
41000	Full-Time Salaries	627,885	662,948	838,063	769,117	835,896
41010	Part-Time Salaries	47,629	55,149	119,990	119,990	119,990
41020	Over-Time Salaries	6,017	16,709	12,800	12,800	12,800
41070	Employee Svcs Allocated	433,258	471,704	534,265	534,265	376,153
	<b>Subtotal</b>	<b>1,114,789</b>	<b>1,206,510</b>	<b>1,505,118</b>	<b>1,436,172</b>	<b>1,344,839</b>
<b>Maintenance &amp; Operations</b>						
43000	Office Supplies	618	418	1,144	1,144	1,200
43030	Postage	2,993	3,020	2,600	1,900	2,600
43040	Uniforms	707	4,608	27,200	20,000	7,200
43050	Operate Equip/Prgm Supplies	463	895	2,592	1,500	1,920
43210	Printing & Binding	597	245	2,500	119	3,500
43310	Dues & Publications	1,132	2,363	2,500	1,605	2,500
43320	Training/Education/Mtgs	2,935	3,350	4,224	7,310	7,980
43500	City Atty Services	14,684	6,686	30,000	27	0
43510	Outside Atty Services	454,589	479,172	500,000	400,000	400,000
43650	Other Contractual	23,069	15,877	23,000	16,000	23,000
	<b>Subtotal</b>	<b>501,787</b>	<b>516,634</b>	<b>595,760</b>	<b>449,605</b>	<b>449,900</b>
<b>Allocated Services</b>						
46000	Central Services Allocated	53,092	47,641	64,354	64,354	46,741
46010	Insurance Allocated	55,805	65,650	100,596	100,596	86,030
46020	Building Allocated	31,873	39,462	26,846	26,846	59,852
46030	Vehicle Allocated	95,966	126,697	159,997	159,997	136,736
	<b>Subtotal</b>	<b>236,736</b>	<b>279,450</b>	<b>351,793</b>	<b>351,793</b>	<b>329,359</b>
<b>Capital and Non-Capital Projects</b>						
N6012	Hazard/Nuisance Abatement	4,879	1,255	7,575	6,000	7,500
	<b>Subtotal</b>	<b>4,879</b>	<b>1,255</b>	<b>7,575</b>	<b>6,000</b>	<b>7,500</b>
	<b>Total</b>	<b>1,858,191</b>	<b>2,003,849</b>	<b>2,460,246</b>	<b>2,243,570</b>	<b>2,131,598</b>

## Development Services Department

### Program: Code Enforcement - 1006400

#### Code Explanation

- Code 41000: Provides for full-time salaries. 100% for Supervising Code Compliance Supervisor, Deputy Director (25%), Code Compliance Inspector II (5). A portion of salaries are funded by CDBG.
- Code 41010: Provides for part-time staff. 100% for Code Compliance Inspector II (2)
- Code 41020: Provides for over-time salaries to cover special events.
- Code 41070: Provides for Employee allocation.
- Code 43000: Provides for general office supplies.
- Code 43030: Provides postage for correspondence to businesses and residents regarding signs, abandoned vehicles, and various other code violations. This would include the mailing of administrative citations, misdemeanor citations, and notices of violation.
- Code 43040: Provides for the replacement of or new staff uniforms.  
FY 2025-26      Decrease due to bullet-proof vests purchased prior year.
- Code 43050: Provides for field operating equipment supplies.
- Code 43210: Provides for printing of staff business cards, administrative citation forms, notice of violation forms, courtesy door hangers, and public information materials.  
FY 2025-26      Increase due to need for promotional materials for public outreach events.
- Code 43310: Provides for membership dues for the California Association of Code Enforcement Officers (CACEO) and publications.
- Code 43320: Provides for specialized code enforcement training, the ability to obtain certifications, and for attendance at the CACEO annual seminar.  
FY 2025-26      Increase due to CACEO conference location that requires travel.
- Code 43500: Provides for City attorney services for specialized code cases.  
FY25-26      Decrease is due to the reallocation of City Attorney Services to the Administration Department's Attorney Services program 1002010.
- Code 43510: Provides for specialized code enforcement legal services.  
FY 2025-2026      Decrease is aligned with recent code case activity.
- Code 43650: Provides for consulting services for the collection of fines (Data Ticket \$13,000) and short-term rental monitoring (Avenue \$10,000) for administrative citations and parking citations.  
FY 2025-26      Increase due to anticipated vendor increases to process citations.
- Code 46000: Provides for Central Services allocation.
- Code 46010: Provides for Insurance allocation.
- Code 46020: Provides for Building allocation.
- Code 46030: Provides for Vehicle allocation.

#### **Capital and Non-Capital Projects:**

- Code 40000: Non-Capital Projects:  
**Hazard/Nuisance Abatement (Project # N6012):** FY 25-26 \$7,500





**DEVELOPMENT SERVICES**  
**ADA ACCESSIBILITY**  
**Program: 1006600**



Obj/Prj No.	Description	FY 2022-23 Actual	FY 2023-24 Actual	FY 2024-25 Budget	FY 2024-25 Projected	FY 2025-26 Proposed
<b>Personnel Services</b>						
41000	Full-Time Salaries	187,906	206,605	304,681	270,761	293,334
41070	Employee Svcs Allocated	128,670	136,561	194,234	194,234	132,000
	<b>Subtotal</b>	<b>316,576</b>	<b>343,166</b>	<b>498,915</b>	<b>464,995</b>	<b>425,334</b>
<b>Maintenance &amp; Operations</b>						
43000	Office Supplies	217	238	470	0	470
43030	Postage	0	0	25	0	25
43050	Operate Equip/Prgrm Supplies	0	0	250	24	250
43070	Software Licenses/Subscription	0	0	0	0	1,500
43210	Printing & Binding	0	0	52	0	100
43310	Dues & Publications	0	0	2,100	0	0
43315	Mileage Reimbursement	0	0	200	0	200
43320	Training/Education/Mtgs	0	0	0	149	2,000
43650	Other Contractual	0	0	0	0	2,000
	<b>Subtotal</b>	<b>217</b>	<b>238</b>	<b>3,097</b>	<b>173</b>	<b>6,545</b>
<b>Allocated Services</b>						
46000	Central Services Allocated	10,544	8,412	13,420	13,420	10,693
46010	Insurance Allocated	0	0	31,992	31,992	26,400
46020	Building Allocated	8,487	10,566	8,538	8,538	18,367
	<b>Subtotal</b>	<b>19,031</b>	<b>18,978</b>	<b>53,950</b>	<b>53,950</b>	<b>55,460</b>
<b>Capital and Non-Capital Projects</b>						
N6024	S.B.1186 A.D.A. C.A.S.P	9,314	7,097	28,000	10,580	19,200
N6034	A.D.A. Transition Plan	198,006	340,643	0	0	0
N6702	A.D.A. Survey R.O.W. City IslDs	0	0	50,000	0	0
	<b>Subtotal</b>	<b>207,320</b>	<b>347,740</b>	<b>78,000</b>	<b>10,580</b>	<b>19,200</b>
	<b>Total</b>	<b>543,144</b>	<b>710,122</b>	<b>633,962</b>	<b>529,698</b>	<b>506,539</b>

## Development Services Department

### Program: ADA Accessibility - 1006600

#### Code Explanation

- Code 41000 Provides for full-time salaries. Deputy Director (25%), 100% for ADA Coordinator.
- Code 43000: Provides for general office supplies and supplies needed for Access Board meetings.
- Code 43030: Provides for postage.
- Code 43050: Provides operating equipment and supplies.
- Code 43070 Provides for software and licensing.  
FY 25-26 Increase due to need for program related software.
- Code 43210: Provides for printing of staff business cards.
- Code 43310: Provides for dues, subscriptions, and publications as related to ADA Accessibility.  
FY 25-26 Decrease due to usage trend analysis.
- Code 43315 Provide for mileage reimbursement.
- Code 43320 Provides for ADA related training opportunities.  
FY 25-26 Increase due to training related to Title VI.
- Code 43440: Provides for cell phone services.
- Code 43510: Outside City Attorney Services.
- Code 43650 Provides for consultant services for Title VI translation services.  
FY 25-26 Increase due to need for Title VI translation services.

#### **Capital and Non-Capital Projects:**

##### **ADA Survey of ROW for City Island Annexations (Project # N6702)**

FY 25-26-\$50,000

##### **ADA Transition Plan (Project #N6034)**

FY 25-26-\$0-Completed

**CASp Training (Project # N6024)** Provides for staff training, certification, certification pay, and retention of Certified Access Specialists (CASp) as well as efforts to facilitate compliance with construction-related accessibility requirements.  
FY 2025-26: \$19,200 and CA (estimated funds collected through business licensing)

##### **ADA Evaluation Plan Phase II (Project #N6023)**

FY 25-26-\$0 Project Complete



# DEVELOPMENT SERVICES CITY AFFORD HOME IMP GRANT

Program: 31062051



Obj/Prj No.	Description	FY 2022-23 Actual	FY 2023-24 Actual	FY 2024-25 Budget	FY 2024-25 Projected	FY 2025-26 Proposed
<b>Maintenance &amp; Operations</b>						
47070	Private Rehab Costs	0	0	84,494	80,000	0
	<b>Subtotal</b>	<b>0</b>	<b>0</b>	<b>84,494</b>	<b>80,000</b>	<b>0</b>
<b>Capital and Non-Capital Projects</b>						
G6068	Valdivia, Maria T H.I.G.	10,900	0	0	0	0
G6071	Nunez, Laura H.I.G.	0	13,275	0	0	0
G6124	Venture, M H.I.G.	8,425	0	0	0	0
G6125	Valverde, A H.I.G.	14,555	0	0	0	0
G6162	Rosell, Shonee M H.I.G.	9,890	0	0	0	0
G6163	Villa, P/Karas, T H.I.G.	17,790	0	0	0	0
G6164	Hensley, S H.I.G.	14,662	0	0	0	0
G6165	Arcides, R & V Home Imp Grant	14,789	0	0	0	0
G6166	Izquierdo, Edward H.I.G.	5,875	0	0	0	0
G6167	Billings, B H.I.G.	0	14,700	0	0	0
G6169	NACarro, R H.I.G.	0	15,280	0	0	0
G6170	Kano, Alena H.I.G.	0	16,589	0	0	0
G623A	Favela, Perla H.I.G.	16,750	0	0	0	0
G6242	Lira, Edwardo H.I.G.	0	15,450	0	0	0
G6243	Mendoza, Florante H.I.G.	0	18,405	0	0	0
G6244	Lawson, Hilda H.I.G.	0	10,979	0	0	0
G6245	Duenas, Yolanda H.I.G.	0	18,530	0	0	0
G6246	Twinkle & Neela Shah H.I.G.	0	0	0	15,100	0
G624B	CAmacho, M H.I.G.	0	16,140	0	0	0
G6251	Portillo, A H.I.G.	0	0	0	5,050	0
G6252	Rodriguez, M & O H.I.G.	0	0	0	6,140	0
G6253	Stoker, S H.I.G.	0	0	0	15,624	0
G6254	Marban, J H.I.G.	0	0	0	14,800	0
G6255	Carmona, Betty Grace	0	0	0	9,440	0
	<b>Subtotal</b>	<b>113,636</b>	<b>139,348</b>	<b>0</b>	<b>66,154</b>	<b>0</b>
	<b>Total</b>	<b>113,636</b>	<b>139,348</b>	<b>84,494</b>	<b>146,154</b>	<b>0</b>

## Development Services Department

Program: City Affordable Home Improvement Grant – 31062051

### Code Explanation

**Home Improvement Grant Program:** This program funds the City's Home Improvement Grant program, which provides income-qualified homeowners in designated Neighborhood Revitalization areas with a grant to complete various interior or exterior improvements needed that pose a potential health or safety risk to the residents, or to address code violations.

FY 2025-2026 -\$0      Decrease is due to the elimination of the grant program and conversion to a forgivable 5- year emergency loan per updated Home Improvement Policy.



**DEVELOPMENT SERVICES  
CITY AFFORD HOME IMP LOAN  
Program: 31062055**



Obj/Prj No.	Description	FY 2022-23 Actual	FY 2023-24 Actual	FY 2024-25 Budget	FY 2024-25 Projected	FY 2025-26 Proposed
<b>Maintenance &amp; Operations</b>						
47070	Private Rehab Costs	0	0	195,506	120,000	280,000
	<b>Subtotal</b>	<b>0</b>	<b>0</b>	<b>195,506</b>	<b>120,000</b>	<b>280,000</b>
<b>Capital and Non-Capital Projects</b>						
L6071	Nunez, Laura C.A.H.L.	0	34,700	0	0	0
L6072	Ortiz, M H.I.L.	0	43,824	0	0	0
L6165	Arcides, Reynaldo/Viola H.I.G.	15,009	0	0	0	0
L6170	Kano, Alena H.I.L.	0	11,527	0	0	0
L6230	Favela, Perla H.I.L.	39,287	0	0	0	0
L6242	Lira, Edward H.I.L.	0	8,700	0	0	0
L6243	Rudolph/Connie Berumen H.I.L.	0	0	0	34,550	0
L6246	Twinkle/Neela Shah H.I.L.	0	0	0	56,482	0
	<b>Subtotal</b>	<b>54,296</b>	<b>98,751</b>	<b>0</b>	<b>91,032</b>	<b>0</b>
	<b>Total</b>	<b>54,296</b>	<b>98,751</b>	<b>195,506</b>	<b>211,032</b>	<b>280,000</b>

**Development Services Department**

Program: City Affordable Home Improvement Loan – 31062055

**Code Explanation**

**Home Improvement/Owner Rehab Loan Program:** This program provides low-interest deferred loans to income-qualified homeowners for much needed home repairs including emergency repairs, roofing, painting, abatement of substandard conditions, etc.). Funding priorities are placed on the remediation of health and safety conditions.

FY 2025-2026-\$280,000      Increase due to grant funds moving to loan program based on updated Home Improvement Policy.



**DEVELOPMENT SERVICES  
CITY AFFORDABLE HOUSING  
Program: 3106210**



Obj/Prj No.	Description	FY 2022-23 Actual	FY 2023-24 Actual	FY 2024-25 Budget	FY 2024-25 Projected	FY 2025-26 Proposed
<b>Personnel Services</b>						
41000	Full-Time Salaries	153,167	161,656	205,075	230,204	253,453
41020	Over-Time Salaries	39	0	0	0	0
41070	Employee Svcs Allocated	115,890	201,379	130,735	130,735	114,054
	<b>Subtotal</b>	<b>269,096</b>	<b>363,035</b>	<b>335,810</b>	<b>360,939</b>	<b>367,507</b>
<b>Maintenance &amp; Operations</b>						
43000	Office Supplies	352	372	418	30	418
43030	Postage	284	295	314	289	314
43050	Operate Equip/Prgrm Supplies	0	0	520	0	520
43070	Software Licenses/Subscription	0	0	10,000	2,500	5,000
43210	Printing & Binding	0	31	104	0	104
43310	Dues & Publications	0	0	100	0	100
43320	Training/Education/Mtgs	0	0	500	473	500
43500	City Atty Services	4,423	9,736	10,000	7,000	10,000
43650	Other Contractual	2,120	14,386	16,000	12,000	16,000
47030	Opernl Exp Acquired	1,603	3,007	5,000	1,500	5,000
	<b>Subtotal</b>	<b>8,782</b>	<b>27,827</b>	<b>42,956</b>	<b>23,792</b>	<b>37,956</b>
<b>Allocated Services</b>						
46000	Central Services Allocated	10,342	12,752	16,444	16,444	14,937
46010	Insurance Allocated	12,967	23,997	21,533	21,533	22,811
46020	Building Allocated	7,644	15,581	9,953	9,953	25,082
	<b>Subtotal</b>	<b>30,953</b>	<b>52,330</b>	<b>47,930</b>	<b>47,930</b>	<b>62,830</b>



**DEVELOPMENT SERVICES  
CITY AFFORDABLE HOUSING  
Program: 3106210**



Obj/Prj No.	Description	FY 2022-23 Actual	FY 2023-24 Actual	FY 2024-25 Budget	FY 2024-25 Projected	FY 2025-26 Proposed
<b>Capital and Non-Capital Projects</b>						
G6068	Valdivia, Maria T H.I.G.	525	0	0	0	0
G6071	Nunez, Laura H.I.G.	0	375	0	0	0
G6123	Ventura, M Cal Home Reuse	525	0	0	0	0
G6125	Valverde, A H.I.G.	375	0	0	0	0
G6162	Rosell, Shonee M H.I.G.	375	0	0	0	0
G6163	Villa, P/Karas, T H.I.G.	525	0	0	0	0
G6164	Hensley, S H.I.G.	375	0	0	0	0
G6165	Arcides, R & V Home Imp Grant	375	0	0	0	0
G6166	Izquierdo, Edward H.I.G.	375	0	0	0	0
G6167	Billings, B H.I.G.	0	375	0	0	0
G6169	NACarro, R H.I.G.	0	525	0	0	0
G6170	Kano, Alena H.I.G.	0	375	0	0	0
G623A	Favela, Perla H.I.G.	375	0	0	0	0
G6242	Lira, Eduardo H.I.G.	0	375	0	0	0
G6243	Mendoza, Florante H.I.G.	0	375	0	0	0
G6244	Lawson, Hilda H.I.G.	0	375	0	0	0
G6245	Duenas, Yolanda H.I.G.	0	375	0	0	0
G6246	Twinkle & Neela Shah H.I.G.	0	0	0	375	0
G624B	CAmacho, M H.I.G.	0	525	0	19	0
G6251	Portillo, A H.I.G.	0	0	0	456	0
G6253	Stoker, S H.I.G.	0	0	0	375	0
G6254	Marban, J H.I.G.	0	0	0	375	0
G6255	Carmona, Betty Grace	0	0	0	375	0
G8029	CDBG Landlord Tenant Mediation	15,000	0	0	0	0
L6072	Ortiz, M H.I.L.	0	375	0	0	0
L6243	Rudolph/Connie Berumen H.I.L.	0	0	0	375	0
L6253	Hernandez, R Cal Home 2023	0	0	0	525	0
L6254	Pena, Michal Cal Hm 2023	0	0	0	525	0
N6007	Emergency Vouchers	90,765	73,923	250,000	120,000	250,000
N6027	Social Work Action Group	70,108	0	0	0	0
N8058	Homeless Outreach Services	0	33,360	245,785	190,686	213,341
<b>Subtotal</b>		<b>179,698</b>	<b>111,333</b>	<b>495,785</b>	<b>314,086</b>	<b>463,341</b>
<b>Total</b>		<b>488,529</b>	<b>554,525</b>	<b>922,481</b>	<b>746,747</b>	<b>931,634</b>



## Development Services Department

Program: City Affordable Housing Fund - 3106210

### Code Explanation

Code 41000: Provides for full time salaries. Director (5%), Deputy Director (25%), Building Official (10%) Senior Management Analyst (40%), Management Assistant (100%), Management Assistant (20%).

Code 41070 Provides for Employee allocation.

Code 43000: Provides for purchase of general office supplies including specialty paper for housing program flyers and brochures.

Code 43030: Provides postage for mailing of general correspondence, Home Improvement Program information packets, and special housing document mailings including correspondence related to the implementation of the City's Mobile Home and Rent Control Ordinance.

Code 43050 Provides for operating equipment and supplies.

Code 43070 Provides for software and licensing.  
FY2025-26 Decrease due to maintenance and add-on costs only.

Code 43200: Provides for legal notices and advertising related to housing activities.

Code 43210: Provides for the printing of housing program brochures and staff business cards.

Code 43310: Provides for purchase of miscellaneous housing and community development publications.

Code 43315: Provides for mileage reimbursement.

Code 43320: Provides for attendance at housing related workshops, seminars, and meetings.

Code 43500 Provides for City attorney services.

Code 43650: Provides (\$16,000) for consulting services as related to pre- loan expenses including environmental site assessment, termite, lead & asbestos studies (\$12,000), appraisals (\$2,000), credit reports (\$800), escrow fees and title reports (\$1,200). May also include financial services such as the preparation of pro-forma analyses for potential affordable housing projects to aid in the determination of project viability and warranted City financial participation and project related services.

Code 47030: Provides for the property maintenance of city owned property including utilities, miscellaneous repairs, securing property, and landscape maintenance.

Code 46000 Provides for Central Services allocation.

Code 46010 Provides for Insurance allocation.

Code 46020 Provides for Building allocation.

### **Capital Outlay/Improvements:**

Code 40000: Non-Capital Projects:

## Development Services Department

### Program: City Affordable Housing Fund – 3106210 (Cont.)

**Homelessness Prevention Programs (Projects #N6007/N8058):** Homelessness prevention assistance programs consisting of case management and outreach salaries, emergency vouchers, security deposit and or rental assistance for housing placement, utility payment assistance and emergency relocation transportation.

FY 2025-26

N6007-Emergency Assistance Voucher Program	\$250,000
--	-----------

N8058-Homeless Outreach/Case Management Services	\$254,000
--	-----------



**DEVELOPMENT SERVICES**  
**CDBG-ADMINISTRATION**  
**Program: 3508010**



Obj/Prj No.	Description	FY 2022-23 Actual	FY 2023-24 Actual	FY 2024-25 Budget	FY 2024-25 Projected	FY 2025-26 Proposed
<b>Personnel Services</b>						
41000	Full-Time Salaries	26,508	25,288	24,006	24,006	36,260
	<b>Subtotal</b>	<b>26,508</b>	<b>25,288</b>	<b>24,006</b>	<b>24,006</b>	<b>36,260</b>
<b>Maintenance &amp; Operations</b>						
43000	Office Supplies	178	186	200	38	200
43030	Postage	32	15	100	3	100
43200	Advertisement/ Legal Notices	1,711	1,740	5,200	5,046	8,400
43310	Dues & Publications	940	940	940	940	940
43315	Mileage Reimbursement	0	0	100	0	100
43320	Training/Education/Mtgs	0	0	1,500	0	1,500
43500	City Atty Services	164	102	500	0	500
43650	Other Contractual	9,670	14,630	50,000	50,000	20,000
	<b>Subtotal</b>	<b>12,695</b>	<b>17,613</b>	<b>58,540</b>	<b>56,027</b>	<b>31,740</b>
<b>Capital and Non-Capital Projects</b>						
G8028	CDBG Fair Housing	20,000	20,000	20,000	20,000	40,000
G8029	CDBG Landlord Tenant Mediation	0	0	0	0	10,000
	<b>Subtotal</b>	<b>20,000</b>	<b>20,000</b>	<b>20,000</b>	<b>20,000</b>	<b>50,000</b>
	<b>Total</b>	<b>59,203</b>	<b>62,901</b>	<b>102,546</b>	<b>100,033</b>	<b>118,000</b>

## Development Services Department

Program: Community Development Block Grant (CDBG) - 3508010

### Code Explanation

Code 41000: Provides for full-time staff responsible for the administration of CDBG. Direct time charged to projects.

Code 43000: Provides for office supplies.

Code 43030: Provides for postage.

Code 43310: Membership Association dues for National Community Development Association (NCDA) enabling staff access to valuable supplemental CDBG training and resources to enhance staff development and the administration of CDBG funds.

Code 43315: Provides for mileage reimbursement.

Code 43320: Provides for training, education and meetings including HUD workshops and seminars.

Code 43200: Provides for cost of advertising legal requirements.  
FY 2025-26            Increase due to increased cost of legal publications to meet Title VI and ADA requirements.

Code 43500 Provides for City attorney services.

Code 43650: Provides for contractual services for CDBG oversight and consulting services for preparation of the Action Plan, CAPER, and management of IDIS reporting (\$18,000), consulting services for the CDBG Consolidated and Impediments to Fair Housing Plans as required by HUD (\$32,000).  
FY 2025-26            Decrease due to completion of Consolidated and AI Plans.

### Non-Capital Projects:

FY 25-26	CDBG Fair Housing – Project #G8028	\$20,000
----------	------------------------------------	----------



**DEVELOPMENT SERVICES**  
**CDBG-PUBLIC SERVICE**  
**Program: 3508020**



Obj/Prj No.	Description	FY 2022-23 Actual	FY 2023-24 Actual	FY 2024-25 Budget	FY 2024-25 Projected	FY 2025-26 Proposed
<b>Capital and Non-Capital Projects</b>						
G8001	CDBG Graffiti Abate	10,684	9,905	10,000	10,000	10,000
G8004	CDBG Family Counsel	27,454	11,344	15,000	15,000	10,000
G8009	CDBG House Of Ruth	15,000	6,331	10,000	10,000	10,000
G8011	CDBG Chino Neighbor House	10,000	13,228	10,955	10,955	10,000
G8029	CDBG Landlord Tenant Mediation	0	11,380	10,000	10,000	10,000
G8031	CDBG Family Service Association	15,000	13,228	10,955	10,955	10,000
G8036	CDBG Inland Valley Hope	10,000	10,000	10,000	15,669	10,000
G8038	CDBG Sunrise Church Of California	0	0	0	0	10,000
<b>Subtotal</b>		<b>88,138</b>	<b>75,416</b>	<b>76,910</b>	<b>82,579</b>	<b>80,000</b>
<b>Total</b>		<b>88,138</b>	<b>75,416</b>	<b>76,910</b>	<b>82,579</b>	<b>80,000</b>

**Development Services Department**

Program: CDBG – Public Service – 3508020

**Code Explanation****Non-Capital Project Funding- FY 25-26****\$80,000**

• CDBG Family Counseling – Project #G8004	\$10,000
• CDBG House of Ruth – Project #G8009	\$10,000
• CDBG Neighborhood House – Project #G8011	\$10,000
• CDBG Family Services Association-Project# G8031	\$10,000
• CDBG Inland Valley Hope Partners-Project# G8036	\$10,000
• CDBG Graffiti Abatement G8001 – Project #G8001	\$10,000
• CDBG Landlord/Tenant Counseling-Project #G8029	\$10,000
• CDBG Sunrise Church of California-Project #G8038	\$10,000



**DEVELOPMENT SERVICES  
CDBG-CIP & ECONOMIC DEV  
Program: 3508030**



Obj/Prj No.	Description	FY 2022-23 Actual	FY 2023-24 Actual	FY 2024-25 Budget	FY 2024-25 Projected	FY 2025-26 Proposed
<b>Capital and Non-Capital Projects</b>						
G6220	CDBG Alley Project Fy21-22	16,516	304,711	0	0	0
G8019	CDBG Code Enforce	30,749	40,176	60,000	33,540	40,000
PF253	Pumpkin Patch Comm Garden Proj	0	0	298,869	0	0
PK183	Monte Vista Pk Restrm & Shade	760,662	0	0	0	0
PK255	Monte Vista Park Expansion	0	0	0	0	323,080
SN240	Alley Improvements FY23-24	0	0	0	48,958	0
<b>Subtotal</b>		<b>807,927</b>	<b>344,887</b>	<b>358,869</b>	<b>82,498</b>	<b>363,080</b>
<b>Total</b>		<b>807,927</b>	<b>344,887</b>	<b>358,869</b>	<b>82,498</b>	<b>363,080</b>

**Development Services Department**

Program: CDBG – CIP &amp; Economic Development - 3508030

**Code Explanation**

Code 40000: Provides for non-capital programs	<b>\$ 363,000.01</b>
---	----------------------

**New Funding /FY 25-26**

- |         |                            |               |
|---------|----------------------------|---------------|
| • G8019 | CDBG Code Compliance       | \$ 40,000     |
| • PK255 | Monte Vista Park Expansion | \$ 323,080.01 |





DEVELOPMENT SERVICES  
CDBG-HOME IMPROVEMENT GRANT

Program: 35080301



Obj/Prj No.	Description	FY 2022-23 Actual	FY 2023-24 Actual	FY 2024-25 Budget	FY 2024-25 Projected	FY 2025-26 Proposed
<b>Capital and Non-Capital Projects</b>						
G8127	CDBG-Safe Homes For Seniors	53,517	60,513	100,000	100,000	70,000
	<b>Subtotal</b>	<b>53,517</b>	<b>60,513</b>	<b>100,000</b>	<b>100,000</b>	<b>70,000</b>
	<b>Total</b>	<b>53,517</b>	<b>60,513</b>	<b>100,000</b>	<b>100,000</b>	<b>70,000</b>

**Development Services Department**

Program: CDBG – Home Improvement Grant- 35080301

**Code Explanation**

Code 40000: NPHS - Healthy Home for Seniors home improvement grants – Project G8127

FY 25-26                \$70,000

Provides up to fourteen (10) grants of approximately \$7,000 each to income-qualified homeowners to provide needed accessibility improvements.



**DEVELOPMENT SERVICES  
CDBG CV3 CARES ACT  
Program: 3508041**



Obj/Prj No.	Description	FY 2022-23 Actual	FY 2023-24 Actual	FY 2024-25 Budget	FY 2024-25 Projected	FY 2025-26 Proposed
<b>Capital and Non-Capital Projects</b>						
G6076	CDBG Distance Learning Homework	15,557	14,828	0	0	0
G6078	CDBG C.V.3. Emgy Rental Assistance	20,952	0	0	0	0
	<b>Subtotal</b>	<b>36,509</b>	<b>14,828</b>	<b>0</b>	<b>0</b>	<b>0</b>
	<b>Total</b>	<b>36,509</b>	<b>14,828</b>	<b>0</b>	<b>0</b>	<b>0</b>

## Development Services Department

Program: CDBG CV3 (Cares Act) – 3508041

### Code Explanation

#### **Emergency Rental Assistance Program:**

One-time grant that may pay up to three consecutive months of rent for income eligible households experiencing a financial hardship due to the loss or decrease in income because of COVID-19.

#### **Extended Camp Scholarship Program:**

Provides support to low-income families that are seeking full-day camp for their child(ren) to participate in a safe and supervised program during distance learning courses. This program closed in 2021 when students returned to in person learning. The funds were transferred to the Homework Success Program.

#### **Distance Learning Homework Success Program:**

Offers support to low-income families seeking in-person homework help for their children first through eighth grades.

#### **Senior Care Package Program:**

Provides supplemental food and hygiene supplies to seniors in need of additional support for basic items such as canned goods, water, and hygiene products.

These programs have been completed. Funds have been depleted.



# DEVELOPMENT SERVICES CAL HOME-REUSE PROGRAM

Program: 37562201



Obj/Prj No.	Description	FY 2022-23 Actual	FY 2023-24 Actual	FY 2024-25 Budget	FY 2024-25 Projected	FY 2025-26 Proposed
<b>Maintenance &amp; Operations</b>						
47070	Private Rehab Costs	0	0	80,000	0	180,000
	<b>Subtotal</b>	<b>0</b>	<b>0</b>	<b>80,000</b>	<b>0</b>	<b>180,000</b>
<b>Capital and Non-Capital Projects</b>						
G6123	Ventura,M Cal Home Reuse	23,800	0	0	0	0
L6068	Valdivia, Maria T Cal Home Reuse	47,100	0	0	0	0
L6069	Pvilla/Tkaras Hig	34,900	0	0	0	0
L6169	Navarro,Rogelio H.I.G.	0	28,050	0	0	0
	<b>Subtotal</b>	<b>105,800</b>	<b>28,050</b>	<b>0</b>	<b>0</b>	<b>0</b>
	<b>Total</b>	<b>105,800</b>	<b>28,050</b>	<b>80,000</b>	<b>0</b>	<b>180,000</b>

**Development Services Department**

Program: 2007 Cal Home-Reuse Program - 37562201

**Code Explanation**

Code 47070: Rehabilitation Costs:

**Cal Home Owner-Occupied Rehabilitation Program:** Provides low-interest deferred loans to income-qualified homeowners for needed repairs (e.g., roof replacements, painting, abatement of substandard conditions, etc.) to their homes utilizing "Re-Use Funds" (these funds are proceeds from loan repayments).

New Re-Use Funds FY 25-26    \$180,000 (estimated loan payoffs)



**DEVELOPMENT SERVICES**  
**CAL HOME 2023**  
**Program: 3756223**



Obj/Prj No.	Description	FY 2022-23 Actual	FY 2023-24 Actual	FY 2024-25 Budget	FY 2024-25 Projected	FY 2025-26 Proposed
<b>Capital and Non-Capital Projects</b>						
G624A	CAmacho, M Cal Home 23	0	82,550	0	0	0
L6251	Portillo, A Calhome 2023	0	0	0	28,690	0
L6252	Rodriguez, M&O Cal Hm	0	0	0	42,260	0
<b>Subtotal</b>		<b>0</b>	<b>82,550</b>	<b>0</b>	<b>70,950</b>	<b>0</b>
<b>Total</b>		<b>0</b>	<b>82,550</b>	<b>0</b>	<b>70,950</b>	<b>0</b>

## Development Services Department

Program: 2023 Cal Home Program - 3756223

### Code Explanation

Code 47070: Rehabilitation Costs:

**Cal Home Owner-Occupied Mobile Home Rehabilitation Program:** Provides low-interest deferred loans to income-qualified mobile-home owners for needed repairs (e.g., roof replacements, painting, abatement of substandard conditions, etc.).

FY 25-26 CA





**This page left intentionally blank.**

# FY 2025-26

## Public Works Department Budget





**This page left intentionally blank.**



---

## PUBLIC WORKS DEPARTMENT

---

### **Description**

As a full-service City, the Public Works Department provides excellent maintenance and operations service of City's assets in the public right-of-way for the quality of life for Chino's residents, businesses and visitors. The primary duties of the Department are to maintain and improve the City's streets, traffic signal systems, landscaping, street lighting, water, sewer, storm drain systems, and City-owned facilities. The Department also provides civil engineering, traffic engineering, environmental compliance and inspection services, administers the City's capital improvement projects, the Used Oil and Beverage Container Recycling Programs, manages the City's water resources, and maintains the City's fleet of vehicles and other equipment. The Public Works Department also administers Solid Waste franchise agreement with Waste Management.

### **Department Mission Statement**

The Public Works Department is dedicated to delivering high-quality, efficient, and sustainable infrastructure and services that enhance the safety, health, and well-being of our community. Through innovation, accountability, and a commitment to quality, the team strives to provide reliable public services that improve quality life and foster a thriving, resilient community.

### **Proposed Goals for FY2025-26**

#### **Positive City Image:**

Continue the biennial cycle of trimming City-maintained trees, ensuring all trees are trimmed every other year.

Continue to design and construct local alleyways, concentrating on alleys west of Central Avenue.

Continue to enhance and maintain the existing landscape Citywide.

Continue to implement "No Dumping" signs in alleys and areas near City limits known for having illegal debris dumped with proper signage and cameras.

Continue to strive for quality design of public improvements, including but not limited to accessibility improvements in the public rights-of-way, while maintaining plan check efficiency and technical correctness during the plan check process to promote enhanced customer service.

Continue with sports field turf renovations at City sports parks. Renovations will include two soccer fields per year.

Continue with the Citywide Street Maintenance Program (pothole repairs, signing, and striping).

Complete with the Citywide Streetlight LED Upgrade Program.

Implement the Turnkey Turf Transformation Program to replace non-functional turf around City Hall with drought tolerant landscaping, promoting sustainability and water conservation.

Replace 25,000 square feet of sidewalk panels Citywide. Yearly replacements include damaged or lifted sidewalk panels.

---

## Public Works Department – Goals and Accomplishments

---

### **Exemplary Leadership:**

Enhance collaboration and strengthen the Public Works leadership team through an engaging team-building workshop.

Continue organizing Public Works Week and holiday celebrations to strengthen team camaraderie, recognize staff contributions, and promote a positive workplace culture.

Continue supporting staff development by encouraging department employees to participate in the 8-week Leadership Academy, fostering leadership goals and professional advancement.

Continue to build a strong leadership team within Public Works by hiring and promoting talented staff to support department growth and operational excellence.

Continue to hold monthly all-hands staff meetings to enhance transparency, foster open communication, and ensure consistent knowledge-sharing across the department.

Continue to recognize outstanding internal and external customer service from staff through the employee recognition program.

Provide employees with access to ongoing training, workshops, and certifications to enhance their skills. Promote a culture of lifelong learning and adaptability.

### **Public Service Excellence Through Internal & External Partnerships:**

Continue to be part of the Mutual Aid emergency response program in partnership with IEUA, City of Chino Hills, City of Ontario, City of Pomona, City of Montclair, Cucamonga Valley Water District, and Jurupa Community Services District. Host a Mutual Aid meeting this year in the City of Chino.

Continue to enhance external partnerships through coordination with San Bernardino County to obtain ultimate street right-of-way as specified in The Preserve Specific Plan along the Chino Airport property on Kimball, Merrill, and Flight Avenues.

Continue to implement quarterly utility coordination meetings with Inland Empire Utilities Agency, Southern California Edison, the gas company, telecommunication companies, and City utilities.

Continue to implement new water conservation programs and demonstrate improved water efficiency with the Inland Empire Utilities Agency.

Continue to strengthen external partnerships through ongoing collaboration with the developer, Orange County Flood Control District, and the Army Corps of Engineers to complete the Pine Avenue Stage 3 project, which consists of the ultimate street widening on Pine Avenue from Meadowhouse Avenue to Rincon Meadows Avenue.

Continue to strengthen partnerships with the City of Chino Hills, City of Ontario, City of Eastvale, City of Pomona, City of Montclair, County of San Bernardino, and Caltrans on construction activities, traffic signals, speed limits, other traffic infrastructure operations, and maintenance where shared jurisdictions occur.

Strengthen collaboration with water agencies to ensure compliance with "Making Conservation a California Way of Life" regulation.

### **Superior Customer Service:**

Continue graffiti removal response time within 48 hours from time reported.

---

## Public Works Department – Goals and Accomplishments

---

Continue to host and provide regional Household Hazardous Waste (HHW) services for five hours twice a month, offering a safe and convenient way for residents to dispose of common household hazardous waste.

Continue to provide high quality water and sewer services to our residents and businesses.

Continue to provide the public with more frequent and accurate updates on roadways, projects, and new developments via social media and event outreach.

Continue to review the current traffic signal coordination programs and improve traffic signal synchronization Citywide.

Continue to respond to requests from the public from online, phone, and in-person requests.

Work with Community Development, Economic Development, and Engineering Consultants to work with developments that will provide a benefit to the community through a streamlined entitlement and plan check process.

### **Financial Stability:**

Complete the Water and Wastewater Rate Study for the City to fund capital improvement projects for reliable water and sewer systems.

Continue to apply for various grants for implementation, outreach, and monitoring of Cal Recycling programs.

Continue to collaborate with the Finance Department to update the City's User Fee Study.

Continue to complete the final reconciliation (cost accounting, credit true-up, and reimbursement agreements) for the master-planned transportation facilities included in The Preserve Development Impact Fee program constructed in The Preserve to ensure fiscal responsibility.

Continue to implement strategies to fund capital projects and control operating costs by seeking outside funding opportunities.

Continue to pursue grant funding opportunities to implement traffic safety improvements identified in the Local Roadway Safety Plan.

Evaluate additional funding sources for future construction of Storm Drain Line "I", Line "H", and master plan drainage facilities to promote project viability through fiscal responsibility.

Replace obsolete water meters to accurately measure water use.

### **Effective Technology:**

Create a public facing CIP map including City benchmarks through GIS to be shared with residents, utility providers, consultants, and contractors.

Coordinate with the Development Services Department to refine the Accela & E-Plan Check software to improve efficiency of entitlement and plan check reviews.

Continue to expand the City's fiber optic network and expand to all City facilities, traffic camera network and sensor technology to improve traffic management Citywide.

Continue to optimize the use of the Virtual Project Manager Software System to improve project organization and execution.

---

## Public Works Department – Goals and Accomplishments

---

Implement technology to enhance data collection and reporting on Water Use Efficiency, improving accuracy and efficiency in conservation efforts.

Investigate the use of drone technology to provide real time updates on public works related projects.

Reduce response times through See-Click-Fix which provides residents with a convenient and user-friendly way to report concerns through the platform.

Research the use of consultants that can provide a digital method of tracking Underground Service Alerts (USA's) for marking underground utilities to eliminate paper waste and streamline the electronic positive response (EPR) required by the State.

### **Responsible Long-Range Planning:**

Continue the catch basin retrofit project to achieve State-certified compliance with Statewide Trash Provisions for compliance by 2030.

Continue to implement planned activities to comply with the requirements of the new MS4 Permit issued by the State Water Resources Control Board.

Continue to implement pollution prevention measures to comply with the requirements of the NPDES Municipal Separate Storm Sewer System (MS4) Permit issued by the State Water Resources Control Board.

Continue to inspect 80% of stormwater catch basins annually and 100% of stormwater catch basins to comply with National Pollutant Discharge Elimination System (NPDES) requirements for FY2025-26.

Initiate an update to the Bicycle and Pedestrian Master Plan after the completion of the General Plan Update.

Continue the establishment of a Citywide telecommunications master plan.

Initiate an Urban Forest Management Plan for establishing uniformity of landscaping design citywide.  
Initiate an update to the Citywide Storm Drain Master Plan.

Complete an update to the City's Water System Resiliency and System Security Assessment.

### **Accomplishments for FY 2023-24 & FY2024-25**

#### **Positive City Image:**

Completed the Citywide Street Name Sign Replacement Program.

Completed sports field turf renovations at City sports parks. Renovations included four soccer fields.

Implemented a Citywide street-sweeping ordinance with proper signage and enforcement.

Provided quality design of public improvements, including but not limited to accessibility improvements in the public rights-of-way, while maintaining plan check efficiency and technical correctness during the plan check process to promote enhanced customer service, completing a total of 291 development plan checks in 2024.

Replaced restroom fixtures, resurfaced flooring, interior paint and improved layout and design to comply with ADA guidelines within City public park restrooms at the Community Garden, Heritage, Mountain View, Villa Park. Replacements include dilapidated and outdated restroom stall doors, sinks, toilets, and other fixtures.

---

## Public Works Department – Goals and Accomplishments

---

Replaced 30,000 square feet of sidewalk panels Citywide. Yearly replacements include damaged or lifted sidewalk panels.

Slurry sealed over 50 miles of streets.

Updated the City's engineering standard plans and specifications.

### **Exemplary Leadership:**

Forty-four department staff members successfully completed the 8-week Leadership Academy, enhancing their leadership skills and professional growth.

Held monthly all-hands staff meetings to enhance transparency, foster open communication, and ensure consistent knowledge-sharing across the department.

Implemented a department employee recognition program to recognize outstanding internal and external customer service from staff.

Strengthened the Public Works leadership team by hiring and promoting key staff to enhance department effectiveness and continuity.

### **Public Service Excellence Through Internal & External Partnerships:**

Implemented quarterly utility coordination meetings.

Enhanced collaboration with the developer to complete remaining public improvements in the College Park Specific Plan area, including ultimate street widening on Edison and Oaks Avenues.

Enhanced external partnerships through coordination with San Bernardino County to obtain ultimate street right-of-way as specified in The Preserve Specific Plan along the Chino Airport property on Kimball, Merrill, and Flight Avenues.

Strengthened external partnerships through ongoing collaboration with the developer, Orange County Flood Control District, and the Army Corps of Engineers to complete the Pine Avenue Stage 3 project, which consists of the ultimate street widening on Pine Avenue from Meadowhouse Avenue to Rincon Meadows Avenue.

Strengthen partnerships with the City of Chino Hills, City of Ontario, City of Eastvale, and County of San Bernardino on boundary traffic signals, speed limits, other traffic infrastructure operations, and maintenance.

### **Superior Customer Service:**

Implemented enhanced services to provide the public with more frequent and accurate updates on roadways, projects, and new developments via social media and event outreach.

Answered 1,122 phone calls, completed 2,298 service requests, and responded to over 527 emergency water calls, ensuring timely and efficient customer service in 2024.

Implemented organics recycling for residential trash services customers in partnership with waste management as required by SB 1383.

Video inspected and cleaned 13.0 miles of sewer lines to comply with the City's Sanitary Sewer Management Plan (SSMP).



---

## Public Works Department – Goals and Accomplishments

---

Hosted and provided regional Household Hazardous Waste (HHW) services for five hours twice a month, offering a safe and convenient way for residents to dispose of common household hazardous waste, collecting over 20,720 gallons of waste in 2024.

Reviewed the current traffic signal coordination programs and improve traffic signal synchronization Citywide.

### Financial Stability:

Applied for various grants for implementation, outreach, and monitoring of Cal Recycling programs.

Developed and implemented a strategy to fund capital projects and control operating costs by seeking outside funding opportunities, including potential sale of excess stored water reserves to generate revenue.

Pursued and established grant funding to plan and implement traffic safety improvements identified in the Local Roadway Safety Plan. Awarded a state Highway Safety Improvement Program (HSIP) grant for \$225,450 for traffic signal safety improvements along Central Avenue from Riverside Avenue to Phillips Boulevard. Awarded \$400,000 in federal Safe Streets and Roads for All (SS4A) to create a Comprehensive Safety Action Plan.

### Effective Technology:

Expanded fiber optic communication infrastructure on Central Avenue across State Route 60 for traffic signals, cameras, parks, and utility facilities.

Expanded traffic camera network and sensor technology to improve traffic management Citywide.

Implemented See-Click-Fix to provide residents with a convenient and user-friendly way to report concerns through the platform.

Implemented the use of the Virtual Project Manager Software System to improve project organization and execution.

Incorporated technology to streamline Cal Recycle implementation plan activities to maintain records of SB1383 activities.

### Responsible Long-Range Planning:

Completed the construction of Kimball Avenue Widening.

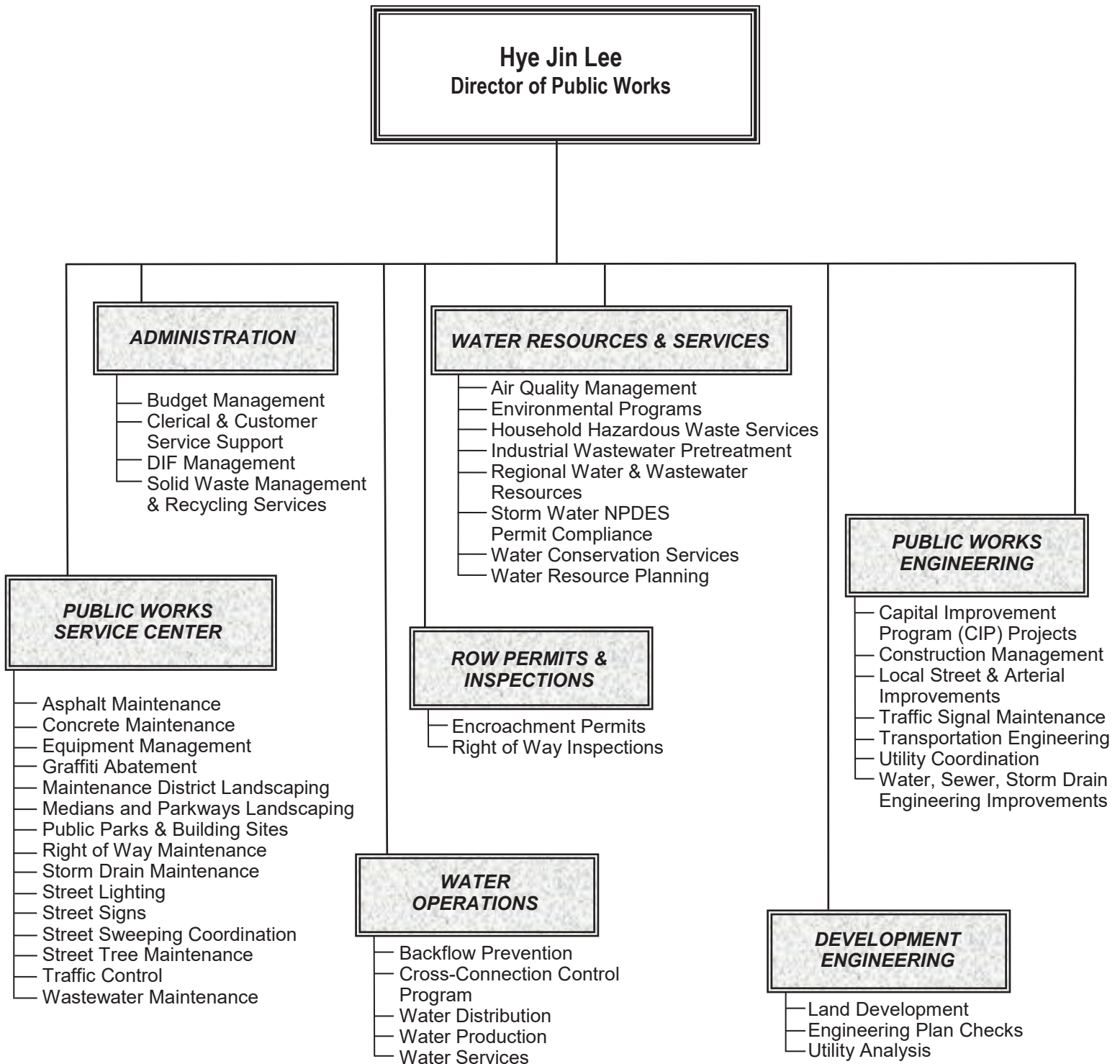
Implemented planned activities to comply with the requirements of the new MS4 Permit issued by the State Water Resources Control Board.

Implemented pollution prevention measures to comply with the requirements of the NPDES Municipal Separate Storm Sewer System (MS4) Permit issued by the State Water Resources Control Board.

Initiated the catch basin retrofit project to achieve State-certified compliance with Statewide Trash Provisions for compliance by 2030.

Inspected 80% of stormwater catch basins annually and 100% of stormwater catch basins over a two-year period to comply with National Pollutant Discharge Elimination System (NPDES) requirements for FY2023-24 and FY2024-25.

# Public Works Department





# PUBLIC WORKS - Expenditure Summary

FY 2025-26



## Department Summary

Expenditure Summary	FY 2022-23 Actual	FY 2023-24 Actual	FY 2024-25 Budget	FY 2024-25 Projection	FY 2025-26 Proposed	\$\$ Inc/-Dec	%
Personnel Services	13,751,727	15,421,705	18,275,547	16,951,894	17,173,545	-1,102,002	-6.0%
Maintenance & Operations	46,200,671	47,283,166	58,645,814	53,347,225	55,069,640	-3,576,174	-6.1%
Allocated Costs	10,653,131	12,789,886	12,546,131	12,546,131	13,205,456	659,325	5.3%
Capital Outlay/Improvements	1,173,890	1,403,457	5,762,552	1,322,947	6,266,086	503,534	8.7%
Capital and Non-Capital Projects	38,364,107	30,226,873	68,529,408	38,081,921	17,563,211	-50,966,197	-74.4%
	<b>\$110,143,526</b>	<b>\$107,125,087</b>	<b>\$163,759,452</b>	<b>\$122,250,118</b>	<b>\$109,277,938</b>	<b>-54,481,514</b>	<b>-33.3%</b>

## Department Programs

### Program 1006500: R.O.W. PERMITS & INSPECTIONS

Expenditure Summary	FY 2022-23 Actual	FY 2023-24 Actual	FY 2024-25 Budget	FY 2024-25 Projection	FY 2025-26 Proposed	\$\$ Inc/-Dec	%
Personnel Services	985,826	1,036,492	1,171,720	1,086,587	1,032,999	-138,721	-11.8%
Maintenance & Operations	7,024	11,618	13,080	6,487	12,300	-780	-6.0%
Allocated Costs	133,706	164,346	254,664	254,664	258,143	3,479	1.4%
	<b>\$1,126,556</b>	<b>\$1,212,456</b>	<b>\$1,439,464</b>	<b>\$1,347,738</b>	<b>\$1,303,442</b>	<b>-136,022</b>	<b>-9.4%</b>

### Program 1007000: PUBLIC WORKS ADMINISTRATION

Expenditure Summary	FY 2022-23 Actual	FY 2023-24 Actual	FY 2024-25 Budget	FY 2024-25 Projection	FY 2025-26 Proposed	\$\$ Inc/-Dec	%
Personnel Services	183,515	305,556	360,933	304,562	306,855	-54,078	-15.0%
Maintenance & Operations	31,985	61,689	67,650	14,333	34,300	-33,350	-49.3%
Allocated Costs	64,868	86,844	70,434	70,434	98,142	27,708	39.3%
Capital and Non-Capital Project	0	0	175,000	175,000	425,000	250,000	142.4%
	<b>\$280,368</b>	<b>\$454,089</b>	<b>\$674,017</b>	<b>\$564,329</b>	<b>\$864,297</b>	<b>190,280</b>	<b>28.2%</b>



# PUBLIC WORKS - Expenditure Summary

FY 2025-26



## Department Programs

### Program 1007010: DEVELOPMENT ENGINEERING

Expenditure Summary	FY 2022-23 Actual	FY 2023-24 Actual	FY 2024-25 Budget	FY 2024-25 Projection	FY 2025-26 Proposed	\$ Inc/-Dec	%
Personnel Services	1,090,945	1,148,022	1,069,316	952,555	992,761	-76,555	-7.2%
Maintenance & Operations	773,333	608,056	949,030	542,523	760,810	-188,220	-19.8%
Allocated Costs	207,119	235,352	253,115	253,115	255,266	2,151	0.8%
Capital and Non-Capital Project	1,043,284	2,222,843	468,295	368,295	225,000	-243,295	-52.0%
	<b>\$3,114,681</b>	<b>\$4,214,273</b>	<b>\$2,739,756</b>	<b>\$2,116,488</b>	<b>\$2,233,837</b>	<b>-505,919</b>	<b>-18.5%</b>

### Program 3207100: TRANSPORTATION ENGINEERING

Expenditure Summary	FY 2022-23 Actual	FY 2023-24 Actual	FY 2024-25 Budget	FY 2024-25 Projection	FY 2025-26 Proposed	\$ Inc/-Dec	%
Personnel Services	564,019	680,158	1,070,899	938,626	1,097,744	26,845	2.5%
Maintenance & Operations	1,138,483	182,892	4,221,400	4,092,444	205,900	-4,015,500	-95.1%
Allocated Costs	78,602	95,271	136,749	136,749	170,254	33,505	24.5%
Capital and Non-Capital Project	9,510,644	5,495,665	27,032,749	20,866,254	2,491,072	-24,541,677	-90.8%
	<b>\$11,291,748</b>	<b>\$6,453,986</b>	<b>\$32,461,797</b>	<b>\$26,034,073</b>	<b>\$3,964,970</b>	<b>-28,496,827</b>	<b>-87.8%</b>

### Program 3207120: TRAFFIC CONTROL

Expenditure Summary	FY 2022-23 Actual	FY 2023-24 Actual	FY 2024-25 Budget	FY 2024-25 Projection	FY 2025-26 Proposed	\$ Inc/-Dec	%
Personnel Services	116,218	126,972	163,362	162,994	144,656	-18,706	-11.5%
Maintenance & Operations	1,561,467	2,141,550	2,657,439	2,455,031	2,707,150	49,711	1.9%
Allocated Costs	86,778	82,278	99,542	99,542	96,387	-3,155	-3.2%
Capital Outlay/Improvements	45,173	40,810	75,147	88,876	90,000	14,853	19.8%
Capital and Non-Capital Project	306,205	246,665	0	123,975	0	0	0.0%
	<b>\$2,115,841</b>	<b>\$2,638,275</b>	<b>\$2,995,490</b>	<b>\$2,930,418</b>	<b>\$3,038,193</b>	<b>42,703</b>	<b>1.4%</b>



# PUBLIC WORKS - Expenditure Summary

FY 2025-26



## Department Programs

### Program 32071201: TRAFFIC CONTROL SVC CENTER

Expenditure Summary	FY 2022-23 Actual	FY 2023-24 Actual	FY 2024-25 Budget	FY 2024-25 Projection	FY 2025-26 Proposed	\$ Inc/-Dec	%
Personnel Services	216,094	223,032	302,261	282,430	259,768	-42,493	-14.1%
Maintenance & Operations	419,698	339,496	534,850	418,600	514,700	-20,150	-3.8%
Allocated Costs	0	0	0	0	17,761	17,761	0.0%
Capital Outlay/Improvements	5,747	0	0	0	0	0	0.0%
	<b>\$641,539</b>	<b>\$562,528</b>	<b>\$837,111</b>	<b>\$701,030</b>	<b>\$792,229</b>	<b>-44,882</b>	<b>-5.4%</b>

### Program 3207130: RIGHT OF WAY MAINTENANCE

Expenditure Summary	FY 2022-23 Actual	FY 2023-24 Actual	FY 2024-25 Budget	FY 2024-25 Projection	FY 2025-26 Proposed	\$ Inc/-Dec	%
Personnel Services	826,037	777,725	601,379	615,284	614,536	13,157	2.2%
Maintenance & Operations	72,996	58,766	85,050	63,916	80,400	-4,650	-5.5%
Allocated Costs	791,058	1,002,618	870,597	870,597	817,314	-53,283	-6.1%
Capital and Non-Capital Project	0	1,224	0	0	0	0	0.0%
	<b>\$1,690,091</b>	<b>\$1,840,333</b>	<b>\$1,557,026</b>	<b>\$1,549,797</b>	<b>\$1,512,250</b>	<b>-44,776</b>	<b>-2.9%</b>

### Program 3207140: ASPHALT MAINTENANCE

Expenditure Summary	FY 2022-23 Actual	FY 2023-24 Actual	FY 2024-25 Budget	FY 2024-25 Projection	FY 2025-26 Proposed	\$ Inc/-Dec	%
Personnel Services	529,956	609,887	829,839	755,159	697,200	-132,639	-16.0%
Maintenance & Operations	600,877	599,190	660,950	608,376	634,750	-26,200	-4.0%
Allocated Costs	231,882	283,047	291,242	291,242	280,114	-11,128	-3.8%
Capital and Non-Capital Project	1,500,000	1,941,643	1,000,000	0	0	-1,000,000	-100.0%
	<b>\$2,862,715</b>	<b>\$3,433,767</b>	<b>\$2,782,031</b>	<b>\$1,654,777</b>	<b>\$1,612,064</b>	<b>-1,169,967</b>	<b>-42.1%</b>



## PUBLIC WORKS - Expenditure Summary

FY 2025-26



### Department Programs

#### Program 3207150: CONCRETE MAINTENANCE

Expenditure Summary	FY 2022-23 Actual	FY 2023-24 Actual	FY 2024-25 Budget	FY 2024-25 Projection	FY 2025-26 Proposed	\$\$ Inc/-Dec	%
Personnel Services	265,627	355,326	455,407	434,813	401,108	-54,299	-11.9%
Maintenance & Operations	593,481	306,875	596,550	579,313	601,550	5,000	0.8%
Allocated Costs	54,691	68,036	79,368	79,368	80,617	1,249	1.6%
	<b>\$913,799</b>	<b>\$730,237</b>	<b>\$1,131,325</b>	<b>\$1,093,494</b>	<b>\$1,083,275</b>	<b>-48,050</b>	<b>-4.2%</b>

#### Program 3207160: GRAFFITI ABATEMENT

Expenditure Summary	FY 2022-23 Actual	FY 2023-24 Actual	FY 2024-25 Budget	FY 2024-25 Projection	FY 2025-26 Proposed	\$\$ Inc/-Dec	%
Personnel Services	132,760	132,167	121,593	117,298	146,364	24,771	20.4%
Maintenance & Operations	2,661	2,662	3,740	2,300	3,200	-540	-14.4%
Allocated Costs	67,988	86,232	68,940	68,940	71,639	2,699	3.9%
	<b>\$203,409</b>	<b>\$221,061</b>	<b>\$194,273</b>	<b>\$188,538</b>	<b>\$221,203</b>	<b>26,930</b>	<b>13.9%</b>

#### Program 3207170: LOCAL STREET OVERLAY

Expenditure Summary	FY 2022-23 Actual	FY 2023-24 Actual	FY 2024-25 Budget	FY 2024-25 Projection	FY 2025-26 Proposed	\$\$ Inc/-Dec	%
Allocated Costs	158	0	0	0	0	0	0.0%
Capital and Non-Capital Project	786,556	0	0	0	0	0	0.0%
	<b>\$786,714</b>	<b>\$0</b>	<b>\$0</b>	<b>\$0</b>	<b>\$0</b>	<b>0</b>	<b>0.0%</b>



# PUBLIC WORKS - Expenditure Summary

FY 2025-26



## Department Programs

### Program 3217180: TDA ARTICLE 3

Expenditure Summary	FY 2022-23 Actual	FY 2023-24 Actual	FY 2024-25 Budget	FY 2024-25 Projection	FY 2025-26 Proposed	\$\$ Inc/-Dec	%
Capital and Non-Capital Project	330,370	0	0	0	0	0	0.0%
	<b>\$330,370</b>	<b>\$0</b>	<b>\$0</b>	<b>\$0</b>	<b>\$0</b>	<b>0</b>	<b>0.0%</b>

### Program 3227190: MEASURE I CAPITAL

Expenditure Summary	FY 2022-23 Actual	FY 2023-24 Actual	FY 2024-25 Budget	FY 2024-25 Projection	FY 2025-26 Proposed	\$\$ Inc/-Dec	%
Capital and Non-Capital Project	1,383,244	1,353,000	1,782,760	1,076,619	1,126,020	-656,740	-36.8%
	<b>\$1,383,244</b>	<b>\$1,353,000</b>	<b>\$1,782,760</b>	<b>\$1,076,619</b>	<b>\$1,126,020</b>	<b>-656,740</b>	<b>-36.8%</b>

### Program 3257020: AIR QUALITY INVESTMENT

Expenditure Summary	FY 2022-23 Actual	FY 2023-24 Actual	FY 2024-25 Budget	FY 2024-25 Projection	FY 2025-26 Proposed	\$\$ Inc/-Dec	%
Maintenance & Operations	5,540	5,820	8,500	7,935	8,500	0	0.0%
Capital and Non-Capital Project	103,634	0	0	0	0	0	0.0%
	<b>\$109,174</b>	<b>\$5,820</b>	<b>\$8,500</b>	<b>\$7,935</b>	<b>\$8,500</b>	<b>0</b>	<b>0.0%</b>

### Program 3277102: ROAD MAINT REHAB ACCT

Expenditure Summary	FY 2022-23 Actual	FY 2023-24 Actual	FY 2024-25 Budget	FY 2024-25 Projection	FY 2025-26 Proposed	\$\$ Inc/-Dec	%
Capital and Non-Capital Project	1,771,444	2,323,603	2,680,000	2,209,389	3,428,733	748,733	27.9%
	<b>\$1,771,444</b>	<b>\$2,323,603</b>	<b>\$2,680,000</b>	<b>\$2,209,389</b>	<b>\$3,428,733</b>	<b>748,733</b>	<b>27.9%</b>





# PUBLIC WORKS - Expenditure Summary

FY 2025-26



## Department Programs

### Program 3287103: MEASURE I ARTERIAL SUBPROGRAM

Expenditure Summary	FY 2022-23 Actual	FY 2023-24 Actual	FY 2024-25 Budget	FY 2024-25 Projection	FY 2025-26 Proposed	\$ Inc/-Dec	%
Capital and Non-Capital Project	408,290	99,876	14,800,000	435,478	0-14,800,000		-100.0%
	<b>\$408,290</b>	<b>\$99,876</b>	<b>\$14,800,000</b>	<b>\$435,478</b>	<b>\$0-14,800,000</b>		<b>-100.0%</b>

### Program 3607200: STREET LIGHTING

Expenditure Summary	FY 2022-23 Actual	FY 2023-24 Actual	FY 2024-25 Budget	FY 2024-25 Projection	FY 2025-26 Proposed	\$ Inc/-Dec	%
Personnel Services	76,335	84,138	126,423	114,924	56,156	-70,267	-55.6%
Maintenance & Operations	992,166	1,034,402	1,088,700	1,034,423	1,087,500	-1,200	-0.1%
Allocated Costs	34,554	37,349	44,532	44,532	32,682	-11,850	-26.6%
	<b>\$1,103,055</b>	<b>\$1,155,889</b>	<b>\$1,259,655</b>	<b>\$1,193,879</b>	<b>\$1,176,338</b>	<b>-83,317</b>	<b>-6.6%</b>

### Program 3607210: CIVIC CENTER

Expenditure Summary	FY 2022-23 Actual	FY 2023-24 Actual	FY 2024-25 Budget	FY 2024-25 Projection	FY 2025-26 Proposed	\$ Inc/-Dec	%
Maintenance & Operations	102,772	101,761	259,429	233,458	266,429	7,000	2.7%
Allocated Costs	3,777	2,705	3,411	3,411	5,963	2,552	74.8%
	<b>\$106,549</b>	<b>\$104,466</b>	<b>\$262,840</b>	<b>\$236,869</b>	<b>\$272,392</b>	<b>9,552</b>	<b>3.6%</b>





# PUBLIC WORKS - Expenditure Summary

FY 2025-26



## Department Programs

### Program 3607220: PUBLIC PARKS AND BLDG SITES

Expenditure Summary	FY 2022-23 Actual	FY 2023-24 Actual	FY 2024-25 Budget	FY 2024-25 Projection	FY 2025-26 Proposed	\$ Inc/-Dec	%
Personnel Services	1,053,552	1,327,664	1,509,684	1,416,474	1,556,274	46,590	3.1%
Maintenance & Operations	2,545,860	2,489,194	2,846,327	2,557,259	2,585,100	-261,227	-9.2%
Allocated Costs	584,439	777,700	783,315	783,315	806,685	23,370	3.0%
Capital and Non-Capital Project	0	701	0	0	0	0	0.0%
	<b>\$4,183,851</b>	<b>\$4,595,259</b>	<b>\$5,139,326</b>	<b>\$4,757,048</b>	<b>\$4,948,059</b>	<b>-191,267</b>	<b>-3.7%</b>

### Program 3607230: MEDIANS AND PARKWAYS

Expenditure Summary	FY 2022-23 Actual	FY 2023-24 Actual	FY 2024-25 Budget	FY 2024-25 Projection	FY 2025-26 Proposed	\$ Inc/-Dec	%
Personnel Services	46,620	61,521	140,999	141,046	23,219	-117,780	-83.5%
Maintenance & Operations	428,395	431,142	436,000	393,424	473,700	37,700	8.6%
Allocated Costs	19,331	22,508	28,993	28,993	14,095	-14,898	-51.4%
	<b>\$494,346</b>	<b>\$515,171</b>	<b>\$605,992</b>	<b>\$563,463</b>	<b>\$511,014</b>	<b>-94,978</b>	<b>-15.7%</b>

### Program 3607240: STREET TREES

Expenditure Summary	FY 2022-23 Actual	FY 2023-24 Actual	FY 2024-25 Budget	FY 2024-25 Projection	FY 2025-26 Proposed	\$ Inc/-Dec	%
Personnel Services	539,176	401,708	483,389	468,946	443,198	-40,191	-8.3%
Maintenance & Operations	427,291	424,549	633,780	502,593	567,550	-66,230	-10.4%
Allocated Costs	83,980	85,252	78,619	78,619	77,947	-672	-0.9%
Capital and Non-Capital Project	0	247	0	1,373	0	0	0.0%
	<b>\$1,050,447</b>	<b>\$911,756</b>	<b>\$1,195,788</b>	<b>\$1,051,531</b>	<b>\$1,088,695</b>	<b>-107,093</b>	<b>-9.0%</b>



## PUBLIC WORKS - Expenditure Summary

FY 2025-26



### Department Programs

#### Program 3607250: SPECIAL SERVICES

Expenditure Summary	FY 2022-23 Actual	FY 2023-24 Actual	FY 2024-25 Budget	FY 2024-25 Projection	FY 2025-26 Proposed	\$ Inc/-Dec	%
Allocated Costs	3,314	0	0	0	0	0	0.0%
	<b>\$3,314</b>	<b>\$0</b>	<b>\$0</b>	<b>\$0</b>	<b>\$0</b>	<b>0</b>	<b>0.0%</b>

#### Program 3607260: MAINTENANCE DISTRICTS

Expenditure Summary	FY 2022-23 Actual	FY 2023-24 Actual	FY 2024-25 Budget	FY 2024-25 Projection	FY 2025-26 Proposed	\$ Inc/-Dec	%
Maintenance & Operations	23,250	11,478	610,553	430,425	837,053	226,500	37.1%
Capital and Non-Capital Project	458,027	459,566	0	0	0	0	0.0%
	<b>\$481,277</b>	<b>\$471,044</b>	<b>\$610,553</b>	<b>\$430,425</b>	<b>\$837,053</b>	<b>226,500</b>	<b>37.1%</b>

#### Program 36172601: ASSESS MAINT DISTRICT 75-1

Expenditure Summary	FY 2022-23 Actual	FY 2023-24 Actual	FY 2024-25 Budget	FY 2024-25 Projection	FY 2025-26 Proposed	\$ Inc/-Dec	%
Personnel Services	92	109	141	141	125	-16	-11.3%
Maintenance & Operations	1,428	1,776	4,335	3,403	4,285	-50	-1.2%
Allocated Costs	130	116	132	132	114	-18	-13.6%
Capital and Non-Capital Project	1,076	1,178	0	0	0	0	0.0%
	<b>\$2,726</b>	<b>\$3,179</b>	<b>\$4,608</b>	<b>\$3,676</b>	<b>\$4,524</b>	<b>-84</b>	<b>-1.8%</b>



## PUBLIC WORKS - Expenditure Summary

FY 2025-26



### Department Programs

#### Program 36172602: ASSESS MAINT DISTRICT 75-2

Expenditure Summary	FY 2022-23 Actual	FY 2023-24 Actual	FY 2024-25 Budget	FY 2024-25 Projection	FY 2025-26 Proposed	\$ Inc/-Dec	%
Personnel Services	1,188	1,424	1,821	1,821	1,612	-209	-11.5%
Maintenance & Operations	1,915	2,466	6,985	5,488	6,885	-100	-1.4%
Allocated Costs	370	338	413	413	397	-16	-3.9%
Capital and Non-Capital Project	3,314	3,046	0	0	0	0	0.0%
	<b>\$6,787</b>	<b>\$7,274</b>	<b>\$9,219</b>	<b>\$7,722</b>	<b>\$8,894</b>	<b>-325</b>	<b>-3.5%</b>

#### Program 36172603: ASSESS MAINT DISTRICT 76-1

Expenditure Summary	FY 2022-23 Actual	FY 2023-24 Actual	FY 2024-25 Budget	FY 2024-25 Projection	FY 2025-26 Proposed	\$ Inc/-Dec	%
Personnel Services	1,097	1,315	1,682	1,725	1,488	-194	-11.5%
Maintenance & Operations	2,095	3,068	8,285	7,219	8,885	600	7.2%
Allocated Costs	376	350	431	431	423	-8	-1.9%
Capital and Non-Capital Project	3,506	3,460	0	0	0	0	0.0%
	<b>\$7,074</b>	<b>\$8,193</b>	<b>\$10,398</b>	<b>\$9,375</b>	<b>\$10,796</b>	<b>398</b>	<b>3.8%</b>

#### Program 36172604: ASSESS MAINT DISTRICT 76-2

Expenditure Summary	FY 2022-23 Actual	FY 2023-24 Actual	FY 2024-25 Budget	FY 2024-25 Projection	FY 2025-26 Proposed	\$ Inc/-Dec	%
Personnel Services	3,289	3,943	5,044	5,176	4,465	-579	-11.5%
Maintenance & Operations	75	442	6,737	5,559	6,737	0	0.0%
Allocated Costs	705	652	813	813	826	13	1.6%
Capital and Non-Capital Project	5,053	4,780	0	0	0	0	0.0%
	<b>\$9,122</b>	<b>\$9,817</b>	<b>\$12,594</b>	<b>\$11,548</b>	<b>\$12,028</b>	<b>-566</b>	<b>-4.5%</b>



## PUBLIC WORKS - Expenditure Summary

FY 2025-26



### Department Programs

#### Program 36172606: ASSESS MAINT DISTRICT 83-2

Expenditure Summary	FY 2022-23 Actual	FY 2023-24 Actual	FY 2024-25 Budget	FY 2024-25 Projection	FY 2025-26 Proposed	\$ Inc/-Dec	%
Personnel Services	113,205	137,593	203,012	203,335	175,056	-27,956	-13.8%
Maintenance & Operations	130,184	145,069	927,485	952,934	757,485	-170,000	-18.3%
Allocated Costs	35,968	33,015	44,922	44,922	43,195	-1,727	-3.8%
Capital and Non-Capital Project	797,595	780,004	0	0	0	0	0.0%
	<b>\$1,076,952</b>	<b>\$1,095,681</b>	<b>\$1,175,419</b>	<b>\$1,201,191</b>	<b>\$975,736</b>	<b>-199,683</b>	<b>-17.0%</b>

#### Program 36172607: ASSESS MAINT DISTRICT 2002-01

Expenditure Summary	FY 2022-23 Actual	FY 2023-24 Actual	FY 2024-25 Budget	FY 2024-25 Projection	FY 2025-26 Proposed	\$ Inc/-Dec	%
Personnel Services	5,645	7,131	9,375	9,333	8,875	-500	-5.3%
Maintenance & Operations	0	4,153	252,594	194,594	194,594	-58,000	-23.0%
Allocated Costs	6,349	5,538	6,312	6,312	5,695	-617	-9.8%
Capital and Non-Capital Project	206,083	207,877	0	0	0	0	0.0%
	<b>\$218,077</b>	<b>\$224,699</b>	<b>\$268,281</b>	<b>\$210,239</b>	<b>\$209,164</b>	<b>-59,117</b>	<b>-22.0%</b>

#### Program 5207300: WATER SERVICES

Expenditure Summary	FY 2022-23 Actual	FY 2023-24 Actual	FY 2024-25 Budget	FY 2024-25 Projection	FY 2025-26 Proposed	\$ Inc/-Dec	%
Personnel Services	2,678,112	3,208,385	3,709,752	3,367,654	3,781,155	71,403	1.9%
Maintenance & Operations	14,485,313	16,102,369	19,053,809	16,926,931	19,003,746	-50,063	-0.3%
Allocated Costs	3,268,062	3,229,165	3,293,802	3,293,802	3,440,141	146,339	4.4%
Capital Outlay/Improvements	9,910	0	131,250	0	132,550	1,300	1.0%
Capital and Non-Capital Project	5,098,520	3,506,566	4,495,282	4,052,070	4,597,100	101,818	2.3%
	<b>\$25,539,917</b>	<b>\$26,046,485</b>	<b>\$30,683,895</b>	<b>\$27,640,457</b>	<b>\$30,954,692</b>	<b>270,797</b>	<b>0.9%</b>



# PUBLIC WORKS - Expenditure Summary

FY 2025-26



## Department Programs

### Program 5207310: WATER CAPITAL PROGRAM

Expenditure Summary	FY 2022-23 Actual	FY 2023-24 Actual	FY 2024-25 Budget	FY 2024-25 Projection	FY 2025-26 Proposed	\$\$ Inc/-Dec	%
Personnel Services	329,787	409,230	446,923	504,795	578,804	131,881	29.5%
Maintenance & Operations	841,439	239,468	18,350	5,443	23,100	4,750	25.9%
Allocated Costs	263,287	1,199,648	607,607	607,607	862,216	254,609	41.9%
Capital and Non-Capital Project	8,032,810	3,969,532	7,734,743	6,585,420	1,601,796	-6,132,947	-79.3%
	<b>\$9,467,323</b>	<b>\$5,817,878</b>	<b>\$8,807,623</b>	<b>\$7,703,265</b>	<b>\$3,065,916</b>	<b>-5,741,707</b>	<b>-65.2%</b>

### Program 5307320: SEWER-SANITARY

Expenditure Summary	FY 2022-23 Actual	FY 2023-24 Actual	FY 2024-25 Budget	FY 2024-25 Projection	FY 2025-26 Proposed	\$\$ Inc/-Dec	%
Personnel Services	466,075	550,388	751,189	670,668	601,894	-149,295	-19.9%
Maintenance & Operations	9,177,264	10,064,534	10,687,950	10,604,119	11,732,345	1,044,395	9.8%
Allocated Costs	1,332,203	1,487,914	1,508,634	1,508,634	1,569,321	60,687	4.0%
Capital and Non-Capital Project	24,567	8,434	0	0	0	0	0.0%
	<b>\$11,000,109</b>	<b>\$12,111,270</b>	<b>\$12,947,773</b>	<b>\$12,783,421</b>	<b>\$13,903,560</b>	<b>955,787</b>	<b>7.4%</b>

### Program 5307330: SEWER-ENVIRONMENTAL ENG

Expenditure Summary	FY 2022-23 Actual	FY 2023-24 Actual	FY 2024-25 Budget	FY 2024-25 Projection	FY 2025-26 Proposed	\$\$ Inc/-Dec	%
Personnel Services	274,223	299,965	369,048	350,421	405,274	36,226	9.8%
Maintenance & Operations	21,691	13,565	29,700	11,691	16,900	-12,800	-43.1%
Allocated Costs	194,588	264,458	247,159	247,159	290,679	43,520	17.6%
	<b>\$490,502</b>	<b>\$577,988</b>	<b>\$645,907</b>	<b>\$609,271</b>	<b>\$712,853</b>	<b>66,946</b>	<b>10.4%</b>



## PUBLIC WORKS - Expenditure Summary

FY 2025-26



### Department Programs

#### Program 5307340: SEWER-CAPITAL PROGRAM

Expenditure Summary	FY 2022-23 Actual	FY 2023-24 Actual	FY 2024-25 Budget	FY 2024-25 Projection	FY 2025-26 Proposed	\$ Inc/-Dec	%
Personnel Services	465,457	482,957	729,770	688,556	631,845	-97,925	-13.4%
Maintenance & Operations	6,678	7,909	13,750	4,853	15,050	1,300	9.5%
Allocated Costs	347,395	187,445	669,122	669,122	660,786	-8,336	-1.2%
Capital and Non-Capital Project	1,353,077	4,964,829	3,763,375	309,324	2,000,000	-1,763,375	-46.9%
	<b>\$2,172,607</b>	<b>\$5,643,140</b>	<b>\$5,176,017</b>	<b>\$1,671,855</b>	<b>\$3,307,681</b>	<b>-1,868,336</b>	<b>-36.1%</b>

#### Program 5317345: SEWER SANITARY PRESERVE

Expenditure Summary	FY 2022-23 Actual	FY 2023-24 Actual	FY 2024-25 Budget	FY 2024-25 Projection	FY 2025-26 Proposed	\$ Inc/-Dec	%
Maintenance & Operations	68,289	215,948	265,000	236,340	265,000	0	0.0%
	<b>\$68,289</b>	<b>\$215,948</b>	<b>\$265,000</b>	<b>\$236,340</b>	<b>\$265,000</b>	<b>0</b>	<b>0.0%</b>

#### Program 5407350: STORM DRAIN SERVICES

Expenditure Summary	FY 2022-23 Actual	FY 2023-24 Actual	FY 2024-25 Budget	FY 2024-25 Projection	FY 2025-26 Proposed	\$ Inc/-Dec	%
Personnel Services	488,591	483,571	606,930	545,250	502,029	-104,901	-17.3%
Maintenance & Operations	89,865	100,294	225,386	120,942	227,236	1,850	0.8%
Allocated Costs	626,873	745,106	706,434	706,434	721,889	15,455	2.2%
Capital and Non-Capital Project	0	877	0	0	0	0	0.0%
	<b>\$1,205,329</b>	<b>\$1,329,848</b>	<b>\$1,538,750</b>	<b>\$1,372,626</b>	<b>\$1,451,154</b>	<b>-87,596</b>	<b>-5.7%</b>



## PUBLIC WORKS - Expenditure Summary

FY 2025-26



### Department Programs

#### Program 5407360: STORM DRAIN CAPITAL PROGRAM

Expenditure Summary	FY 2022-23 Actual	FY 2023-24 Actual	FY 2024-25 Budget	FY 2024-25 Projection	FY 2025-26 Proposed	\$ Inc/-Dec	%
Personnel Services	437,835	456,437	699,681	667,460	616,876	-82,805	-11.8%
Maintenance & Operations	3,200,399	1,682,313	5,950	992	7,000	1,050	17.6%
Allocated Costs	207,267	409,629	309,865	309,865	333,067	23,202	7.5%
Capital and Non-Capital Project	3,295,607	1,098,222	900,000	397,121	0	-900,000	-100.0%
	<b>\$7,141,108</b>	<b>\$3,646,601</b>	<b>\$1,915,496</b>	<b>\$1,375,438</b>	<b>\$956,943</b>	<b>-958,553</b>	<b>-50.0%</b>

#### Program 5407370: STORM DRAIN NPDES

Expenditure Summary	FY 2022-23 Actual	FY 2023-24 Actual	FY 2024-25 Budget	FY 2024-25 Projection	FY 2025-26 Proposed	\$ Inc/-Dec	%
Personnel Services	364,471	376,539	432,111	403,642	452,400	20,289	4.7%
Maintenance & Operations	155,059	226,117	365,050	261,306	323,000	-42,050	-11.5%
Allocated Costs	94,051	178,147	140,631	140,631	247,679	107,048	76.1%
Capital and Non-Capital Project	0	0	130,000	50	850,000	720,000	553.8%
	<b>\$613,581</b>	<b>\$780,803</b>	<b>\$1,067,792</b>	<b>\$805,629</b>	<b>\$1,873,079</b>	<b>805,287</b>	<b>75.4%</b>

#### Program 5507380: WASTE MANAGEMENT SERVICES

Expenditure Summary	FY 2022-23 Actual	FY 2023-24 Actual	FY 2024-25 Budget	FY 2024-25 Projection	FY 2025-26 Proposed	\$ Inc/-Dec	%
Personnel Services	430,025	425,383	401,606	339,733	325,194	-76,412	-19.0%
Maintenance & Operations	6,143,775	7,551,170	8,667,005	7,870,318	8,661,995	-5,010	-0.1%
Allocated Costs	1,335,026	1,402,892	1,300,691	1,300,691	1,300,201	-490	0.0%
Capital and Non-Capital Project	1,158,955	669,255	1,074,164	370,102	323,100	-751,064	-69.9%
	<b>\$9,067,781</b>	<b>\$10,048,700</b>	<b>\$11,443,466</b>	<b>\$9,880,844</b>	<b>\$10,610,490</b>	<b>-832,976</b>	<b>-7.3%</b>





## PUBLIC WORKS - Expenditure Summary

FY 2025-26



### Department Programs

#### Program 6607400: EQUIPMENT MANAGEMENT

Expenditure Summary	FY 2022-23 Actual	FY 2023-24 Actual	FY 2024-25 Budget	FY 2024-25 Projection	FY 2025-26 Proposed	\$ Inc/-Dec	%
Personnel Services	1,065,955	1,306,967	1,500,258	1,400,486	1,313,615	-186,643	-12.4%
Maintenance & Operations	2,147,923	2,111,365	2,434,415	2,192,253	2,434,505	90	0.0%
Allocated Costs	494,236	615,935	645,642	645,642	645,818	176	0.0%
Capital Outlay/Improvements	1,113,060	1,362,647	5,556,155	1,234,071	6,043,536	487,381	8.8%
Capital and Non-Capital Project	441,180	366,195	1,373,440	7,484	160,440	-1,213,000	-88.3%
	<b>\$5,262,354</b>	<b>\$5,763,109</b>	<b>\$11,509,910</b>	<b>\$5,479,936</b>	<b>\$10,597,914</b>	<b>-911,996</b>	<b>-7.9%</b>

#### Program 66074001: EQUIPMENT MANAGEMENT ISF

Expenditure Summary	FY 2022-23 Actual	FY 2023-24 Actual	FY 2024-25 Budget	FY 2024-25 Projection	FY 2025-26 Proposed	\$ Inc/-Dec	%
Capital and Non-Capital Project	341,066	497,585	1,119,600	1,103,967	334,950	-784,650	-70.1%
	<b>\$341,066</b>	<b>\$497,585</b>	<b>\$1,119,600</b>	<b>\$1,103,967</b>	<b>\$334,950</b>	<b>-784,650</b>	<b>-70.1%</b>





**PUBLIC WORKS**  
**R.O.W. PERMITS & INSPECTIONS**  
**Program: 1006500**



Obj/Prj No.	Description	FY 2022-23 Actual	FY 2023-24 Actual	FY 2024-25 Budget	FY 2024-25 Projected	FY 2025-26 Proposed
<b>Personnel Services</b>						
41000	Full-Time Salaries	542,798	585,798	669,848	585,559	660,827
41020	Over-Time Salaries	75,771	56,518	74,844	74,000	74,800
41070	Employee Svcs Allocated	367,257	394,176	427,028	427,028	297,372
	<b>Subtotal</b>	<b>985,826</b>	<b>1,036,492</b>	<b>1,171,720</b>	<b>1,086,587</b>	<b>1,032,999</b>
<b>Maintenance &amp; Operations</b>						
43000	Office Supplies	679	305	960	720	960
43030	Postage	0	0	50	0	0
43040	Uniforms	2,424	2,774	3,000	2,607	3,000
43050	Operate Equip/Prgrm Supplies	1,476	3,570	4,680	1,650	4,000
43210	Printing & Binding	260	184	250	71	200
43310	Dues & Publications	0	1,095	500	0	500
43320	Training/Education/Mtgs	2,185	3,690	3,640	1,439	3,640
	<b>Subtotal</b>	<b>7,024</b>	<b>11,618</b>	<b>13,080</b>	<b>6,487</b>	<b>12,300</b>
<b>Allocated Services</b>						
46000	Central Services Allocated	29,775	26,779	36,072	36,072	28,588
46010	Insurance Allocated	0	0	87,080	87,080	72,691
46020	Building Allocated	24,223	30,499	18,770	18,770	41,377
46030	Vehicle Allocated	79,708	107,068	112,742	112,742	115,487
	<b>Subtotal</b>	<b>133,706</b>	<b>164,346</b>	<b>254,664</b>	<b>254,664</b>	<b>258,143</b>
	<b>Total</b>	<b>1,126,556</b>	<b>1,212,456</b>	<b>1,439,464</b>	<b>1,347,738</b>	<b>1,303,442</b>

**]Public Works Department**

Program: ROW, Permits &amp; Inspections - 1006500

**Code Explanation**

Code 41000:	Provides for full-time salaries for 5% of a Deputy Director of Public Works/City Engineer, 15% of a City Traffic Engineer, 15% of an Assistant City Engineer, 5% of a Contracts and DIF Administrator, 15% of an Associate Civil Engineer, 15% of (2) Associate Engineers, 15% of an Assistant Engineer, 20% of (2) Engineering Technicians, 55% of a Permit & Inspection Supervisor, 55% of a Public Works Lead Inspector, 55% of (5) Public Works Inspectors, and 65% of a Permit Technician. FY2025-26            Decrease is due to salary allocation adjustments.
Code 41020:	Provides for overtime salaries.
Code 43000:	Provides (\$960) for general office supplies.
Code 43030:	Provides for postage. FY2025-26            Decrease is due to reflecting actual expenditures.
Code 43040:	Provides (\$3,000) for new or the replacement of uniforms.
Code 43050:	Provides (\$4,000) for as needed operating equipment, tools, and safety supplies in the field. FY2025-26            Decrease of \$680 is due to reflecting actual expenditures.
Code 43210:	Provides (\$200) for printing of staff business cards. FY2025-26            Decrease of \$50 is due to reflecting actual expenditures.
Code 43310:	Provides (\$500) for dues, subscriptions, and publications.
Code 43320:	Provides (\$3,640) for training, education, and meetings.
Code 46000:	Provides for Central Services allocation.
Code 46020:	Provides for Building allocation.
Code 46030:	Provides for Vehicle allocation.



**PUBLIC WORKS**  
**PUBLIC WORKS ADMINISTRATION**  
**Program: 1007000**



Obj/Prj No.	Description	FY 2022-23 Actual	FY 2023-24 Actual	FY 2024-25 Budget	FY 2024-25 Projected	FY 2025-26 Proposed
<b>Personnel Services</b>						
41000	Full-Time Salaries	100,738	109,502	220,112	164,041	211,279
41010	Part-Time Salaries	121	78,416	0	0	0
41020	Over-Time Salaries	199	674	500	200	500
41030	Temporary Services	4,269	0	0	0	0
41070	Employee Svcs Allocated	78,188	116,964	140,321	140,321	95,076
	<b>Subtotal</b>	<b>183,515</b>	<b>305,556</b>	<b>360,933</b>	<b>304,562</b>	<b>306,855</b>
<b>Maintenance &amp; Operations</b>						
43000	Office Supplies	1,853	1,718	2,000	1,989	2,000
43030	Postage	555	383	500	300	500
43040	Uniforms	0	0	0	0	150
43050	Operate Equip/Prgrm Supplies	82	0	100	0	200
43210	Printing & Binding	192	217	150	151	150
43310	Dues & Publications	596	740	1,000	800	1,000
43315	Mileage Reimbursement	0	0	50	359	200
43320	Training/Education/Mtgs	1,611	3,291	6,000	5,655	10,000
43440	Telephone/I.S.P. Utilities	42	38	100	0	100
43500	City Atty Services	3,272	6,437	5,000	4,433	0
43580	Maint/Contract Repair Svcs	2,369	0	2,750	0	0
43650	Other Contractual	21,413	48,865	50,000	646	20,000
	<b>Subtotal</b>	<b>31,985</b>	<b>61,689</b>	<b>67,650</b>	<b>14,333</b>	<b>34,300</b>
<b>Allocated Services</b>						
46000	Central Services Allocated	8,727	11,008	12,425	12,425	9,626
46010	Insurance Allocated	20,110	27,607	28,615	28,615	23,241
46020	Building Allocated	36,031	48,229	29,394	29,394	65,275
	<b>Subtotal</b>	<b>64,868</b>	<b>86,844</b>	<b>70,434</b>	<b>70,434</b>	<b>98,142</b>
<b>Capital and Non-Capital Projects</b>						
MS260	Urban Forest Mgmt Plan	0	0	0	0	250,000
N7207	D.I.F. Admin Supp Svcs	0	0	175,000	175,000	175,000
	<b>Subtotal</b>	<b>0</b>	<b>0</b>	<b>175,000</b>	<b>175,000</b>	<b>425,000</b>
	<b>Total</b>	<b>280,368</b>	<b>454,089</b>	<b>674,017</b>	<b>564,329</b>	<b>864,297</b>

## Public Works Department

Program: Administration – 1007000

### Code Explanation

Code 41000:	Provides for full-time salaries for 25% of a Director of Public Works, 15% of a Deputy Director of Public Works/City Engineer, 10% of a Deputy Director of Public Works/Services, 10% of a Contracts and DIF Administrator, 5% of a Public Works Services Manager, 25% of a Senior Management Analyst, 30% of a Management Analyst, 20% of an Administrative Assistant, and 5% of a Customer Service Representative II. FY2025-26            Decrease is due to salary allocation adjustments.
Code 41010:	Provides for part-time salaries.
Code 41020:	Provides for overtime salaries.
Code 41030:	Provides for temporary staffing services.
Code 43040:	Provides (\$150) for uniforms including safety supplies.
Code 41070:	Provides for Employee allocation.
Code 43000:	Provides (\$2,000) for general office supplies.
Code 43030:	Provides (\$500) for postage.
Code 43050:	Provides (\$200) for operating equipment and program supplies including department polos for staff members. FY2025-26            Increase of \$100 is due to department polo expenditures.
Code 43210:	Provides (\$150) for printing expenses.
Code 43310:	Provides (\$1,000) for the cost of annual membership dues in professional associations such as American Public Works Association (APWA) and the Municipal Management Association of Southern California (MMASC), publication subscription renewals, and professional license renewals.
Code 43315:	Provides (\$200) for mileage reimbursement. FY2025-26            Increase of \$150 is due to additional training and meeting attendance from administrative staff.
Code 43320:	Provides (\$10,000) for the Director's attendance at State of the City, Public Safety Recognition Luncheon, Congressional City Conference, Chamber Holiday Luncheon, and Chaffey College Report to the Community Luncheon, Lobbying at State and Federal level, and training classes for administration division staff. FY2025-26            Increase of \$4,000 is due to a Public Works Leadership team training.
Code 43440:	Provides (\$100) for cell phone related accessories for the Director of Public Works, Deputy Director of Public Works/City Engineer, and Deputy Director of Public Works/Services.
Code 43500:	Provides for City Attorney Services. FY2025-26            Decrease is due to the reallocation of City Attorney Services to the Administration Department's Attorney Services program 1002010.
Code 43580:	Provides for maintenance and contract repair services. FY2025-26            Decrease is due to reflecting actual expenditures.

**Public Works Department****Program: Administration – 1007000 (Continued)****Code Explanation**

Code 43650: Provides (\$20,000) for as-needed consulting services non-project related, and other contractual services.  
 FY2025-26 Decrease of \$30,000 is due to holiday lighting now a contractual service under the Civic Center program.

Code 46000: Provides for Central Services allocation.

Code 46010: Provides for Insurance allocation.

Code 46020: Provides for Building allocation.

**Capital and Non-Capital Projects**

MS260: Urban Forest Management Plan  
 FY2025-26 \$250,000 Increased Funding

N7207: Development Impact Fees/DIF Reconciliation/Update  
 FY2025-26 \$175,000 Increased Funding



**This page left intentionally blank.**



**PUBLIC WORKS  
DEVELOPMENT ENGINEERING**  
Program: 1007010



Obj/Prj No.	Description	FY 2022-23 Actual	FY 2023-24 Actual	FY 2024-25 Budget	FY 2024-25 Projected	FY 2025-26 Proposed
<b>Personnel Services</b>						
41000	Full-Time Salaries	619,444	627,468	630,090	517,306	657,470
41010	Part-Time Salaries	22,721	27,624	37,544	33,567	39,429
41070	Employee Svcs Allocated	448,780	492,930	401,682	401,682	295,862
	<b>Subtotal</b>	<b>1,090,945</b>	<b>1,148,022</b>	<b>1,069,316</b>	<b>952,555</b>	<b>992,761</b>
<b>Maintenance &amp; Operations</b>						
43000	Office Supplies	1,016	1,401	1,500	1,000	1,000
43030	Postage	114	217	260	64	260
43040	Uniforms	0	0	0	110	0
43050	Operate Equip/Prgrm Supplies	0	25	420	0	420
43070	Software Licenses/Subscription	960	0	0	2,800	3,000
43200	Advertisement/ Legal Notices	0	0	250	232	250
43210	Printing & Binding	68	276	260	256	260
43310	Dues & Publications	947	2,034	3,120	1,616	2,500
43315	Mileage Reimbursement	0	0	100	0	0
43320	Training/Education/Mtgs	2,189	3,120	3,120	445	3,120
43500	City Atty Services	52,143	32,598	90,000	30,000	0
43570	Plan Checking Services	714,739	555,696	776,300	475,000	700,000
43650	Other Contractual	1,157	12,689	73,700	31,000	50,000
	<b>Subtotal</b>	<b>773,333</b>	<b>608,056</b>	<b>949,030</b>	<b>542,523</b>	<b>760,810</b>
<b>Allocated Services</b>						
46000	Central Services Allocated	61,441	51,586	61,596	61,596	44,637
46010	Insurance Allocated	55,099	65,064	86,793	86,793	76,659
46020	Building Allocated	31,098	40,173	18,708	18,708	43,636
46030	Vehicle Allocated	59,481	78,529	86,018	86,018	90,334
	<b>Subtotal</b>	<b>207,119</b>	<b>235,352</b>	<b>253,115</b>	<b>253,115</b>	<b>255,266</b>
<b>Capital and Non-Capital Projects</b>						
MS205	Storm Drain Master Plan Preserve	16,060	0	0	0	0
MS254	Tm 18903 Ruberized Emulsion Agg	0	0	52,087	52,087	0
N3001	CFD 2003-3 I.A.1 & I.A.2 Lewis	113,216	59,313	160,000	85,000	160,000
N3007	CFD 2005-1 I.A. 2/3/4 College Pk	1,835	0	0	0	0
N3016	CFD 2016-1 K.B. Homes	16,264	9,385	0	25,000	25,000
N3162	CFD 2016-2 Lennar/Univ Pk	24,469	2,040	40,000	5,000	35,000
N3191	CFD 2019-1 Lennar Landings	10,765	0	0	0	0
N6031	Chino Airport R.O.W./Scannell	45,072	0	0	0	0
N7207	D.I.F. Admin Supp Svcs	0	0	201,208	201,208	0
N7603	Edison Ave Improvements	0	2,430	15,000	0	5,000
R6221	Union Pacific East End Ave-Reimb	1,641	2,665	0	0	0
ST203	Pine Ave Improvements/Chino	813,962	2,147,010	0	0	0
	<b>Subtotal</b>	<b>1,043,284</b>	<b>2,222,843</b>	<b>468,295</b>	<b>368,295</b>	<b>225,000</b>
<b>Total</b>		<b>3,114,681</b>	<b>4,214,273</b>	<b>2,739,756</b>	<b>2,116,488</b>	<b>2,233,837</b>

## Public Works Department

### Program: Development Engineering – 1007010

#### Code Explanation

Code 41000:	Provides for full-time salaries for 15% of a Deputy Director of Public Works/City Engineer, 30% of a City Traffic Engineer, 50% of an Assistant City Engineer, 50% of a Contracts and DIF Administrator, 50% of a Senior Engineer, 50% of an Associate Civil Engineer, 50% of (2) Associate Engineers, 10% of an Associate Engineer, 50% of an Assistant Engineer, 50% of (2) Engineering Technicians, 15% of an Engineering Aide, and 15% of a Customer Service Representative II. FY2025-26            Increase is due to salary allocation adjustments.
Code 41010:	Provides for part-time salaries for a Customer Service Representative II. FY2025-26            Increase is due to merit increases.
Code 41020:	Provides for overtime salaries.
Code 41070:	Provides for Employee allocation.
Code 43000:	Provides (\$1,000) for general office supplies. FY2025-26            Decrease of \$500 is due to reflecting actual expenditures.
Code 43030:	Provides (\$260) for postage.
Code 43040:	Provides for uniforms.
Code 43050:	Provides (\$420) operating equipment supplies.
Code 43070:	Provides (\$3,000) for software licenses for staff (ArcGIS). FY2025-26            Increase of \$3,000 is due to ArcGIS implemented into Public Works.
Code 43200:	Provides (\$250) for advertising and legal notices.
Code 43210:	Provides (\$260) for printing of City standards and specifications, recorded maps, payment receipts for development and encroachment permit forms, and business cards for staff members.
Code 43310:	Provides (\$2,500) for dues, subscriptions, and publications. FY2025-26            Decrease of \$620 is due to reflecting actual expenditures.
Code 43315:	Provides for mileage reimbursement. FY2025-26            Decrease of \$100 is due to reflecting actual expenditures.
Code 43320:	Provides (\$3,120) for training, education, and meetings to enhance staff development.
Code 43500:	Provides for City Attorney services. FY2025-26            Decrease is due to the reallocation of City Attorney Services to the Administration Department's Attorney Services program 1002010.
Code 43570:	Provides (\$600,000) for civil plan checking services and (\$100,000) for traffic plan checking and other related services.
Code 43650:	Provides (\$25,000) for as-needed support services associated with the roadway and (\$25,000) for utility improvements.



**Public Works Department****Program: Development Engineering – 1007010 (Continued)****Code Explanation**

Code 46000: Provides for Central Services allocation.

Code 46010: Provides for Insurance allocation.

Code 46020: Provides for Building allocation.

Code 46030: Provides for Vehicle allocation.

**Capital and Non-Capital Projects**

FY2025-26      \$225,000 for contractual services for Community Facility Districts (CFD's): N3001, N3016, N3162, N7603.  
Increase of \$10,000 is due to additional contractual services requested.



**This page left intentionally blank.**



**PUBLIC WORKS**  
**TRANSPORTATION ENGINEERING**  
**Program: 3207100**



Obj/Prj No.	Description	FY 2022-23 Actual	FY 2023-24 Actual	FY 2024-25 Budget	FY 2024-25 Projected	FY 2025-26 Proposed
<b>Personnel Services</b>						
41000	Full-Time Salaries	329,752	370,279	653,984	521,711	757,065
41010	Part-Time Salaries	0	56,685	0	0	0
41070	Employee Svcs Allocated	234,267	253,194	416,915	416,915	340,679
	<b>Subtotal</b>	<b>564,019</b>	<b>680,158</b>	<b>1,070,899</b>	<b>938,626</b>	<b>1,097,744</b>
<b>Maintenance &amp; Operations</b>						
43050	Operate Equip/Prgm Supplies	762	0	1,000	76	500
43070	Software Licenses/Subscription	6,677	12,812	2,500	7,340	12,500
43200	Advertisement/ Legal Notices	0	348	800	348	500
43210	Printing & Binding	44	628	700	63	500
43310	Dues & Publications	2,165	2,550	1,250	1,333	2,600
43315	Mileage Reimbursement	0	110	50	55	100
43320	Training/Education/Mtgs	947	131	1,900	281	1,000
43500	City Atty Services	1,825	5,175	5,000	2,948	0
43560	Eng/Construct Svcs	16,895	9,720	19,760	30,000	30,000
43640	Reimburse Capital Public Impro	1,053,413	122,265	4,000,000	4,000,000	0
43650	Other Contractual	55,755	29,153	188,440	50,000	158,200
	<b>Subtotal</b>	<b>1,138,483</b>	<b>182,892</b>	<b>4,221,400</b>	<b>4,092,444</b>	<b>205,900</b>
<b>Allocated Services</b>						
46000	Central Services Allocated	20,403	19,297	30,356	30,356	32,251
46010	Insurance Allocated	40,294	49,058	85,018	85,018	83,277
46020	Building Allocated	17,905	26,916	21,375	21,375	54,726
	<b>Subtotal</b>	<b>78,602</b>	<b>95,271</b>	<b>136,749</b>	<b>136,749</b>	<b>170,254</b>



**PUBLIC WORKS**  
**TRANSPORTATION ENGINEERING**  
**Program: 3207100**



Obj/Prj No.	Description	FY 2022-23 Actual	FY 2023-24 Actual	FY 2024-25 Budget	FY 2024-25 Projected	FY 2025-26 Proposed
<b>Capital and Non-Capital Projects</b>						
G7203	Pine Ave At Sr71 Caltrans Sop Prjt	17,521	18,399	0	20,946	0
G7241	Kimball Ave Median Improvements	0	628	0	278,812	0
MS202	Sidewalk/Crossing Cedro Imp	153,070	0	0	0	0
PK183	Monte Vista Pk Restrm & Shade	7,925	0	0	0	0
R2501	Merrill Widen/Nterconnect/Euclid	0	0	15,709,101	6,986,659	0
R7200	Central Ave St Rte 60 Improvements	5,594,031	1,650,487	892,843	2,263,107	0
SN221	Alley Sanitation Rehab 21-22	0	0	0	0	771,472
SN231	Alley Rehab 2023	0	0	641,234	0	0
ST061	Pine Avenue Connection	455,911	234,240	985,421	1,293,971	0
ST162	Street Rehabilitation FY 2016	690,207	100,132	0	0	0
ST163	Edison Ave Improvements	0	0	2,500,000	0	0
ST173	Transportation R.O.W. A.D.A. Imp	783	331	0	142,499	0
ST182	FY2018 Bcycl, Ped & Transit Impr	181,195	75,868	0	0	0
ST183	FY2019 St Rehab/T.S.M.-Riverside	168,073	0	0	0	0
ST203	Pine Ave Improvements/Chino	540,644	478,870	45,000	1,305,218	0
ST204	Pine Ave @ St Route 71 Interchange	50	0	0	0	0
ST222	Kimball/Elprado/Central Traff Imp	62,612	0	0	0	0
ST223	Madison Street Gap Closure	171,576	7,910	0	0	0
ST232	Kimball Ave Preserve Improvements	100,152	953,173	0	777,791	0
ST233	Yorba Ave Street Improvments	32,780	1,071,243	0	239,616	0
ST241	Local Street Rehab FY2024	0	167,376	705,400	3,403,520	0
ST242	College Park Roundabout Improvement	0	0	0	0	61,000
ST243	Euclid Avenue Bridge Project	0	600,038	5,000,000	3,202,158	0
ST252	Local Street Rehab FY25 Asphalt	0	0	268,750	50	0
ST253	East End Railroad Improvements	0	0	35,000	0	0
TR151	Edison Ave T.S.M. & Interconnect	163,855	0	0	0	0
TR171	T.S.M.-Grand/Spectrum East & West	1,166,354	125,831	0	0	0
TR212	Traffic Sig. Install M.V. & Walnut	3,905	3,886	0	37,865	900,000
TR240	T.S.M. Eucalyptus & Fern	0	7,253	0	914,042	0
TR251	FY25 Traffic Signal Intercnct Proj	0	0	250,000	0	0
TR261	Pedestrian Imp - Yorba At Walnut	0	0	0	0	193,600
WA224	Water Main Line Repl- B St Alley	0	0	0	0	565,000
<b>Subtotal</b>		<b>9,510,644</b>	<b>5,495,665</b>	<b>27,032,749</b>	<b>20,866,254</b>	<b>2,491,072</b>
<b>Total</b>		<b>11,291,748</b>	<b>6,453,986</b>	<b>32,461,797</b>	<b>26,034,073</b>	<b>3,964,970</b>

## Public Works Department

### Program: Transportation Engineering - 3207100

#### Code Explanation

Code 41000:	Provides for full-time salaries for 15% of a Deputy Director of Public Works/City Engineer, 25% of a City Traffic Engineer, 5% of an Assistant City Engineer, 30% of a CIP Engineering Manager, 40% of a Senior Civil Engineer, 5% of a Senior Civil Engineer, 5% of an Associate Civil Engineer, 65% of an Associate Engineer, 40% of (2) Associate Engineer, 30% of (2) Associate Engineers, 5% of (2) Associate Engineers, 30% of a Construction Project Coordinator, 5% of an Assistant Engineer, 15% of a Contracts & DIF Administrator, 10% of an Information Technology Analyst (GIS), 15% of (2) Engineering Technicians, 35% of an Engineering Aide, 15% of a Permit & Inspection Supervisor, 15% of a Public Works Lead Inspector, 15% of (5) Public Works Inspectors, 15% of a Permit Technician, 10% of a Senior Management Analyst, 15% of a Management Analyst, and 5% of an Administrative Assistant. FY2025-26 Increase is due to salary allocation adjustments and merit increases.
Code 41010:	Provides for part-time salaries.
Code 41070:	Provides for Employee allocation.
Code 43050:	Provides (\$500) for purchase of equipment and as-needed operating supplies for project related expenses. FY2025-26 Decrease of \$500 is due to reflecting actual expenditures.
Code 43070:	Provides (\$12,500) for software purchases (Blue Beam, AutoTurn, AutoCAD, Crossroads, ArcGIS, Adobe etc.) and annual software licenses for Public Works Engineering staff. FY2025-26 Increase of \$10,000 is due to reflecting actual expenditures.
Code 43200:	Provides (\$500) for advertising and legal notices. FY2025-26 Decrease of \$300 is due to reflecting actual expenditures.
Code 43210:	Provides (\$500) for printing of plans, Requests for Proposals, and studies related to traffic engineering projects. FY2025-26 Decrease of \$200 is due to less needed printing as a result of digitized files.
Code 43310:	Provides (\$2,600) for standard plans and specifications updates, subscriptions, publications, association memberships and professional licenses, dues and certification of staff. FY2025-26 Increase of \$1,350 is due to additional P.E. and T.E. license dues for staff.
Code 43315:	Provides (\$50) for mileage reimbursement.
Code 43320:	Provides (\$1,000) for workshops and training for Transportation Engineering staff. FY2025-26 Decrease of \$900 is due to reflecting actual expenditures.
Code 43500:	Provides for City Attorney Services. FY2025-26 Decrease is due to the reallocation of City Attorney Services to the Administration Department's Attorney Services program 1002010.
Code 43560:	Provides (\$30,000) for as-needed professional engineering services to assist staff with design, plan checking, and development services in support of the Central Traffic Signal System (CTSS). The CTSS includes all Chino traffic signals, the communication infrastructure that interconnects the CTSS to the central system at City Hall, camera assets, traffic sensor technology, and related systems. The CTSS communication and cameras systems are integrated into the Police Department's Real Time Crime Center (RTCC) at PD Headquarters, the City Yard, Chino-owned utility facilities, and city parks and facilities. Professional services are occasionally needed to provide support to the expansion, integration, and maintenance of the CTSS.
Code 43640:	Provides for the Reimbursement of Capital Public Improvements.

## Public Works Department

### Program: Transportation Engineering – 3207100 (Continued)

#### Code Explanation

Code 43650: Provides (\$50,000) for as-needed traffic support to conduct studies, collect and analyze traffic data, integrate, and maintain traffic signal systems, program traffic devices and software, and repair specialized traffic signal components like communication infrastructure and central management systems. Also provides (\$108,200) for the fill dirt and release agreement and fees with the Orange County Flood Control District.  
 FY2025-26 Increase of \$108,200 is due to payment to the Orange County Flood Control for the fill dirt and release agreement for the Pine Avenue project not being processed until Fiscal Year 2025-26.

Code 46000: Provides for Central Services allocation.

Code 46010: Provides for Insurance allocation.

Code 46020: Provides for Building allocation.

Code 48000: Provides for the purchase of City-Real Estate.

#### **Capital and Non-Capital Projects**

SN221: Alley/Sanitation Rehabilitation FY21-22 Project  
 FY2025-26 \$771,472 Increased Funding

SN231: Alley/Sanitation Rehabilitation FY22-23 Project  
 FY2025-26 \$100,000 Decreased Funding

ST222: Kimball/El Prado/Central Traffic Improvements Project  
 FY2025-26 \$100,000 Decreased Funding

ST242: College Park Roundabout Improvement Project  
 FY2025-26 \$61,000 Increased Funding

ST252: Cypress Avenue Rehabilitation  
 FY2025-26 \$268,750 Decreased Funding

TR212: Traffic Signal Installation at Monte Vista and Walnut Avenue Project  
 FY2025-26 \$900,000 Increased Funding

TR261: Pedestrian Improvements – Yorba at Walnut Avenue  
 FY2025-26 \$193,600 New Funding

WA224: Water Main Replacement – B St. Alley Project  
 FY2025-26 \$565,000 New Funding



**PUBLIC WORKS  
TRAFFIC CONTROL  
Program: 3207120**



Obj/Prj No.	Description	FY 2022-23 Actual	FY 2023-24 Actual	FY 2024-25 Budget	FY 2024-25 Projected	FY 2025-26 Proposed
<b>Personnel Services</b>						
41000	Full-Time Salaries	73,277	76,308	99,763	99,395	99,763
41020	Over-Time Salaries	22	0	0	0	0
41070	Employee Svcs Allocated	42,919	50,664	63,599	63,599	44,893
	<b>Subtotal</b>	<b>116,218</b>	<b>126,972</b>	<b>163,362</b>	<b>162,994</b>	<b>144,656</b>
<b>Maintenance &amp; Operations</b>						
43000	Office Supplies	1,419	647	1,750	1,000	1,500
43030	Postage	1,488	880	3,000	1,000	2,000
43040	Uniforms	0	0	100	70	100
43050	Operate Equip/Prgrm Supplies	466,015	318,873	767,100	550,000	767,100
43070	Software Licenses/Subscription	24,030	23,100	31,239	49,761	52,250
43210	Printing & Binding	0	61	100	0	100
43310	Dues & Publications	421	100	150	200	100
43320	Training/Education/Mtgs	125	2,700	1,000	0	1,000
43430	Utilities Electric	148,443	177,024	170,000	170,000	200,000
43580	Maint/Contract Repair Svcs	919,526	1,618,165	1,683,000	1,683,000	1,683,000
	<b>Subtotal</b>	<b>1,561,467</b>	<b>2,141,550</b>	<b>2,657,439</b>	<b>2,455,031</b>	<b>2,707,150</b>
<b>Allocated Services</b>						
46000	Central Services Allocated	67,269	57,743	77,791	77,791	66,530
46010	Insurance Allocated	10,114	12,745	12,969	12,969	10,974
46020	Building Allocated	9,395	11,790	8,782	8,782	18,883
	<b>Subtotal</b>	<b>86,778</b>	<b>82,278</b>	<b>99,542</b>	<b>99,542</b>	<b>96,387</b>
<b>Capital Outlay/Improvements</b>						
48090	Other Equipment	45,173	40,810	75,147	88,876	90,000
	<b>Subtotal</b>	<b>45,173</b>	<b>40,810</b>	<b>75,147</b>	<b>88,876</b>	<b>90,000</b>
<b>Capital and Non-Capital Projects</b>						
MS191	Traffic Signal Cabinet Project	306,205	246,665	0	123,975	0
	<b>Subtotal</b>	<b>306,205</b>	<b>246,665</b>	<b>0</b>	<b>123,975</b>	<b>0</b>
	<b>Total</b>	<b>2,115,841</b>	<b>2,638,275</b>	<b>2,995,490</b>	<b>2,930,418</b>	<b>3,038,193</b>

## Public Works Department

### Program: Traffic Control – Engineering - 3207120

#### Code Explanation

Code 41000:	Provides for full-time salaries for 10% of a City Traffic Engineer, 20% of an Associate Engineer, and 40% of an Associate Engineer.
Code 41020:	Provides for overtime salaries.
Code 41070:	Provides for Employee allocation.
Code 43000:	Provides (\$1,500) for general office supplies. FY2025-26            Decrease of \$250 is due to reflecting actual expenditures.
Code 43030:	Provides (\$2,000) for postage and return merchandise authorizations. FY2025-26            Decrease of \$1,000 is due to reflecting actual expenditures.
Code 43040:	Provides (\$100) for safety vests, gloves, hats, rain gear, jackets, and other related safety apparel for staff.
Code 43050:	Provides (\$767,100) for Traffic Signal LED pedestrian and vehicle indication lights, Traffic Signal battery backup units/systems, Traffic Signal batteries, Traffic Signal pedestrian push buttons, Traffic Signal safety lights, Traffic Signal audible pedestrian push button systems, Traffic Signal communication equipment, Traffic Signal closed-circuit televisions, Traffic Signal replacement equipment, Traffic Signal Interconnect, and Traffic Management Center equipment.
Code 43070:	Provides (\$52,250) for software / program purchase, subscription, licenses, and annual maintenance for equipment for the Traffic Management Center (TMC) / Central Traffic Signal System (CTSS). FY2025-26            Increase of \$21,011 is due to an anticipated increase in annual software license and maintenance fees for the Central System Traffic Signal.
Code 43210:	Provides (\$100) for printing and binding of contract specifications and communication.
Code 43310:	Provides (\$100) for publications, code updates and association dues, subscriptions, certifications, and memberships. FY2025-26            Decrease of \$50 is due to reflecting actual expenditures.
Code 43320:	Provides (\$1,000) for training, education, and attendance at local professional association meetings.
Code 43430:	Provides (\$200,000) for energy costs for City maintained Traffic Signals including signals for the State of California, Caltrans, and other agencies' fair share (City's share). FY2025-26            Increase of \$30,000 is due to reflecting actual expenditures as a result of increased electricity costs.



## Public Works Department

### Program: Traffic Control – Engineering - 3207120 (Continued)

#### Code Explanation

- Code 43580: Provides (\$1,683,000) for Traffic Signal maintenance and extraordinary signal work, Traffic Signal video detection maintenance, Traffic Signal LED pedestrian and vehicle indication light installations, Traffic Signal battery backup unit/system installations, Traffic Signal battery and pedestrian push button installations, Traffic Signal audible pedestrian push button system installations, speed and crosswalk electronic signs, Traffic Signal sign installation and materials, Traffic Signal cabinet installations, Traffic Signal safety light installation and materials, rewiring Traffic Signals, Traffic Signal service pedestal installations, Traffic Signal equipment maintenance, Traffic Signal Interconnect maintenance, Traffic Signal communication maintenance, Traffic Signal closed-circuit television maintenance, Traffic Control construction support, painting traffic signal pedestrian and vehicle heads, Underground Service Alert (USA) / Dig Alert Utility Markings for locating Traffic Signals, Traffic Signal Interconnect, Traffic Signal Fiber Optics, Flashing Beacons, Lighted Crosswalks, Radar Feedback Sign Conduits, de-energizing and re-energizing power, Traffic Management Center, and other agencies' fair share for Traffic Signal maintenance (City's share).
- Code 46000: Provides for Central Services allocation.
- Code 46010: Provides for Insurance allocation.
- Code 46020: Provides for Building allocation.
- Code 48090: Provides (\$90,000) for the purchase of spare Traffic Signal cabinets, Traffic Signal battery backup units/systems service pedestals, and radar feedback signs. Also provides for as-needed replacements when knocked down from traffic collisions.  
FY2025-26 Increase of \$14,853 is due to an anticipated increase cost of materials and tariff fees.



**This page left intentionally blank.**



**PUBLIC WORKS**  
**TRAFFIC CONTROL SVC CENTER**  
**Program: 32071201**



Obj/Prj No.	Description	FY 2022-23 Actual	FY 2023-24 Actual	FY 2024-25 Budget	FY 2024-25 Projected	FY 2025-26 Proposed
<b>Personnel Services</b>						
41000	Full-Time Salaries	118,228	121,880	168,923	156,742	161,461
41020	Over-Time Salaries	19,477	18,376	25,650	18,000	25,650
41070	Employee Svcs Allocated	78,389	82,776	107,688	107,688	72,657
	<b>Subtotal</b>	<b>216,094</b>	<b>223,032</b>	<b>302,261</b>	<b>282,430</b>	<b>259,768</b>
<b>Maintenance &amp; Operations</b>						
43000	Office Supplies	1,778	1,105	1,500	1,300	1,500
43050	Operate Equip/Prgm Supplies	88,978	95,768	100,000	96,800	110,000
43200	Advertisement/ Legal Notices	0	0	450	0	300
43210	Printing & Binding	256	85	300	0	300
43230	Equipment & Misc Rental	1,000	0	1,500	0	1,500
43310	Dues & Publications	0	0	100	0	100
43320	Training/Education/Mtgs	901	1,209	1,000	500	1,000
43580	Maint/Contract Repair Svcs	326,785	241,329	430,000	320,000	400,000
	<b>Subtotal</b>	<b>419,698</b>	<b>339,496</b>	<b>534,850</b>	<b>418,600</b>	<b>514,700</b>
<b>Allocated Services</b>						
46010	Insurance Allocated	0	0	0	0	17,761
	<b>Subtotal</b>	<b>0</b>	<b>0</b>	<b>0</b>	<b>0</b>	<b>17,761</b>
<b>Capital Outlay/Improvements</b>						
48090	Other Equipment	5,747	0	0	0	0
	<b>Subtotal</b>	<b>5,747</b>	<b>0</b>	<b>0</b>	<b>0</b>	<b>0</b>
	<b>Total</b>	<b>641,539</b>	<b>562,528</b>	<b>837,111</b>	<b>701,030</b>	<b>792,229</b>

## Public Works Department

### Program: Traffic Control-Service Center – 32071201

#### Code Explanation

Code 41000:	Provides for full-time salaries for 5% of an Assistant Public Works Services Manager, 70% of a Streets Maintenance Lead Worker, 70% of (2) Streets Maintenance Workers, and 5% of (2) Customer Representatives II. FY2025-26            Decrease is due to salary allocation adjustments.
Code 41020:	Provides for overtime salaries for field crews for City sponsored events and emergency road closures. FY2025-26            Decrease is due to reflecting actual expenditures.
Code 41070:	Provides for Employee allocation.
Code 43000:	Provides (\$1,500) for general office supplies.
Code 43050:	Provides (\$110,000) for maintenance of signs and posts, tools, oxygen and acetylene, and traffic control equipment (barricades, cones, signs, A-frames, beacons, etc.). FY2025-26            Increase of \$10,000 is due to anticipated increase cost of materials and supplies.
Code 43200:	Provides (\$300) for publishing notices for formal contract bids. FY2025-26            Decrease of \$150 is due to reflecting actual expenditures.
Code 43210:	Provides (\$300) for printing and binding of contract specifications.
Code 43230:	Provides (\$1,500) for as-needed rental equipment for emergencies.
Code 43310:	Provides (\$100) for publications, code updates, and association dues.
Code 43320:	Provides (\$1,000) for training (flagging, W.A.T.C.H., and other traffic control-related training), education, and attendance at local professional association meetings.
Code 43580:	Provides (\$380,000) for street striping and pavement marking services, stenciling, and red curb contractual services; and (\$20,000) for special events and as-needed maintenance and repair services. FY2025-26            Decrease of \$50,0000 is due to implemented street striping efforts using thermal paint, resulting in a longer life.



**PUBLIC WORKS**  
**RIGHT OF WAY MAINTENANCE**  
**Program: 3207130**



Obj/Prj No.	Description	FY 2022-23 Actual	FY 2023-24 Actual	FY 2024-25 Budget	FY 2024-25 Projected	FY 2025-26 Proposed
<b>Personnel Services</b>						
41000	Full-Time Salaries	446,460	468,138	312,577	347,333	356,212
41010	Part-Time Salaries	29,595	4,643	43,284	33,683	58,029
41020	Over-Time Salaries	40,427	31,186	46,250	35,000	40,000
41070	Employee Svcs Allocated	309,555	273,758	199,268	199,268	160,295
	<b>Subtotal</b>	<b>826,037</b>	<b>777,725</b>	<b>601,379</b>	<b>615,284</b>	<b>614,536</b>
<b>Maintenance &amp; Operations</b>						
43000	Office Supplies	2,059	1,648	2,000	1,700	2,000
43030	Postage	31	31	50	25	50
43040	Uniforms	12,119	11,928	14,000	13,500	14,000
43050	Operate Equip/Prgm Supplies	50,627	41,964	54,600	41,959	50,000
43200	Advertisement/ Legal Notices	348	0	350	0	350
43230	Equipment & Misc Rental	1,474	65	2,000	92	2,000
43310	Dues & Publications	50	600	300	350	350
43320	Training/Education/Mtgs	1,445	1,500	1,500	1,500	1,500
43440	Telephone/I.S.P. Utilities	0	0	250	110	150
43580	Maint/Contract Repair Svcs	3,447	1,030	10,000	4,680	10,000
43650	Other Contractual	1,396	0	0	0	0
	<b>Subtotal</b>	<b>72,996</b>	<b>58,766</b>	<b>85,050</b>	<b>63,916</b>	<b>80,400</b>
<b>Allocated Services</b>						
46000	Central Services Allocated	47,130	40,769	41,826	41,826	33,153
46010	Insurance Allocated	94,116	106,773	46,262	46,262	45,566
46020	Building Allocated	27,630	24,999	11,631	11,631	29,944
46030	Vehicle Allocated	622,182	830,077	770,878	770,878	708,651
	<b>Subtotal</b>	<b>791,058</b>	<b>1,002,618</b>	<b>870,597</b>	<b>870,597</b>	<b>817,314</b>
<b>Capital and Non-Capital Projects</b>						
N4007	Tropical Storm Hilary	0	1,224	0	0	0
	<b>Subtotal</b>	<b>0</b>	<b>1,224</b>	<b>0</b>	<b>0</b>	<b>0</b>
<b>Total</b>		<b>1,690,091</b>	<b>1,840,333</b>	<b>1,557,026</b>	<b>1,549,797</b>	<b>1,512,250</b>

## Public Works Department

### Program: Right-of-Way Maintenance - 3207130

#### Code Explanation

Code 41000:	Provides for full-time salaries for 10% of a Deputy Director of Public Works/Services, 10% of a Public Works Services Manager, 20% of an Assistant Public Works Services Manager, 3% of a Senior Management Analyst, 70% of a Streets Maintenance Lead Worker, 30% of a Streets Maintenance Lead Worker, 80% of a Streets Maintenance Worker, 70% of a Streets Maintenance Worker, 50% of a Streets Maintenance Worker, 30% of a Streets Maintenance Worker, 15% of (2) Streets Maintenance Workers, 10% of (2) Streets Maintenance Workers, and 10% of (2) Customer Representatives II. FY2025-26            Increase is due to salary allocation adjustments.
Code 41010:	Provides for part-time salaries for 50% of (2) Streets Maintenance Workers. FY2025-26            Increase is due to salary allocation adjustments and merit increases.
Code 41020:	Provides for overtime for duty standby pay and callouts after hours.
Code 41070:	Provides for Employee allocation.
Code 43000:	Provides (\$2,000) for purchase of office supplies.
Code 43030:	Provides (\$50) for postage.
Code 43040:	Provides (\$14,000) for the rental of uniforms, and uniform cleaning services.
Code 43050:	Provides (\$26,375) for weed abatement supplies, (\$5,250) the purchase of tools and equipment, (\$8,400) construction materials, (\$3,675) for Right-of-Way maintenance, and (\$6,300) spill material absorbents. FY2025-26            Decrease of \$4,600 is due to reflecting actual expenditures.
Code 43200:	Provides (\$350) for advertising and legal noticing.
Code 43230:	Provides (\$2,000) for rental of maintenance equipment, small tractor, tools, etc.
Code 43310:	Provides (\$350) for applicator license fees and updated Standard Specifications for Public Works Construction Green Books. FY2025-26            Increase of \$50 is due to increase in applicator license fees.
Code 43320:	Provides (\$1,500) for annual weed abatement trainings.
Code 43440:	Provides (\$150) for cell phone accessories, chargers, cases, etc. FY2025-26            Decrease of \$100 is due to reflecting actual expenditures.
Code 43580:	Provides (\$10,000) for repairs to City owned fences, and maintenance of right-of-way on an as-needed basis.
Code 43650:	Provides for other contractual services.
Code 46000:	Provides for Central Services allocation.
Code 46010:	Provides for Insurance allocation.
Code 46020:	Provides for Building allocation.
Code 46030:	Provides for Vehicle allocation.



**PUBLIC WORKS**  
**ASPHALT MAINTENANCE**  
**Program: 3207140**



Obj/Prj No.	Description	FY 2022-23 Actual	FY 2023-24 Actual	FY 2024-25 Budget	FY 2024-25 Projected	FY 2025-26 Proposed
<b>Personnel Services</b>						
41000	Full-Time Salaries	275,412	354,466	463,617	396,937	450,054
41010	Part-Time Salaries	37,780	27,788	52,666	52,666	29,622
41020	Over-Time Salaries	17,399	9,295	18,000	10,000	15,000
41070	Employee Svcs Allocated	199,365	218,338	295,556	295,556	202,524
	<b>Subtotal</b>	<b>529,956</b>	<b>609,887</b>	<b>829,839</b>	<b>755,159</b>	<b>697,200</b>
<b>Maintenance &amp; Operations</b>						
43040	Uniforms	91	199	200	0	200
43050	Operate Equip/Prgrm Supplies	83,761	74,782	90,000	80,000	90,000
43200	Advertisement/ Legal Notices	0	0	350	0	350
43210	Printing & Binding	151	22	200	76	200
43230	Equipment & Misc Rental	3,195	2,159	4,000	3,000	3,000
43320	Training/Education/Mtgs	876	1,075	1,000	800	1,000
43500	City Atty Services	127	87	200	0	0
43580	Maint/Contract Repair Svcs	511,280	520,866	565,000	524,500	540,000
43650	Other Contractual	1,396	0	0	0	0
	<b>Subtotal</b>	<b>600,877</b>	<b>599,190</b>	<b>660,950</b>	<b>608,376</b>	<b>634,750</b>
<b>Allocated Services</b>						
46000	Central Services Allocated	37,070	33,502	44,398	44,398	35,350
46010	Insurance Allocated	46,183	54,119	67,117	67,117	52,764
46020	Building Allocated	16,901	21,515	16,874	16,874	34,674
46030	Vehicle Allocated	131,728	173,911	162,853	162,853	157,326
	<b>Subtotal</b>	<b>231,882</b>	<b>283,047</b>	<b>291,242</b>	<b>291,242</b>	<b>280,114</b>
<b>Capital and Non-Capital Projects</b>						
N4007	Tropical Storm Hilary	0	470	0	0	0
NC231	Citywide Slurry FY2023	1,500,000	0	0	0	0
NC241	Citywide Slurry Seal 2024	0	1,941,173	0	0	0
NC251	Citywide Slurry FY2025	0	0	1,000,000	0	0
	<b>Subtotal</b>	<b>1,500,000</b>	<b>1,941,643</b>	<b>1,000,000</b>	<b>0</b>	<b>0</b>
	<b>Total</b>	<b>2,862,715</b>	<b>3,433,767</b>	<b>2,782,031</b>	<b>1,654,777</b>	<b>1,612,064</b>

## Public Works Department

### Program: Asphalt Maintenance - 3207140

#### Code Explanation

Code 41000:	Provides for full-time salaries for 10% of a Deputy Director of Public Works/Services, 15% of a Public Works Services Manager, 30% of an Assistant Public Works Services Manager, 3% of a Senior Management Analyst, 70% of a Streets Maintenance Lead Worker, 30% of (2) Streets Maintenance Lead Workers, 15% of a Streets Maintenance Lead Worker, 75% of a Streets Maintenance Worker, 70% of (2) Streets Maintenance Workers, 30% of (2) Streets Maintenance Workers, 20% of (2) Streets Maintenance Workers, 15% of a Streets Maintenance Worker, 10% of a Streets Maintenance Worker, 20% of a Customer Service Representative II, and 10% of (2) Customer Service Representatives II. FY2025-26            Decrease is due to salary allocation adjustments.
Code 41010:	Provides for part-time salaries for 25% of (2) Streets Maintenance Workers. FY2025-26            Decrease is due to salary allocation adjustments.
Code 41020:	Provides overtime for routine maintenance asphalt repairs or unanticipated emergencies. FY2025-26            Decrease is due to less overtime needed.
Code 41030:	Provides for temporary staffing services.
Code 41070:	Provides for Employee allocation.
Code 43040:	Provides (\$200) for as-needed uniform supplies.
Code 43050:	Provides (\$90,000) for asphalt hot mix and crack sealing material, propane, tack oil, temporary asphalt (QPR and bulk cold mix), and purchase of tools.
Code 43200:	Provides (\$350) for publishing legal notice for formal contract bids.
Code 43210:	Provides (\$200) for the printing and binding of bid specifications.
Code 43230:	Provides (\$3,000) for as-needed rental equipment (tamperers, rollers, etc.) for unanticipated emergencies. FY2025-26            Decrease of \$1,000 is due to reflecting actual expenditures.
Code 43320:	Provides (\$1,000) for specialized training in asphalt maintenance and street repair services.
Code 43500:	Provides for City Attorney services. FY2025-26            Decrease is due to the reallocation of City Attorney Services to the Administration Department's Attorney Services program 1002010.
Code 43580:	Provides (\$540,000) for asphalt maintenance, parking lot sealing, patching, and repairs Citywide. FY2025-26            Decrease of \$25,000 is due to reflecting actual expenditures.
Code 43650:	Provides for other contractual services.
Code 46000:	Provides for Central Services allocation.
Code 46010:	Provides for Insurance allocation.
Code 46020:	Provides for Building allocation.
Code 46030:	Provides for Vehicle allocation.





**PUBLIC WORKS  
CONCRETE MAINTENANCE  
Program: 3207150**




Obj/Prj No.	Description	FY 2022-23 Actual	FY 2023-24 Actual	FY 2024-25 Budget	FY 2024-25 Projected	FY 2025-26 Proposed
<b>Personnel Services</b>						
41000	Full-Time Salaries	144,308	208,794	267,548	252,070	253,617
41010	Part-Time Salaries	21,337	9,434	13,297	8,381	28,863
41020	Over-Time Salaries	2,594	3,748	4,000	3,800	4,500
41070	Employee Svcs Allocated	97,388	133,350	170,562	170,562	114,128
	<b>Subtotal</b>	<b>265,627</b>	<b>355,326</b>	<b>455,407</b>	<b>434,813</b>	<b>401,108</b>
<b>Maintenance &amp; Operations</b>						
43050	Operate Equip/Prgrm Supplies	13,482	15,713	25,000	19,313	20,000
43200	Advertisement/ Legal Notices	0	0	350	0	350
43210	Printing & Binding	0	0	200	0	200
43230	Equipment & Misc Rental	0	0	1,000	0	1,000
43580	Maint/Contract Repair Svcs	579,999	291,162	570,000	560,000	580,000
	<b>Subtotal</b>	<b>593,481</b>	<b>306,875</b>	<b>596,550</b>	<b>579,313</b>	<b>601,550</b>
<b>Allocated Services</b>						
46000	Central Services Allocated	21,922	22,276	27,965	27,965	23,747
46010	Insurance Allocated	19,360	26,376	36,510	36,510	31,073
46020	Building Allocated	8,787	13,282	9,179	9,179	20,419
46030	Vehicle Allocated	4,622	6,102	5,714	5,714	5,378
	<b>Subtotal</b>	<b>54,691</b>	<b>68,036</b>	<b>79,368</b>	<b>79,368</b>	<b>80,617</b>
	<b>Total</b>	<b>913,799</b>	<b>730,237</b>	<b>1,131,325</b>	<b>1,093,494</b>	<b>1,083,275</b>

## Public Works Department

### Program: Concrete Maintenance - 3207150

#### Code Explanation

Code 41000:	Provides for full-time salaries for 5% of a Deputy Director of Public Works/Services, 5% of a Public Works Services Manager, 5% of an Assistant Public Works Services Manager, 3% of a Senior Management Analyst, 70% of a Streets Maintenance Lead Worker, 15% of a Streets Maintenance Lead Worker, 70% of (2) Streets Maintenance Workers, 25% of a Streets Maintenance Worker, 20% of a Streets Maintenance Worker, 15% of a Streets Maintenance Worker, 10% of (2) Streets Maintenance Workers, and 10% of (2) Customer Service Representatives II. FY2025-26            Decrease is due to salary allocation adjustments.
Code 41010:	Provides for part-time salaries for 25% of (2) Streets Maintenance Workers. FY2025-26            Increase is due to salary allocation adjustments.
Code 41020:	Provides for overtime associated with concrete sidewalk, curb, and gutter repairs, and inspections of contractual sidewalk repairs. FY2025-26            Increase is due to additional overtime needed.
Code 41070:	Provides for Employee allocation.
Code 43050:	Provides (\$20,000) for U-cart, ready-mix concrete, tools, saw blades, grinder teeth, and ready-to-use concrete mix. FY2025-26            Increase of \$5,000 is due to an increased need of operating supplies and equipment.
Code 43200:	Provides (\$350) for publishing notices for formal contract bids.
Code 43210:	Provides (\$200) for the printing and binding of concrete specifications and staff business cards.
Code 43230:	Provides (\$1,000) for rental of equipment.
Code 43580:	Provides (\$580,000) for contractual services for Citywide concrete work.
Code 46000:	Provides for Central Services allocation.
Code 46010:	Provides for Insurance allocation.
Code 46020:	Provides for Building allocation.
Code 46030:	Provides for Vehicle allocation.



# PUBLIC WORKS GRAFFITI ABATEMENT Program: 3207160



Obj/Prj No.	Description	FY 2022-23 Actual	FY 2023-24 Actual	FY 2024-25 Budget	FY 2024-25 Projected	FY 2025-26 Proposed
<b>Personnel Services</b>						
41000	Full-Time Salaries	55,660	53,986	73,034	70,627	100,389
41010	Part-Time Salaries	30,865	11,446	0	0	0
41020	Over-Time Salaries	3,278	825	2,000	112	800
41070	Employee Svcs Allocated	42,957	65,910	46,559	46,559	45,175
	<b>Subtotal</b>	<b>132,760</b>	<b>132,167</b>	<b>121,593</b>	<b>117,298</b>	<b>146,364</b>
<b>Maintenance &amp; Operations</b>						
43000	Office Supplies	140	150	300	300	300
43050	Operate Equip/Prgrm Supplies	2,475	2,512	3,240	2,000	2,800
43440	Telephone/I.S.P. Utilities	46	0	200	0	100
	<b>Subtotal</b>	<b>2,661</b>	<b>2,662</b>	<b>3,740</b>	<b>2,300</b>	<b>3,200</b>
<b>Allocated Services</b>						
46000	Central Services Allocated	6,273	6,138	5,536	5,536	4,846
46010	Insurance Allocated	13,793	17,065	9,494	9,494	11,043
46020	Building Allocated	5,747	7,349	2,387	2,387	7,257
46030	Vehicle Allocated	42,175	55,680	51,523	51,523	48,493
	<b>Subtotal</b>	<b>67,988</b>	<b>86,232</b>	<b>68,940</b>	<b>68,940</b>	<b>71,639</b>
	<b>Total</b>	<b>203,409</b>	<b>221,061</b>	<b>194,273</b>	<b>188,538</b>	<b>221,203</b>

**Public Works Department****Program: Graffiti Abatement - 3207160****Code Explanation**

Code 41000:	Provides for full-time salaries for a Grounds Maintenance Worker, and 50% of a Grounds Maintenance Worker. FY2025-26            Decrease is due to salary allocation adjustments.
Code 41010:	Provides for part-time salaries. FY2025-26            Increase is due to salary allocation adjustments.
Code 41020:	Provides for overtime salaries for graffiti clean-ups, specifically during City-sponsored events. FY2025-26            Decrease is due to a decreased need for overtime.
Code 41070:	Provides for Employee allocation.
Code 43000:	Provides (\$300) for purchase of office supplies.
Code 43050:	Provides (\$2,800) for purchase of supplies, equipment, paint, sand, and graffiti removal. FY2025-26            Decrease of \$440 is due to reflecting actual expenditures.
Code 43440:	Provides (\$100) for cell phone accessories. FY2025-26            Decrease of \$100 is due to reflecting actual expenditures.
Code 43580:	Provides for maintenance and repairs.
Code 46000:	Provides for Central Services allocation.
Code 46010:	Provides for Insurance allocation.
Code 46020:	Provides for Building allocation.
Code 46030:	Provides for Vehicle allocation.



**PUBLIC WORKS  
LOCAL STREET OVERLAY  
Program: 3207170**



Obj/Prj No.	Description	FY 2022-23 Actual	FY 2023-24 Actual	FY 2024-25 Budget	FY 2024-25 Projected	FY 2025-26 Proposed
<b>Allocated Services</b>						
46000	Central Services Allocated	4	0	0	0	0
46010	Insurance Allocated	154	0	0	0	0
	<b>Subtotal</b>	<b>158</b>	<b>0</b>	<b>0</b>	<b>0</b>	<b>0</b>
<b>Capital and Non-Capital Projects</b>						
MS181	Local Street Overlay	786,556	0	0	0	0
	<b>Subtotal</b>	<b>786,556</b>	<b>0</b>	<b>0</b>	<b>0</b>	<b>0</b>
	<b>Total</b>	<b>786,714</b>	<b>0</b>	<b>0</b>	<b>0</b>	<b>0</b>

**Public Works Department**

Program: Local Street Overlay – 3207170

**Code Explanation**

Program has no expenditures and has been discontinued.



**PUBLIC WORKS  
TDA ARTICLE 3  
Program: 3217180**



Obj/Prj No.	Description	FY 2022-23 Actual	FY 2023-24 Actual	FY 2024-25 Budget	FY 2024-25 Projected	FY 2025-26 Proposed
<b>Capital and Non-Capital Projects</b>						
G7802	FY17-18 Bcycl, Ped & Transit Impr	271,673	0	0	0	0
G7803	FY17-18 Bcycl, Ped & Transit Impr	58,697	0	0	0	0
<b>Subtotal</b>		<b>330,370</b>	<b>0</b>	<b>0</b>	<b>0</b>	<b>0</b>
<b>Total</b>		<b>330,370</b>	<b>0</b>	<b>0</b>	<b>0</b>	<b>0</b>

**Public Works Department**

Program: TDA Article 3 - 3217180

**Code Explanation**

G7802 – FY17-18 Bicycle, Pedestrian &amp; Transit Improvements

Reimbursement processed in FY2024-25.

G7803 – FY17-18 Bicycle, Pedestrian &amp; Transit Improvements

Reimbursement processed in FY2024-25.





**PUBLIC WORKS**  
**MEASURE I CAPITAL**  
**Program: 3227190**



Obj/Prj No.	Description	FY 2022-23 Actual	FY 2023-24 Actual	FY 2024-25 Budget	FY 2024-25 Projected	FY 2025-26 Proposed
<b>Capital and Non-Capital Projects</b>						
MS181	Local Street Overlay	61,946	0	0	0	0
MS202	Sidewalk/Crossing Cedro Imp	361,120	10,396	0	0	0
MS222	Preserve/College Park Slurry	29,463	0	0	0	0
MS232	Chino Spectrum Traffic Study	0	102,403	0	42,602	0
MS236	Traffic Signal Synchronization	0	0	0	8,840	0
NC231	Citywide Slurry FY2023	500,000	0	0	0	0
SN211	Annual Citywide Alley Imp FY2021	65,854	0	0	0	0
ST061	Pine Avenue Connection	10,820	175,692	0	10,878	0
ST182	FY2018 Bcycl, Ped & Transit Impr	258,269	74,621	0	0	0
ST222	Kimball/Elprado/Central Traff Imp	560	0	200,000	0	0
ST232	Kimball Ave Preserve Improvements	0	0	0	717,809	0
ST241	Local Street Rehab FY2024	0	482,971	212,760	16,939	0
ST251	Local Street Rehab FY2025	0	0	343,750	1,028	60,000
ST252	Local Street Rehab FY25 Asphalt	0	0	281,250	0	0
ST253	East End Railroad Improvements	0	0	300,000	0	0
TR151	Edison Ave T.S.M. & Interconnect	77,116	0	0	0	0
TR152	TS Mod Telephone @ Philadelphia	0	158,018	0	0	0
TR172	T.S.M.-Ramona Ave/Schaefer Ave	6,971	0	0	0	0
TR211	T.S.M.- Riverside Dr-@Mag And Mntn	0	171,465	0	0	0
TR212	Traffic Sig. Install M.V. & Walnut	11,125	32,220	0	6,655	509,000
TR214	T.S.M. Philadelphia/Town Square	0	145,214	0	0	0
TR221	C.C.T.V. Camera Install Phase Iii	0	0	0	96,868	0
TR240	T.S.M. Eucalyptus & Fern	0	0	0	175,000	0
TR250	Cctv Camera Installation Ph 4	0	0	225,000	0	0
TR251	FY25 Traffic Signal Interconnct Proj	0	0	100,000	0	0
TR260	Traffic Signal Interconnect	0	0	0	0	143,500
TR261	Pedestrian Imp - Yorba At Walnut	0	0	0	0	377,520
WA223	Water Main Line Repl Russell Ave	0	0	120,000	0	36,000
<b>Subtotal</b>		<b>1,383,244</b>	<b>1,353,000</b>	<b>1,782,760</b>	<b>1,076,619</b>	<b>1,126,020</b>
<b>Total</b>		<b>1,383,244</b>	<b>1,353,000</b>	<b>1,782,760</b>	<b>1,076,619</b>	<b>1,126,020</b>

## Public Works Department

### Program: Measure I Capital – 3227190

This program provides for Measure I funded projects. In November 2004, voters approved the San Bernardino County Measure I 2010-2040 Ordinance (the one-half of one percent sales tax to fund regional transportation projects); it is required that each local jurisdiction receiving annual program revenues adopt by resolution a Capital Improvement Plan on an annual basis. The Capital Improvement Plan lists specific projects for which Measure I funds may be expended.

#### Capital and Non-Capital Projects

ST222: Kimball/El Prado/Central Traffic Improvements Project  
FY2025-26           \$224,440 Decreased Funding

ST251: Citywide ADA Corner Ramp Improvements Project  
FY2025-26           \$60,000 New Funding

ST252: Cypress Avenue Rehabilitation Project  
FY2025-26           \$281,250 Decreased Funding

ST253: East End Railroad Improvements Project  
FY2025-26           \$300,000 Decreased Funding

R7231: Chino Hills Parkway Pavement Rehabilitation Project  
FY2025-26           \$1,000,000 Decreased Funding

TR212: Traffic Signal Installation - Monte Vista and Walnut Avenue Project  
FY2025-26           \$509,000 New Funding

TR220: Traffic Signal Modification – San Antonio at Walnut and Philadelphia at Monte Vista Project  
FY2025-26           \$46,000 Decreased Funding

TR260: Fiscal Year 2025-26 Traffic Signal Interconnect Project  
FY2025-26           \$143,500 New Funding

TR261: Pedestrian Improvements – Yorba at Walnut Avenue Project  
FY2025-26           \$377,520 New Funding

WA223: Water Main Line Replacement – Russell Avenue Project  
FY2025-26           \$36,000 New Funding



**PUBLIC WORKS  
AIR QUALITY INVESTMENT  
Program: 3257020**



Obj/Prj No.	Description	FY 2022-23 Actual	FY 2023-24 Actual	FY 2024-25 Budget	FY 2024-25 Projected	FY 2025-26 Proposed
<b>Maintenance &amp; Operations</b>						
43650	Other Contractual	5,540	5,820	8,500	7,935	8,500
	<b>Subtotal</b>	<b>5,540</b>	<b>5,820</b>	<b>8,500</b>	<b>7,935</b>	<b>8,500</b>
<b>Capital and Non-Capital Projects</b>						
WA19C	Eastside Water Treatment Phase 3	103,634	0	0	0	0
	<b>Subtotal</b>	<b>103,634</b>	<b>0</b>	<b>0</b>	<b>0</b>	<b>0</b>
	<b>Total</b>	<b>109,174</b>	<b>5,820</b>	<b>8,500</b>	<b>7,935</b>	<b>8,500</b>

## Public Works Department

Program: Air Quality Investment - 3257020

### Code Explanation

Code 43650: Provides (\$8,500) for other contractual services to include the purchase of AQMD credits and AQMD Rule 2202 program filing fees.



**PUBLIC WORKS  
ROAD MAINT REHAB ACCT  
Program: 3277102**



Obj/Prj No.	Description	FY 2022-23 Actual	FY 2023-24 Actual	FY 2024-25 Budget	FY 2024-25 Projected	FY 2025-26 Proposed
<b>Capital and Non-Capital Projects</b>						
MS212	Pavement Mgmt System Software	36,466	0	0	27,420	0
MS221	Citywide Signage Project	375,956	495,257	380,000	510,000	0
R7231	Chino Hills Pkwy Co-Op Pavement Reh	0	0	0	0	653,000
ST162	Street Rehabilitation FY 2016	195,452	0	0	0	0
ST182	FY2018 Bcycl, Ped & Transit Impr	250,396	154,048	0	0	0
ST203	Pine Ave Improvements/Chino	51,902	522	0	0	0
ST221	FY21-22 Cul-De-Sac Project	159,781	0	0	0	0
ST231	Local Street Rehabilitation FY2023	701,491	548,509	0	0	0
ST232	Kimball Ave Preserve Improvements	0	0	1,100,000	699,999	0
ST241	Local Street Rehab FY2024	0	969,121	0	967,874	0
ST251	Local Street Rehab FY2025	0	0	660,000	4,096	0
ST252	Local Street Rehab FY25 Asphalt	0	0	540,000	0	0
ST260	FY26 Slurry Zone1	0	0	0	0	999,600
TR211	T.S.M.- Riverside Dr-@Mag And Mntn	0	156,146	0	0	0
TR212	Traffic Sig. Install M.V. & Walnut	0	0	0	0	1,776,133
<b>Subtotal</b>		<b>1,771,444</b>	<b>2,323,603</b>	<b>2,680,000</b>	<b>2,209,389</b>	<b>3,428,733</b>
<b>Total</b>		<b>1,771,444</b>	<b>2,323,603</b>	<b>2,680,000</b>	<b>2,209,389</b>	<b>3,428,733</b>

**Public Works Department**

Program: Road Maint. Rehab Acct – 3277102

**Capital and Non-Capital Projects**

ST251: Citywide ADA Corner Ramp Improvements Project  
FY2025-26          \$660,000 Decreased Funding

ST252: Cypress Avenue Rehabilitation Project  
FY2025-26          \$187,500 Decreased Funding

R7231: Chino Hills Parkway Pavement Rehabilitation Project  
FY2025-26          \$653,000 New Funding

ST260: Fiscal Year 2025-26 Slurry Zone 1 Project  
FY2025-26          \$657,500 New Funding

TR212: Monte Vista Avenue Improvement Project  
FY2025-26          \$1,776,133 New Funding



**PUBLIC WORKS**  
**MEASURE I ARTERIAL SUBPROGRAM**  
**Program: 3287103**



Obj/Prj No.	Description	FY 2022-23 Actual	FY 2023-24 Actual	FY 2024-25 Budget	FY 2024-25 Projected	FY 2025-26 Proposed
<b>Capital and Non-Capital Projects</b>						
MS231	Euclid Ave Study	13,655	0	0	0	0
ST061	Pine Avenue Connection	19,920	69,001	14,800,000	397,872	0
ST163	Edison Ave Improvements	342,462	0	0	0	0
ST204	Pine Ave @ St Route 71 Interchange	32,253	30,875	0	37,606	0
	<b>Subtotal</b>	<b>408,290</b>	<b>99,876</b>	<b>14,800,000</b>	<b>435,478</b>	<b>0</b>
	<b>Total</b>	<b>408,290</b>	<b>99,876</b>	<b>14,800,000</b>	<b>435,478</b>	<b>0</b>

**Public Works Department****Program: Measure I Arterial Subprogram Capital – 3287103**

This program provides for Measure I Arterial Subprogram funded projects. In November 2004, voters approved the San Bernardino County Measure I 2010-2040 Ordinance (the one-half of one percent sales tax to fund regional transportation projects); it is required that each local jurisdiction receiving annual program revenues adopt by resolution a Capital Improvement Plan on an annual basis. The Capital Improvement Plan lists specific projects for which Measure I funds may be expended.





**PUBLIC WORKS  
STREET LIGHTING  
Program: 3607200**



Obj/Prj No.	Description	FY 2022-23 Actual	FY 2023-24 Actual	FY 2024-25 Budget	FY 2024-25 Projected	FY 2025-26 Proposed
<b>Personnel Services</b>						
41000	Full-Time Salaries	43,687	39,123	76,472	64,856	37,901
41020	Over-Time Salaries	908	1,202	1,200	1,317	1,200
41070	Employee Svcs Allocated	31,740	43,813	48,751	48,751	17,055
	<b>Subtotal</b>	<b>76,335</b>	<b>84,138</b>	<b>126,423</b>	<b>114,924</b>	<b>56,156</b>
<b>Maintenance &amp; Operations</b>						
43050	Operate Equip/Prgm Supplies	0	154	3,500	2,793	2,500
43430	Utilities Electric	619,819	657,754	650,000	622,846	650,000
43500	City Atty Services	22	0	200	0	0
43580	Maint/Contract Repair Svcs	372,325	376,494	430,000	408,784	430,000
43650	Other Contractual	0	0	5,000	0	5,000
	<b>Subtotal</b>	<b>992,166</b>	<b>1,034,402</b>	<b>1,088,700</b>	<b>1,034,423</b>	<b>1,087,500</b>
<b>Allocated Services</b>						
46000	Central Services Allocated	27,552	24,417	32,092	32,092	25,773
46010	Insurance Allocated	5,183	9,061	9,941	9,941	4,169
46020	Building Allocated	1,819	3,871	2,499	2,499	2,740
	<b>Subtotal</b>	<b>34,554</b>	<b>37,349</b>	<b>44,532</b>	<b>44,532</b>	<b>32,682</b>
	<b>Total</b>	<b>1,103,055</b>	<b>1,155,889</b>	<b>1,259,655</b>	<b>1,193,879</b>	<b>1,176,338</b>

## Public Works Department

### Program: Street Lighting - 3607200

#### Code Explanation

Code 41000:	Provides for full-time salaries for 5% of an Assistant Public Works Services Manager, and 25% of (2) Customer Service Representatives II. FY2025-26            Decrease is due to salary allocation adjustments.
Code 41020:	Provides for overtime necessary to inspect Citywide streetlights during night hours of operation.
Code 41070:	Provides for Employee allocation.
Code 43050:	Provides (\$2,500) for miscellaneous tools, equipment, and repair maintenance supplies used on an as-needed basis. FY2025-26            Decrease of \$1,000 is due to reflecting actual expenditures.
Code 43430:	Provides (\$650,000) power for electricity (LS1, LS2, and LS3) for Edison and City-owned streetlights.
Code 43500:	Provides for City Attorney services. FY2025-26            Decrease is due to the reallocation of City Attorney Services to the Administration Department's Attorney Services program 1002010.
Code 43580:	Provides (\$65,000) for routine maintenance of City-owned streetlights; (\$180,000) for LED upgrades; and (\$185,000) for extraordinary maintenance.
Code 43650:	Provides (\$5,000) for contractual services and anticipated solicitation of consulting services to review and update the City's current streetlight atlas.
Code 46000:	Provides for Central Services allocation.
Code 46010:	Provides for Insurance allocation.
Code 46020:	Provides for Building allocation.



**PUBLIC WORKS  
CIVIC CENTER  
Program: 3607210**



Obj/Prj No.	Description	FY 2022-23 Actual	FY 2023-24 Actual	FY 2024-25 Budget	FY 2024-25 Projected	FY 2025-26 Proposed
<b>Maintenance &amp; Operations</b>						
43050	Operate Equip/Prgm Supplies	2,951	3,325	4,500	4,029	4,500
43230	Equipment & Misc Rental	0	0	129,929	129,929	156,929
43580	Maint/Contract Repair Svcs	99,821	98,436	125,000	99,500	105,000
	<b>Subtotal</b>	<b>102,772</b>	<b>101,761</b>	<b>259,429</b>	<b>233,458</b>	<b>266,429</b>
<b>Allocated Services</b>						
46000	Central Services Allocated	3,613	2,540	3,411	3,411	5,963
46010	Insurance Allocated	164	165	0	0	0
	<b>Subtotal</b>	<b>3,777</b>	<b>2,705</b>	<b>3,411</b>	<b>3,411</b>	<b>5,963</b>
	<b>Total</b>	<b>106,549</b>	<b>104,466</b>	<b>262,840</b>	<b>236,869</b>	<b>272,392</b>

## Public Works Department

### Program: Civic Center - 3607210

#### Code Explanation

Code 41000:	Provides for full-time salaries.
Code 41020:	Provides for overtime salaries.
Code 41070:	Provides for Employee allocation.
Code 43050:	Provides (\$2,500) for replacement plants, flowers, and shrubs; (\$800) for irrigation supplies; (\$400) for extraordinary maintenance and vandalism; (\$400) for electrical supplies; and (\$400) for flag replacements.
Code 43230:	Provides (\$156,928.50) for the rental of a City Hall holiday tree, lighting, and decorations. FY2025-26            Increase of \$27,000 is due to additional rental services for tree wrapping lights along Central Avenue and Chino Avenue.
Code 43580:	Provides (\$84,500) for Civic Center landscape maintenance; (\$15,000) for tree maintenance; and (\$5,500) for unanticipated repairs. FY2025-26            Decrease of \$20,000 is due to reflecting actual expenditures.
Code 46000:	Provides for Central Services allocation.
Code 46010:	Provides for Insurance allocation.



**PUBLIC WORKS**  
**PUBLIC PARKS AND BLDG SITES**  
**Program: 3607220**



Obj/Prj No.	Description	FY 2022-23 Actual	FY 2023-24 Actual	FY 2024-25 Budget	FY 2024-25 Projected	FY 2025-26 Proposed
<b>Personnel Services</b>						
41000	Full-Time Salaries	540,553	754,197	726,631	640,203	808,130
41010	Part-Time Salaries	65,620	130,753	285,826	271,360	350,485
41020	Over-Time Salaries	35,243	33,701	34,000	30,000	34,000
41025	Work Comp Pay	0	12,039	0	11,684	0
41030	Temporary Services	0	899	0	0	0
41070	Employee Svcs Allocated	412,136	396,075	463,227	463,227	363,659
	<b>Subtotal</b>	<b>1,053,552</b>	<b>1,327,664</b>	<b>1,509,684</b>	<b>1,416,474</b>	<b>1,556,274</b>
<b>Maintenance &amp; Operations</b>						
43000	Office Supplies	1,307	1,104	1,500	1,500	1,500
43030	Postage	2	4	50	0	50
43040	Uniforms	8,230	10,732	12,000	12,000	13,000
43050	Operate Equip/Prgrm Supplies	329,145	210,646	250,000	195,000	200,000
43200	Advertisement/ Legal Notices	348	696	350	0	350
43210	Printing & Binding	402	0	0	0	0
43230	Equipment & Misc Rental	4,326	3,630	7,000	0	5,000
43310	Dues & Publications	0	259	800	436	500
43320	Training/Education/Mtgs	1,118	1,136	1,500	1,000	1,500
43400	Utilities Water	355,479	367,808	500,000	504,758	510,000
43430	Utilities Electric	1,654	2,166	3,000	2,818	3,000
43440	Telephone/I.S.P. Utilities	130	57	200	99	200
43500	City Atty Services	188	745	2,000	166	0
43580	Maint/Contract Repair Svcs	1,843,531	1,870,261	2,067,927	1,839,482	1,850,000
43650	Other Contractual	0	19,950	0	0	0
	<b>Subtotal</b>	<b>2,545,860</b>	<b>2,489,194</b>	<b>2,846,327</b>	<b>2,557,259</b>	<b>2,585,100</b>
<b>Allocated Services</b>						
46000	Central Services Allocated	107,652	105,006	139,817	139,817	108,381
46010	Insurance Allocated	78,438	125,566	131,619	131,619	120,887
46020	Building Allocated	25,553	50,220	33,091	33,091	79,441
46030	Vehicle Allocated	372,796	496,908	478,788	478,788	497,976
	<b>Subtotal</b>	<b>584,439</b>	<b>777,700</b>	<b>783,315</b>	<b>783,315</b>	<b>806,685</b>
<b>Capital and Non-Capital Projects</b>						
N4007	Tropical Storm Hilary	0	701	0	0	0
	<b>Subtotal</b>	<b>0</b>	<b>701</b>	<b>0</b>	<b>0</b>	<b>0</b>
	<b>Total</b>	<b>4,183,851</b>	<b>4,595,259</b>	<b>5,139,326</b>	<b>4,757,048</b>	<b>4,948,059</b>

## Public Works Department

### Program: Public Parks and Building Sites - 3607220

#### Code Explanation

Code 41000:	Provides for full-time salaries for a Public Works Supervisor, (3) Grounds Maintenance Lead Workers, and (7) Grounds Maintenance Workers. FY2025-26 Increase is due to salary allocation adjustments.
Code 41010:	Provides for part-time salaries for (6) Grounds Maintenance Workers. FY2025-26 Increase is due to merit increases and the addition of one part-time Grounds Maintenance Worker.
Code 41020:	Provides for overtime salaries for City sponsored events.
Code 41030:	Provides for temporary services.
Code 41070:	Provides for Employee allocation.
Code 43000:	Provides (\$1,500) for general office supplies.
Code 43030:	Provides (\$50) for postage.
Code 43040:	Provides (\$13,000) for uniform rentals, uniform cleaning services, purchase of t-shirts, hats, replacement jackets, safety glasses, ear protectors, leather gloves, and other safety items for staff. FY2025-26 Increase of \$1,000 is due to anticipated increases in uniform costs.
Code 43050:	Provides (\$65,900) for tool and equipment replacements, materials for repairs to small engine equipment, replacement plants, shrubs and flowers, irrigation parts and supplies; (\$63,100) for playground and park equipment repairs and replacement items; and (\$71,000) for restroom maintenance and cleaning supplies for park sites. FY2025-26 Decrease of \$50,000 is due to the removal of rubberized playground surface patching in this object code.
Code 43200:	Provides (\$350) for advertising & legal noticing.
Code 43210:	Provides for printing & binding.
Code 43230:	Provides (\$5,000) for the rental of as-needed specialty maintenance equipment. FY2025-26 Decrease of \$2,000 is due to reflecting actual expenditures.
Code 43310:	Provides (\$500) for professional membership dues and publications. FY2025-26 Decrease of \$300 is due to reflecting actual expenditures.
Code 43320:	Provides (\$1,500) for training/education meetings in the areas of irrigation, tree trimming, and turf care for athletic fields.
Code 43400:	Provides (\$510,000) for water used at City parks. FY2025-26 Increase of \$10,000 is due to anticipated water cost increases and reflecting actual expenditures.
Code 43430:	Provides (\$3,000) for power for lights, circuit timers, pumps, and other electrical equipment at City parks, public facilities, and parkways.

## Public Works Department

### Program: Public Parks and Building Sites – 3607220 (Continued)

#### Code Explanation

- Code 43440: Provides (\$200) for cell phone accessories, chargers, cases, etc.
- Code 43500: Provides for City Attorney Services.  
FY2025-26 Decrease is due to the reallocation of City Attorney Services to the Administration Department's Attorney Services program 1002010.
- Code 43580: Provides (\$848,790) for turf mowing, trash pickup, irrigation management, and bleacher/hardscape cleaning, extraordinary services for the Police Department Building facility, landscape maintenance for the Community Building, Seventh Street Theater, Old School House Museum, Senior Center, Public Works Services Center, Teen Center, Town Square, Liberty Park, Sebring, Central Park, Oak Tree Park, Centennial Square, Monte Vista Park, Walnut Park, Villa Park, McLeod Park, Shady Grove Park, Paseo Del Sol, Cypress Trails Park, Chino Rancho Park, extraordinary maintenance for sports park turf mowing at Ayala Park, Heritage Park, Mountain View Park, and aeration and fertilization of soccer fields and turf replacement for Ayala Park; (\$527,056.15) for field resodding and reinstatement of annual field renovations at City parks; (\$233,047.52) for park restroom and pavilion maintenance cleaning services to increase the level of maintenance at all City parks; (\$100,000) for rubberized playground surface patching; (\$52,526.28) for repairs to miscellaneous equipment; (\$49,580) for water irrigation management; (\$35,000) for splash pad maintenance at Monte Vista Park and City facilities fountain maintenance; and (\$4,000) for bee removals.  
FY2025-26 Decrease of \$317,927 is due to ball field maintenance contract services moving to the Community Services Park and Recreation Department, and the removal of as-needed part restroom fixtures.
- Code 43650: Provides for other as-needed contractual services.
- Code 46000: Provides for Central Services allocation.
- Code 46010: Provides for Insurance allocation.
- Code 46020: Provides for Building allocation.
- Code 46030: Provides for Vehicle allocation.



**PUBLIC WORKS  
MEDIANS AND PARKWAYS  
Program: 3607230**



Obj/Prj No.	Description	FY 2022-23 Actual	FY 2023-24 Actual	FY 2024-25 Budget	FY 2024-25 Projected	FY 2025-26 Proposed
<b>Personnel Services</b>						
41000	Full-Time Salaries	27,784	25,695	85,801	86,148	15,806
41020	Over-Time Salaries	284	268	500	200	300
41070	Employee Svcs Allocated	18,552	35,558	54,698	54,698	7,113
	<b>Subtotal</b>	<b>46,620</b>	<b>61,521</b>	<b>140,999</b>	<b>141,046</b>	<b>23,219</b>
<b>Maintenance &amp; Operations</b>						
43050	Operate Equip/Prgm Supplies	6,610	5,048	10,000	3,300	7,700
43400	Utilities Water	187,905	185,280	200,000	185,000	200,000
43430	Utilities Electric	5,145	4,939	6,000	5,124	6,000
43580	Maint/Contract Repair Svcs	228,735	235,875	220,000	200,000	260,000
	<b>Subtotal</b>	<b>428,395</b>	<b>431,142</b>	<b>436,000</b>	<b>393,424</b>	<b>473,700</b>
<b>Allocated Services</b>						
46000	Central Services Allocated	14,140	12,517	15,035	15,035	11,213
46010	Insurance Allocated	3,754	6,849	11,154	11,154	1,739
46020	Building Allocated	1,437	3,142	2,804	2,804	1,143
	<b>Subtotal</b>	<b>19,331</b>	<b>22,508</b>	<b>28,993</b>	<b>28,993</b>	<b>14,095</b>
	<b>Total</b>	<b>494,346</b>	<b>515,171</b>	<b>605,992</b>	<b>563,463</b>	<b>511,014</b>



**Public Works Department****Program: Medians and Parkways - 3607230****Code Explanation**

Code 41000:	Provides for full-time salaries for 20% of a Maintenance Coordinator. FY2025-26            Decrease is due to salary allocation adjustments.
Code 41020:	Provides for overtime for contract services oversight. FY2025-26            Decrease is due to less overtime needed.
Code 41070:	Provides for Employee allocation.
Code 43050:	Provides (\$7,700) for operating equipment and replacement supplies. FY2025-26            Decrease of \$2,300 is due to reflecting actual expenditures.
Code 43400:	Provides (\$200,000) for water expenses related to landscape irrigation.
Code 43430:	Provides (\$6,000) for power for time clocks for lights/controllers on medians and parkways.
Code 43580:	Provides (\$200,000) for contracted maintenance services for landscaping, monuments, and other as-needed services for parkways, medians, and reservoir sites; and (\$60,000) for as-needed tree trimming services. FY2025-26            Increase of \$40,000 due to anticipated contract increases for maintenance services for medians and parkways.
Code 46000:	Provides for Central Services allocation.
Code 46010:	Provides for Insurance allocation.
Code 46020:	Provides for Building allocation.



**This page left intentionally blank.**



**PUBLIC WORKS  
STREET TREES  
Program: 3607240**



Obj/Prj No.	Description	FY 2022-23 Actual	FY 2023-24 Actual	FY 2024-25 Budget	FY 2024-25 Projected	FY 2025-26 Proposed
<b>Personnel Services</b>						
41000	Full-Time Salaries	271,711	171,047	259,740	253,297	296,688
41010	Part-Time Salaries	58,887	34,727	25,392	25,392	0
41020	Over-Time Salaries	15,910	10,157	18,000	10,000	13,000
41070	Employee Svcs Allocated	192,668	185,777	180,257	180,257	133,510
<b>Subtotal</b>		<b>539,176</b>	<b>401,708</b>	<b>483,389</b>	<b>468,946</b>	<b>443,198</b>
<b>Maintenance &amp; Operations</b>						
43000	Office Supplies	249	229	500	250	250
43050	Operate Equip/Prgrm Supplies	6,775	8,801	10,000	7,300	10,000
43230	Equipment & Misc Rental	0	0	500	0	500
43310	Dues & Publications	0	400	300	266	300
43320	Training/Education/Mtgs	1,291	1,133	1,500	1,000	1,500
43500	City Atty Services	0	87	500	0	0
43580	Maint/Contract Repair Svcs	417,580	413,899	620,480	493,777	555,000
43650	Other Contractual	1,396	0	0	0	0
<b>Subtotal</b>		<b>427,291</b>	<b>424,549</b>	<b>633,780</b>	<b>502,593</b>	<b>567,550</b>
<b>Allocated Services</b>						
46000	Central Services Allocated	30,302	26,651	32,233	32,233	23,864
46010	Insurance Allocated	35,587	38,542	37,067	37,067	32,636
46020	Building Allocated	18,091	20,059	9,319	9,319	21,447
<b>Subtotal</b>		<b>83,980</b>	<b>85,252</b>	<b>78,619</b>	<b>78,619</b>	<b>77,947</b>
<b>Capital and Non-Capital Projects</b>						
N4007	Tropical Storm Hilary	0	247	0	0	0
N4008	2025 January Red Flag Wind Event	0	0	0	1,373	0
<b>Subtotal</b>		<b>0</b>	<b>247</b>	<b>0</b>	<b>1,373</b>	<b>0</b>
<b>Total</b>		<b>1,050,447</b>	<b>911,756</b>	<b>1,195,788</b>	<b>1,051,531</b>	<b>1,088,695</b>

## Public Works Department

### Program: Street Trees - 3607240

#### Code Explanation

Code 41000:	Provides for full-time salaries for 100% of a Grounds Maintenance Lead Worker, 100% of (2) Grounds Maintenance Workers, 75% of (2) Grounds Maintenance Workers, 50% of a Grounds Maintenance Worker, 20% of a Grounds Maintenance Worker, 10% of an Administrative Assistant, 20% of a Customer Service Representative II, and 15% of (2) Customer Service Representatives II. FY2025-26            Increase is due to salary allocation adjustments.
Code 41010:	Provides for part-time salaries. FY2025-26            Decrease is due to salary allocation adjustments.
Code 41020:	Provides for overtime salaries for unanticipated emergencies. FY2025-26            Decrease is due to a decreased need for overtime.
Code 41030:	Provides for temporary staffing services.
Code 41070:	Provides for Employee allocation.
Code 43000:	Provides (\$250) for office supplies. FY2025-26            Decrease of \$250 is due to reflecting actual expenditures.
Code 43050:	Provides (\$10,000) for tools & equipment, chain saw replacements, replacement of trees ties, stakes, and cables.
Code 43230:	Provides (\$500) for rental of specialty tree maintenance equipment.
Code 43310:	Provides (\$300) for membership dues in professional associations.
Code 43320:	Provides (\$1,500) for tree care training, certifications, and attendance at meetings.
Code 43500:	Provides for City Attorney Services. FY2025-26            Decrease is due to the reallocation of City Attorney Services to the Administration Department's Attorney Services program 1002010.
Code 43580:	Provides (\$550,000) for Citywide tree trimming, tree removal, tree planting, stump grinding, and Arborist reports; and (\$5,000) for bee removals and as-needed tree-related equipment repairs. FY2025-26            Decrease of \$65,480 is due to new Citywide street trees contract cost being less than anticipated as a result of piggybacking from the City of Norco.
Code 43650:	Provides for other contractual services.
Code 46000:	Provides for Central Services allocation.
Code 46010:	Provides for Insurance allocation.
Code 46020:	Provides for Building allocation.



**PUBLIC WORKS  
SPECIAL SERVICES  
Program: 3607250**



Obj/Prj No.	Description	FY 2022-23 Actual	FY 2023-24 Actual	FY 2024-25 Budget	FY 2024-25 Projected	FY 2025-26 Proposed
<b>Allocated Services</b>						
46000	Central Services Allocated	169	0	0	0	0
46010	Insurance Allocated	334	0	0	0	0
46030	Vehicle Allocated	2,811	0	0	0	0
	<b>Subtotal</b>	<b>3,314</b>	<b>0</b>	<b>0</b>	<b>0</b>	<b>0</b>
	<b>Total</b>	<b>3,314</b>	<b>0</b>	<b>0</b>	<b>0</b>	<b>0</b>

**Public Works Department**

Program: Special Services - 3607250

**Code Explanation**

Code 41000: Provides for full-time salaries.

Code 41020: Provides for overtime salaries.

Code 41070: Provides for Employee allocation.

Code 43050: Provides for materials for operating equipment and materials.

Code 46000: Provides for Central Services allocation.

Code 46010: Provides for Insurance allocation.

Code 46020: Provides for Building allocation.

Code 46030: Provides for Vehicle allocation.



**PUBLIC WORKS  
MAINTENANCE DISTRICTS  
Program: 3607260**



Obj/Prj No.	Description	FY 2022-23 Actual	FY 2023-24 Actual	FY 2024-25 Budget	FY 2024-25 Projected	FY 2025-26 Proposed
<b>Maintenance &amp; Operations</b>						
43050	Operate Equip/Prgm Supplies	965	0	5,500	4,500	5,000
43200	Advertisement/ Legal Notices	0	0	1,000	0	500
43400	Utilities Water	0	0	30,575	0	232,575
43430	Utilities Electric	0	33	97,403	0	123,403
43500	City Atty Services	0	112	500	87	0
43580	Maint/Contract Repair Svcs	12,553	11,333	464,575	416,393	464,575
43650	Other Contractual	9,732	0	11,000	9,445	11,000
<b>Subtotal</b>		<b>23,250</b>	<b>11,478</b>	<b>610,553</b>	<b>430,425</b>	<b>837,053</b>



**PUBLIC WORKS  
MAINTENANCE DISTRICTS  
Program: 3607260**



Obj/Prj No.	Description	FY 2022-23 Actual	FY 2023-24 Actual	FY 2024-25 Budget	FY 2024-25 Projected	FY 2025-26 Proposed
<b>Capital and Non-Capital Projects</b>						
Z0001	Maint Dist Zone 1	19,538	16,089	0	0	0
Z0002	Maint Dist Zone 2	6,828	4,057	0	0	0
Z0003	Maint Dist Zone 3	7,835	6,755	0	0	0
Z0004	Maint Dist Zone 4	4,330	3,301	0	0	0
Z0005	Maint Dist Zone 5	20	20	0	0	0
Z0006	Maint Dist Zone 6	2,013	2,617	0	0	0
Z0007	Maint Dist Zone 7	327	327	0	0	0
Z0008	Maint Dist Zone 8	1,947	3,500	0	0	0
Z0009	Maint Dist Zone 9	11,331	10,731	0	0	0
Z000A	Maint Dist Zone A	1,367	1,007	0	0	0
Z000B	Maint Dist Zone B	492	259	0	0	0
Z000C	Maint Dist Zone C	1,210	685	0	0	0
Z000D	Maint Dist Zone D	41	41	0	0	0
Z0010	Maint Dist Zone 10	112	112	0	0	0
Z0011	Maint Dist Zone 11	3,183	3,847	0	0	0
Z0012	Maint Dist Zone 12	25,255	25,958	0	0	0
Z0013	Maint Dist Zone 13	1,498	364	0	0	0
Z0014	Maint Dist Zone 14	15,720	14,544	0	0	0
Z0015	Maint Dist Zone 15	3,382	2,685	0	0	0
Z0016	Maint Dist Zone 16	256	256	0	0	0
Z0017	Maint Dist Zone 17	3,590	3,564	0	0	0
Z0018	Maint Dist Zone 18	18,840	18,848	0	0	0
Z0019	Maint Dist Zone 19	677	493	0	0	0
Z0020	Maint Dist Zone 20	174,117	184,223	0	0	0
Z0021	Maint Dist Zone 21	10	10	0	0	0
Z0022	Maint Dist Zone 22	20	20	0	0	0
Z0023	Maint Dist Zone 23	20	20	0	0	0
Z0024	Maint Dist Zone 24	3,110	2,664	0	0	0
Z0025	Maint Dist Zone 25	153	153	0	0	0
Z0026	Maint Dist Zone 26	20	20	0	0	0
Z0027	Maint Dist Zone 27	985	765	0	0	0
Z0028	Maint Dist Zone 28	71	71	0	0	0
Z0029	Maint Dist Zone 29	533	349	0	0	0
Z0030	Maint Dist Zone 30	206	206	0	0	0
Z0031	Maint Dist Zone 31	71	71	0	0	0
Z0032	Maint Dist Zone 32	143	143	0	0	0
Z0033	Maint Dist Zone 33	133	133	0	0	0
Z0034	Maint Dist Zone 34	112	112	0	0	0
Z0036	Maint Dist Zone 36	41	41	0	0	0
Z0037	Maint Dist Zone 37	855	908	0	0	0
Z0038	Maint Dist Zone 38	61	61	0	0	0
Z0039	Maint Dist Zone 39	1,741	1,190	0	0	0
Z0040	Maint Dist Zone 40	1,629	1,755	0	0	0
Z0041	Maint Dist Zone 41	13,902	13,520	0	0	0
Z0042	Maint Dist Zone 42	41	41	0	0	0
		327				





**PUBLIC WORKS  
MAINTENANCE DISTRICTS  
Program: 3607260**



Obj/Prj No.	Description	FY 2022-23 Actual	FY 2023-24 Actual	FY 2024-25 Budget	FY 2024-25 Projected	FY 2025-26 Proposed
Z0043	Maint Dist Zone 43	476	292	0	0	0
Z0044	Maint Dist Zone 44	10	10	0	0	0
Z0045	Maint Dist Zone 45	112	112	0	0	0
Z0046	Maint Dist Zone 46	51	51	0	0	0
Z0048	Maint Dist Zone 48	884	458	0	0	0
Z0049	Maint Dist Zone 49	31	31	0	0	0
Z0050	Maint Dist Zone 50	630	2,091	0	0	0
Z0051	Maint Dist Zone 51	61	61	0	0	0
Z0052	Maint Dist Zone 52	112	112	0	0	0
Z0053	Maint Dist Zone 53	71	71	0	0	0
Z0054	Maint Dist Zone 54	31	31	0	0	0
Z0055	Maint Dist Zone 55	71	71	0	0	0
Z0056	Maint Dist Zone 56	122	122	0	0	0
Z0057	Maint Dist Zone 57	82	82	0	0	0
Z0059	Maint Dist Zone 59	71	71	0	0	0
Z0060	Maint Dist Zone 60	20	20	0	0	0
Z0061	Maint Dist Zone 61	204	204	0	0	0
Z0062	Maint Dist Zone 62	20	20	0	0	0
Z0063	Maint Dist Zone 63	111	31	0	0	0
Z0064	Maint Dist Zone 64	41	41	0	0	0
Z0066	Maint Dist Zone 66	80	0	0	0	0
Z0067	Maint Dist Zone 67	80	0	0	0	0
Z0069	Maint Dist Zone 69	1,148	1,222	0	0	0
Z0070	Maint Dist Zone 70	10	10	0	0	0
Z0074	Maint Dist Zone 74	8,199	4,385	0	0	0
Z0076	Maint Dist Zone 76	31	31	0	0	0
Z0079	Maint Dist Zone 79	100	20	0	0	0
Z0080	Maint Dist Zone 80	17,268	16,291	0	0	0
Z0082	Maint Dist Zone 82	6,400	6,400	0	0	0
Z0084	Maint Dist Zone 84	0	94	0	0	0
Z0086	Maint Dist Zone 86	10	10	0	0	0
Z0087	Maint Dist Zone 87	122	122	0	0	0
Z0088	Maint Dist Zone 88	20	20	0	0	0
Z0089	Maint Dist Zone 89	61	61	0	0	0
Z0091	Maint Dist Zone 91	31	31	0	0	0
Z0093	Maint Dist Zone 93	10	10	0	0	0
Z0094	Maint Dist Zone 94	10	10	0	0	0
Z0095	Maint Dist Zone 95	20	20	0	0	0
Z0096	Maint Dist Zone 96	20	20	0	0	0
Z0098	Maint Dist Zone 98	4,805	4,822	0	0	0
Z0099	Maint Dist Zone 99	41	41	0	0	0
Z0100	Maint Dist Zone 100	82	82	0	0	0
Z0101	Maint Dist Zone 101	20	20	0	0	0
Z0102	Maint Dist Zone 102	10,903	10,992	0	0	0
Z0103	Maint Dist Zone 103	3,759	3,698	0	0	0
Z0104	Maint Dist Zone 104	20	20	0	0	0
Z0105	Maint Dist Zone 105	3240	10	0	0	0



**PUBLIC WORKS  
MAINTENANCE DISTRICTS  
Program: 3607260**



Obj/Prj No.	Description	FY 2022-23 Actual	FY 2023-24 Actual	FY 2024-25 Budget	FY 2024-25 Projected	FY 2025-26 Proposed
Z0106	Maint Dist Zone 106	10	10	0	0	0
Z0108	Maint Dist Zone 108	9,747	9,747	0	0	0
Z0109	Maint Dist Zone 109	286	286	0	0	0
Z0110	Maint Dist Zone 110	10	10	0	0	0
Z0111	Maint Dist Zone 111	20	20	0	0	0
Z0112	Maint Dist Zone 112	9,813	7,615	0	0	0
Z0113	Maint Dist Zone 113	5,027	8,949	0	0	0
Z0114	Maint Dist Zone 114	11,198	13,276	0	0	0
Z0115	Maint Dist Zone 115	3,622	3,773	0	0	0
Z0117	Maint Dist Zone 117	41	41	0	0	0
Z0118	Maint Dist Zone 118	10	10	0	0	0
Z0120	Maint Dist Zone 120	31	31	0	0	0
Z0121	Maint Dist Zone 121	20	20	0	0	0
Z0122	Maint Dist Zone 122	31	31	0	0	0
Z0123	Maint Dist Zone 123	10	10	0	0	0
Z0124	Maint Dist Zone 124	10	10	0	0	0
Z0126	Maint Dist Zone 126	31	31	0	0	0
Z0127	Maint Dist Zone 127	31	31	0	0	0
Z0128	Maint Dist Zone 128	7,663	7,233	0	0	0
Z0129	Maint Dist Zone 129	41	41	0	0	0
Z0130	Maint Dist Zone 130	26,016	29,309	0	0	0
Z0131	Maint Dist Zone 131	20	20	0	0	0
Z0132	Maint Dist Zone 132	92	92	0	0	0
Z119A	Maint Dist Zone 119A	10	10	0	0	0
<b>Subtotal</b>		<b>458,027</b>	<b>459,566</b>	<b>0</b>	<b>0</b>	<b>0</b>
<b>Total</b>		<b>481,277</b>	<b>471,044</b>	<b>610,553</b>	<b>430,425</b>	<b>837,053</b>

**Public Works Department****Program: Maintenance Districts - 3607260****Code Explanation**

- Code 43050: Provides (\$5,500) for parts and supplies in the maintenance districts (City's 50% share).  
FY2025-26 Decrease of \$500 is due to reflecting actual expenditures.
- Code 43200: Provides (\$1,000) for advertising and legal noticing.  
FY2025-26 Decrease of \$500 is due to reflecting actual expenditures.
- Code 43400: Provides (\$232,575) for utilities water in the maintenance districts perimeter or (City's 50% share).
- Code 43430: Provides (\$123,403) for utilities electricity in the maintenance districts perimeter or (City's 50% share).
- Code 43500: Provides for City Attorney Services.  
FY2025-26 Decrease is due to the reallocation of City Attorney Services to the Administration Department's Attorney Services program 1002010.
- Code 43580: Provides (\$464,575) for maintenance and repairs in the maintenance districts (City's 50% share).
- Code 43650: Provides (\$11,000) for contractual services for maintenance districts (City's 50% share).



**This page left intentionally blank.**



**PUBLIC WORKS**  
**ASSESS MAINT DISTRICT 75-1**  
**Program: 36172601**



Obj/Prj No.	Description	FY 2022-23 Actual	FY 2023-24 Actual	FY 2024-25 Budget	FY 2024-25 Projected	FY 2025-26 Proposed
<b>Personnel Services</b>						
41000	Full-Time Salaries	48	67	86	86	86
41070	Employee Svcs Allocated	44	42	55	55	39
	<b>Subtotal</b>	<b>92</b>	<b>109</b>	<b>141</b>	<b>141</b>	<b>125</b>
<b>Maintenance &amp; Operations</b>						
43050	Operate Equip/Prgrm Supplies	0	0	100	0	100
43400	Utilities Water	1,428	1,334	1,700	1,400	1,700
43430	Utilities Electric	0	0	350	50	300
43580	Maint/Contract Repair Svcs	0	0	1,500	1,500	1,500
43650	Other Contractual	0	442	685	453	685
	<b>Subtotal</b>	<b>1,428</b>	<b>1,776</b>	<b>4,335</b>	<b>3,403</b>	<b>4,285</b>
<b>Allocated Services</b>						
46000	Central Services Allocated	116	99	118	118	99
46010	Insurance Allocated	11	13	11	11	9
46020	Building Allocated	3	4	3	3	6
	<b>Subtotal</b>	<b>130</b>	<b>116</b>	<b>132</b>	<b>132</b>	<b>114</b>
<b>Capital and Non-Capital Projects</b>						
Z0001	Maint Dist Zone 1	1,076	1,178	0	0	0
	<b>Subtotal</b>	<b>1,076</b>	<b>1,178</b>	<b>0</b>	<b>0</b>	<b>0</b>
	<b>Total</b>	<b>2,726</b>	<b>3,179</b>	<b>4,608</b>	<b>3,676</b>	<b>4,524</b>

**Public Works Department**

Sub-Program: Assessment Maintenance District 75-1 - 36172601

**Code Explanation**

Code 41000:	Provides for full-time salaries for 0.05% of a Public Works Services Manager.
Code 41070:	Provides for Employee allocation.
Code 43050:	Provides (\$100) for purchase of replacement plants, flowers, and control panels.
Code 43400:	Provides (\$1,700) for the metered cost of water for landscaping areas.
Code 43430:	Provides (\$300) for power for streetlights and irrigation time clocks. FY2025-26            Decrease of \$50 is due to reflecting actual expenditures.
Code 43580:	Provides (\$1,500) for landscape contract, extraordinary repairs and tree trimming contract.
Code 43650:	Provides (\$685) for the preparation of the annual Maintenance District Engineer's Report.
Code 46000:	Provides for Central Services allocation.
Code 46010:	Provides for Insurance allocation.
Code 46020:	Provides for Building allocation.



**PUBLIC WORKS**  
**ASSESS MAINT DISTRICT 75-2**  
**Program: 36172602**



Obj/Prj No.	Description	FY 2022-23 Actual	FY 2023-24 Actual	FY 2024-25 Budget	FY 2024-25 Projected	FY 2025-26 Proposed
<b>Personnel Services</b>						
41000	Full-Time Salaries	620	872	1,112	1,112	1,112
41070	Employee Svcs Allocated	568	552	709	709	500
	<b>Subtotal</b>	<b>1,188</b>	<b>1,424</b>	<b>1,821</b>	<b>1,821</b>	<b>1,612</b>
<b>Maintenance &amp; Operations</b>						
43050	Operate Equip/Prgrm Supplies	26	0	150	0	100
43400	Utilities Water	1,889	2,024	2,500	2,212	2,500
43430	Utilities Electric	0	0	350	70	300
43580	Maint/Contract Repair Svcs	0	0	3,300	2,521	3,300
43650	Other Contractual	0	442	685	685	685
	<b>Subtotal</b>	<b>1,915</b>	<b>2,466</b>	<b>6,985</b>	<b>5,488</b>	<b>6,885</b>
<b>Allocated Services</b>						
46000	Central Services Allocated	221	184	232	232	195
46010	Insurance Allocated	105	105	145	145	122
46020	Building Allocated	44	49	36	36	80
	<b>Subtotal</b>	<b>370</b>	<b>338</b>	<b>413</b>	<b>413</b>	<b>397</b>
<b>Capital and Non-Capital Projects</b>						
Z0001	Maint Dist Zone 1	3,314	3,046	0	0	0
	<b>Subtotal</b>	<b>3,314</b>	<b>3,046</b>	<b>0</b>	<b>0</b>	<b>0</b>
	<b>Total</b>	<b>6,787</b>	<b>7,274</b>	<b>9,219</b>	<b>7,722</b>	<b>8,894</b>

**Public Works Department****Sub-Program: Assessment Maintenance District 75-2 - 36172602****Code Explanation**

Code 41000:	Provides for full-time salaries for 0.65% of a Public Works Services Manager.
Code 41070:	Provides for Employee allocation.
Code 43050:	Provides (\$100) for purchase of replacement plants, flowers, and control panels. FY2025-26            Decrease of \$50 is due to reflecting actual expenditures.
Code 43400:	Provides (\$2,500) for the metered cost of water for the landscaping areas.
Code 43430:	Provides (\$300) power for streetlights and irrigation time clocks. FY2025-26            Decrease of \$50 is due to reflecting actual expenditures.
Code 43580:	Provides (\$3,300) for landscape contract, extraordinary repairs and tree trimming contract.
Code 43650:	Provides (\$685) for the preparation of the annual Maintenance District Engineer's Report.
Code 46000:	Provides for Central Services allocation.
Code 46010:	Provides for Insurance allocation.
Code 46020:	Provides for Building allocation.





**PUBLIC WORKS**  
**ASSESS MAINT DISTRICT 76-1**  
**Program: 36172603**



Obj/Prj No.	Description	FY 2022-23 Actual	FY 2023-24 Actual	FY 2024-25 Budget	FY 2024-25 Projected	FY 2025-26 Proposed
<b>Personnel Services</b>						
41000	Full-Time Salaries	572	805	1,027	1,070	1,026
41070	Employee Svcs Allocated	525	510	655	655	462
	<b>Subtotal</b>	<b>1,097</b>	<b>1,315</b>	<b>1,682</b>	<b>1,725</b>	<b>1,488</b>
<b>Maintenance &amp; Operations</b>						
43050	Operate Equip/Prgrm Supplies	15	0	150	0	100
43400	Utilities Water	2,080	2,626	2,800	3,200	3,500
43430	Utilities Electric	0	0	350	34	300
43580	Maint/Contract Repair Svcs	0	0	4,300	3,300	4,300
43650	Other Contractual	0	442	685	685	685
	<b>Subtotal</b>	<b>2,095</b>	<b>3,068</b>	<b>8,285</b>	<b>7,219</b>	<b>8,885</b>
<b>Allocated Services</b>						
46000	Central Services Allocated	238	206	263	263	236
46010	Insurance Allocated	97	99	134	134	113
46020	Building Allocated	41	45	34	34	74
	<b>Subtotal</b>	<b>376</b>	<b>350</b>	<b>431</b>	<b>431</b>	<b>423</b>
<b>Capital and Non-Capital Projects</b>						
Z0001	Maint Dist Zone 1	3,506	3,460	0	0	0
	<b>Subtotal</b>	<b>3,506</b>	<b>3,460</b>	<b>0</b>	<b>0</b>	<b>0</b>
	<b>Total</b>	<b>7,074</b>	<b>8,193</b>	<b>10,398</b>	<b>9,375</b>	<b>10,796</b>

**Public Works Department****Sub-Program: Assessment Maintenance District 76-1 - 36172603****Code Explanation**

Code 41000:	Provides for full-time salaries for 0.60% of a Public Works Services Manager.
Code 41070:	Provides for Employee allocation.
Code 43050:	Provides (\$100) for purchase of replacement plants, flowers, and control panel. FY2025-26                      Decrease of \$50 is due to reflecting actual expenditures.
Code 43400:	Provides (\$2,800) for the metered cost of water for the landscaping areas. FY2025-26                      Increase of \$700 due to reflecting actual expenditures.
Code 43430:	Provides (\$300) power for streetlights and irrigation time clocks. FY2025-26                      Decrease of \$50 is due to reflecting actual expenditures.
Code 43580:	Provides (\$4,300) for landscape contract, extraordinary repairs and tree trimming contract.
Code 43650:	Provides (\$685) for the preparation of the annual Maintenance District Engineer's Report.
Code 46000:	Provides for Central Services allocation.
Code 46010:	Provides for Insurance allocation.
Code 46020:	Provides for Building allocation.



**PUBLIC WORKS**  
**ASSESS MAINT DISTRICT 76-2**  
**Program: 36172604**



Obj/Prj No.	Description	FY 2022-23 Actual	FY 2023-24 Actual	FY 2024-25 Budget	FY 2024-25 Projected	FY 2025-26 Proposed
<b>Personnel Services</b>						
41000	Full-Time Salaries	1,716	2,414	3,080	3,212	3,079
41070	Employee Svcs Allocated	1,573	1,529	1,964	1,964	1,386
	<b>Subtotal</b>	<b>3,289</b>	<b>3,943</b>	<b>5,044</b>	<b>5,176</b>	<b>4,465</b>
<b>Maintenance &amp; Operations</b>						
43050	Operate Equip/Prgrm Supplies	75	0	175	85	175
43400	Utilities Water	0	0	1,300	1,100	1,300
43430	Utilities Electric	0	0	500	121	500
43580	Maint/Contract Repair Svcs	0	0	4,075	3,800	4,075
43650	Other Contractual	0	442	687	453	687
	<b>Subtotal</b>	<b>75</b>	<b>442</b>	<b>6,737</b>	<b>5,559</b>	<b>6,737</b>
<b>Allocated Services</b>						
46000	Central Services Allocated	307	243	312	312	264
46010	Insurance Allocated	276	274	400	400	339
46020	Building Allocated	122	135	101	101	223
	<b>Subtotal</b>	<b>705</b>	<b>652</b>	<b>813</b>	<b>813</b>	<b>826</b>
<b>Capital and Non-Capital Projects</b>						
Z0001	Maint Dist Zone 1	5,053	4,780	0	0	0
	<b>Subtotal</b>	<b>5,053</b>	<b>4,780</b>	<b>0</b>	<b>0</b>	<b>0</b>
	<b>Total</b>	<b>9,122</b>	<b>9,817</b>	<b>12,594</b>	<b>11,548</b>	<b>12,028</b>

**Public Works Department**

Sub-Program: Assessment Maintenance District 76-2 - 36172604

**Code Explanation**

Code 41000:	Provides for full-time salaries for 1.80% of a Public Works Services Manager.
Code 41070:	Provides for Employee allocation.
Code 43050:	Provides (\$175) for purchase of replacement plants and flowers, and control panels.
Code 43400:	Provides (\$1,300) for the metered cost of water for the landscaping areas.
Code 43430:	Provides (\$500) power for streetlights and irrigation time clocks.
Code 43580:	Provides (\$4,075) for landscape contract, extraordinary repairs, and tree trimming contract.
Code 43650:	Provides (\$687) for the preparation of the annual Maintenance District Engineer's Report.
Code 46000:	Provides for Central Services allocation.
Code 46010:	Provides for Insurance allocation.
Code 46020:	Provides for Building allocation.



**PUBLIC WORKS**  
**ASSESS MAINT DISTRICT 83-2**  
**Program: 36172606**



Obj/Prj No.	Description	FY 2022-23 Actual	FY 2023-24 Actual	FY 2024-25 Budget	FY 2024-25 Projected	FY 2025-26 Proposed
<b>Personnel Services</b>						
41000	Full-Time Salaries	68,094	90,351	123,061	123,384	119,694
41020	Over-Time Salaries	425	272	1,500	1,500	1,500
41070	Employee Svcs Allocated	44,686	46,970	78,451	78,451	53,862
	<b>Subtotal</b>	<b>113,205</b>	<b>137,593</b>	<b>203,012</b>	<b>203,335</b>	<b>175,056</b>
<b>Maintenance &amp; Operations</b>						
43050	Operate Equip/Prgm Supplies	884	178	8,000	7,877	8,000
43400	Utilities Water	0	0	360,000	327,576	190,000
43430	Utilities Electric	122,340	136,834	102,898	160,894	102,898
43580	Maint/Contract Repair Svcs	6,960	4,076	450,000	450,000	450,000
43650	Other Contractual	0	3,981	6,587	6,587	6,587
	<b>Subtotal</b>	<b>130,184</b>	<b>145,069</b>	<b>927,485</b>	<b>952,934</b>	<b>757,485</b>
<b>Allocated Services</b>						
46000	Central Services Allocated	24,006	19,566	24,902	24,902	21,377
46010	Insurance Allocated	8,501	9,299	15,998	15,998	13,166
46020	Building Allocated	3,461	4,150	4,022	4,022	8,652
	<b>Subtotal</b>	<b>35,968</b>	<b>33,015</b>	<b>44,922</b>	<b>44,922</b>	<b>43,195</b>



**PUBLIC WORKS**  
**ASSESS MAINT DISTRICT 83-2**  
**Program: 36172606**



Obj/Prj No.	Description	FY 2022-23 Actual	FY 2023-24 Actual	FY 2024-25 Budget	FY 2024-25 Projected	FY 2025-26 Proposed
<b>Capital and Non-Capital Projects</b>						
Z0001	Maint Dist Zone 1	9,630	7,761	0	0	0
Z0002	Maint Dist Zone 2	10,530	8,621	0	0	0
Z0003	Maint Dist Zone 3	184	184	0	0	0
Z0004	Maint Dist Zone 4	31	31	0	0	0
Z0005	Maint Dist Zone 5	51	51	0	0	0
Z0006	Maint Dist Zone 6	400	976	0	0	0
Z0007	Maint Dist Zone 7	5,481	2,759	0	0	0
Z0008	Maint Dist Zone 8	1,043	3,257	0	0	0
Z0009	Maint Dist Zone 9	1,007	945	0	0	0
Z000A	Maint Dist Zone A	2,907	2,692	0	0	0
Z000B	Maint Dist Zone B	533	533	0	0	0
Z000C	Maint Dist Zone C	1,996	1,391	0	0	0
Z000D	Maint Dist Zone D	122	122	0	0	0
Z0011	Maint Dist Zone 11	8,849	9,615	0	0	0
Z0012	Maint Dist Zone 12	3,884	3,851	0	0	0
Z0013	Maint Dist Zone 13	1,488	353	0	0	0
Z0014	Maint Dist Zone 14	4,666	1,506	0	0	0
Z0015	Maint Dist Zone 15	7,192	6,710	0	0	0
Z0016	Maint Dist Zone 16	92	92	0	0	0
Z0017	Maint Dist Zone 17	3,464	3,567	0	0	0
Z0018	Maint Dist Zone 18	1,537	1,407	0	0	0
Z0019	Maint Dist Zone 19	3,089	3,879	0	0	0
Z0020	Maint Dist Zone 20	389,211	384,766	0	0	0
Z0022	Maint Dist Zone 22	41	41	0	0	0
Z0024	Maint Dist Zone 24	6,152	5,867	0	0	0
Z0025	Maint Dist Zone 25	184	184	0	0	0
Z0027	Maint Dist Zone 27	110	0	0	0	0
Z0029	Maint Dist Zone 29	41	41	0	0	0
Z0030	Maint Dist Zone 30	20	20	0	0	0
Z0039	Maint Dist Zone 39	8,436	8,516	0	0	0
Z0041	Maint Dist Zone 41	23,270	22,975	0	0	0
Z0048	Maint Dist Zone 48	20	20	0	0	0
Z0054	Maint Dist Zone 54	31	31	0	0	0
Z0061	Maint Dist Zone 61	20	20	0	0	0
Z0062	Maint Dist Zone 62	10	10	0	0	0
Z0065	Maint Dist Zone 65	10	10	0	0	0
Z0067	Maint Dist Zone 67	61	61	0	0	0
Z0069	Maint Dist Zone 69	3,012	3,374	0	0	0
Z0074	Maint Dist Zone 74	12,163	8,767	0	0	0
Z0078	Maint Dist Zone 78	10	10	0	0	0
Z0080	Maint Dist Zone 80	36,564	31,985	0	0	0
Z0082	Maint Dist Zone 82	6,502	6,502	0	0	0
Z0086	Maint Dist Zone 86	41	41	0	0	0
Z0090	Maint Dist Zone 90	92	92	0	0	0
Z0096	Maint Dist Zone 96	20	20	0	0	0

341



**PUBLIC WORKS**  
**ASSESS MAINT DISTRICT 83-2**  
**Program: 36172606**



Obj/Prj No.	Description	FY 2022-23 Actual	FY 2023-24 Actual	FY 2024-25 Budget	FY 2024-25 Projected	FY 2025-26 Proposed
Z0097	Maint Dist Zone 97	31	31	0	0	0
Z0098	Maint Dist Zone 98	16,488	16,878	0	0	0
Z0100	Maint Dist Zone 100	41	5	0	0	0
Z0102	Maint Dist Zone 102	13,333	13,441	0	0	0
Z0103	Maint Dist Zone 103	7,791	7,649	0	0	0
Z0105	Maint Dist Zone 105	206	228	0	0	0
Z0107	Maint Dist Zone 107	10	10	0	0	0
Z0108	Maint Dist Zone 108	16,450	17,591	0	0	0
Z0109	Maint Dist Zone 109	838	826	0	0	0
Z0111	Maint Dist Zone 111	31	31	0	0	0
Z0112	Maint Dist Zone 112	35,230	20,585	0	0	0
Z0113	Maint Dist Zone 113	31,708	42,083	0	0	0
Z0114	Maint Dist Zone 114	40,870	39,788	0	0	0
Z0115	Maint Dist Zone 115	7,118	10,377	0	0	0
Z0122	Maint Dist Zone 122	102	102	0	0	0
Z0125	Maint Dist Zone 125	10	10	0	0	0
Z0127	Maint Dist Zone 127	10	10	0	0	0
Z0128	Maint Dist Zone 128	14,723	14,344	0	0	0
Z0130	Maint Dist Zone 130	58,316	62,267	0	0	0
Z0131	Maint Dist Zone 131	51	51	0	0	0
Z0132	Maint Dist Zone 132	31	31	0	0	0
Z0133	Maint Dist Zone 133	10	10	0	0	0
<b>Subtotal</b>		<b>797,595</b>	<b>780,004</b>	<b>0</b>	<b>0</b>	<b>0</b>
<b>Total</b>		<b>1,076,952</b>	<b>1,095,681</b>	<b>1,175,419</b>	<b>1,201,191</b>	<b>975,736</b>

**Public Works Department****Sub-Program: Assessment Maintenance District 83-2 - 36172606****Code Explanation**

Code 41000:	Provides for full-time salaries for 1.90% of a Public Works Services Manager, 80% of a Maintenance Coordinator, and 80% of a Grounds Maintenance Worker. FY2025-26            Decrease is due to salary allocation adjustments.
Code 41020:	Provides for overtime.
Code 41070:	Provides for Employee allocation.
Code 43050:	Provides (\$8,000) for purchase of replacement plants, flowers, and control panels.
Code 43400:	Provides (\$190,000) for the metered cost of water for the landscaping areas.
Code 43430:	Provides (\$102,898) power for streetlights and irrigation time clocks.
Code 43580:	Provides (\$450,000) for streetlights and landscape contracts, extraordinary repairs and tree trimming contract.
Code 43650:	Provides (\$6,587) for the preparation of the annual Maintenance District Engineer's Report.
Code 46000:	Provides for Central Services allocation.
Code 46010:	Provides for Insurance allocation.
Code 46020:	Provides for Building allocation.





**PUBLIC WORKS**  
**ASSESS MAINT DISTRICT 2002-01**  
**Program: 36172607**



Obj/Prj No.	Description	FY 2022-23 Actual	FY 2023-24 Actual	FY 2024-25 Budget	FY 2024-25 Projected	FY 2025-26 Proposed
<b>Personnel Services</b>						
41000	Full-Time Salaries	2,763	4,088	5,725	5,683	6,121
41070	Employee Svcs Allocated	2,882	3,043	3,650	3,650	2,754
	<b>Subtotal</b>	<b>5,645</b>	<b>7,131</b>	<b>9,375</b>	<b>9,333</b>	<b>8,875</b>
<b>Maintenance &amp; Operations</b>						
43050	Operate Equip/Prgrm Supplies	0	0	2,000	2,000	2,000
43400	Utilities Water	0	0	66,000	34,000	34,000
43430	Utilities Electric	0	172	51,413	25,413	25,413
43580	Maint/Contract Repair Svcs	0	0	127,000	127,000	127,000
43650	Other Contractual	0	3,981	6,181	6,181	6,181
	<b>Subtotal</b>	<b>0</b>	<b>4,153</b>	<b>252,594</b>	<b>194,594</b>	<b>194,594</b>
<b>Allocated Services</b>						
46000	Central Services Allocated	5,312	4,465	5,381	5,381	4,580
46010	Insurance Allocated	814	804	744	744	673
46020	Building Allocated	223	269	187	187	442
	<b>Subtotal</b>	<b>6,349</b>	<b>5,538</b>	<b>6,312</b>	<b>6,312</b>	<b>5,695</b>



**PUBLIC WORKS**  
**ASSESS MAINT DISTRICT 2002-01**  
**Program: 36172607**



Obj/Prj No.	Description	FY 2022-23 Actual	FY 2023-24 Actual	FY 2024-25 Budget	FY 2024-25 Projected	FY 2025-26 Proposed
<b>Capital and Non-Capital Projects</b>						
Z0001	Maint Dist Zone 1	9,412	8,165	0	0	0
Z0002	Maint Dist Zone 2	14,227	15,644	0	0	0
Z0003	Maint Dist Zone 3	13,197	12,379	0	0	0
Z0004	Maint Dist Zone 4	8,500	7,674	0	0	0
Z0005	Maint Dist Zone 5	2,266	2,496	0	0	0
Z0006	Maint Dist Zone 6	2,458	2,325	0	0	0
Z0007	Maint Dist Zone 7	5	41	0	0	0
Z0008	Maint Dist Zone 8	3,024	2,692	0	0	0
Z0009	Maint Dist Zone 9	21,430	22,170	0	0	0
Z0012	Maint Dist Zone 12	64,736	68,967	0	0	0
Z0015	Maint Dist Zone 15	544	544	0	0	0
Z0016	Maint Dist Zone 16	2,043	2,084	0	0	0
Z0017	Maint Dist Zone 17	4,403	4,456	0	0	0
Z0018	Maint Dist Zone 18	24,212	23,660	0	0	0
Z0019	Maint Dist Zone 19	5,106	5,602	0	0	0
Z0020	Maint Dist Zone 20	213	0	0	0	0
Z0022	Maint Dist Zone 22	20	20	0	0	0
Z0024	Maint Dist Zone 24	604	580	0	0	0
Z0027	Maint Dist Zone 27	3,016	4,384	0	0	0
Z0028	Maint Dist Zone 28	71	71	0	0	0
Z0029	Maint Dist Zone 29	1,458	1,108	0	0	0
Z0030	Maint Dist Zone 30	521	514	0	0	0
Z0032	Maint Dist Zone 32	51	51	0	0	0
Z0034	Maint Dist Zone 34	51	51	0	0	0
Z0037	Maint Dist Zone 37	61	61	0	0	0
Z0038	Maint Dist Zone 38	20	20	0	0	0
Z0039	Maint Dist Zone 39	71	71	0	0	0
Z0040	Maint Dist Zone 40	5,003	6,091	0	0	0
Z0042	Maint Dist Zone 42	31	31	0	0	0
Z0043	Maint Dist Zone 43	791	599	0	0	0
Z0044	Maint Dist Zone 44	31	31	0	0	0
Z0045	Maint Dist Zone 45	1,592	1,746	0	0	0
Z0048	Maint Dist Zone 48	3,049	1,615	0	0	0
Z0049	Maint Dist Zone 49	10	10	0	0	0
Z0050	Maint Dist Zone 50	1,836	3,335	0	0	0
Z0055	Maint Dist Zone 55	4,431	2,077	0	0	0
Z0056	Maint Dist Zone 56	3,185	2,087	0	0	0
Z0059	Maint Dist Zone 59	1,114	1,226	0	0	0
Z0061	Maint Dist Zone 61	1,909	1,930	0	0	0
Z0063	Maint Dist Zone 63	80	0	0	0	0
Z0065	Maint Dist Zone 65	981	1,081	0	0	0
Z0066	Maint Dist Zone 66	80	0	0	0	0
Z0067	Maint Dist Zone 67	80	0	0	0	0
Z0069	Maint Dist Zone 69	80	0	0	0	0
Z0079	Maint Dist Zone 79	80	0	0	0	0

345



**PUBLIC WORKS**  
**ASSESS MAINT DISTRICT 2002-01**  
**Program: 36172607**



Obj/Prj No.	Description	FY 2022-23 Actual	FY 2023-24 Actual	FY 2024-25 Budget	FY 2024-25 Projected	FY 2025-26 Proposed
Z0080	Maint Dist Zone 80	0	94	0	0	0
Z0084	Maint Dist Zone 84	0	94	0	0	0
	<b>Subtotal</b>	<b>206,083</b>	<b>207,877</b>	<b>0</b>	<b>0</b>	<b>0</b>
	<b>Total</b>	<b>218,077</b>	<b>224,699</b>	<b>268,281</b>	<b>210,239</b>	<b>209,164</b>

**Public Works Department**

Sub-Program: Assessment Maintenance District 2002-01 - 36172607

**Code Explanation**

Code 41000:	Provides for full-time salaries for 5% of a Senior Management Analyst. FY2025-26 Increase is due to salary allocation adjustments.
Code 41070:	Provides for Employee allocation.
Code 43050:	Provides (\$2,000) for purchase of replacement plants, flowers, and control panels.
Code 43400:	Provides (\$34,000) for the metered cost of water for the landscaping areas.
Code 43430:	Provides (\$25,413) power for streetlights and irrigation time clocks.
Code 43580:	Provides (\$127,000) for streetlights and landscape contracts, extraordinary repairs and tree trimming contract.
Code 43650:	Provides (\$6,181) for the preparation of the annual Maintenance District Engineer's Report.
Code 46000:	Provides for Central Services allocation.
Code 46010:	Provides for Insurance allocation.
Code 46020:	Provides for Building allocation.



**PUBLIC WORKS  
WATER SERVICES  
Program: 5207300**



Obj/Prj No.	Description	FY 2022-23 Actual	FY 2023-24 Actual	FY 2024-25 Budget	FY 2024-25 Projected	FY 2025-26 Proposed
<b>Personnel Services</b>						
41000	Full-Time Salaries	1,434,865	1,848,479	2,158,621	1,725,214	2,416,308
41010	Part-Time Salaries	5,611	14,499	15,010	1,319	15,010
41020	Over-Time Salaries	164,101	229,375	160,000	265,000	265,000
41070	Employee Svcs Allocated	1,073,535	1,116,032	1,376,121	1,376,121	1,084,837
	<b>Subtotal</b>	<b>2,678,112</b>	<b>3,208,385</b>	<b>3,709,752</b>	<b>3,367,654</b>	<b>3,781,155</b>
<b>Maintenance &amp; Operations</b>						
43000	Office Supplies	1,590	1,879	3,000	1,300	3,000
43030	Postage	1,434	1,978	1,300	1,000	1,500
43040	Uniforms	6,327	6,395	7,000	9,000	11,000
43050	Operate Equip/Prgm Supplies	1,196,738	1,258,191	1,433,000	1,433,000	1,970,000
43070	Software Licenses/Subscription	61,336	53,077	72,000	59,000	80,000
43200	Advertisement/ Legal Notices	0	0	1,000	0	1,000
43210	Printing & Binding	606	601	1,000	600	1,900
43230	Equipment & Misc Rental	0	0	2,500	0	2,500
43300	Refund-Reimburse-Sponsorship	0	0	1,000	0	0
43310	Dues & Publications	10,605	9,993	14,000	12,000	14,000
43315	Mileage Reimbursement	730	305	1,000	0	500
43320	Training/Education/Mtgs	8,606	8,086	13,000	11,000	13,000
43420	Utilities Gas	3,035	1,212	4,500	1,200	3,500
43430	Utilities Electric	1,027,370	1,080,224	1,100,000	1,290,353	1,300,000
43440	Telephone/I.S.P. Utilities	0	58	500	0	250
43500	City Atty Services	11,946	11,665	52,500	65,652	100,000
43510	Outside Atty Services	198,278	85,178	100,000	80,000	56,000
43560	Eng/Construct Svcs	42,992	11,902	115,000	115,000	95,000
43580	Maint/Contract Repair Svcs	234,545	198,657	577,843	300,000	583,500
43585	Repairs/Replacement Parts	259,627	309,104	372,000	200,000	409,000
43605	Purchased Water	10,765,183	11,857,912	14,672,500	12,996,128	13,830,096
43640	Reimburse Capital Public Impro	0	628,000	0	0	0
43650	Other Contractual	608,975	545,481	436,700	316,000	488,000
44010	Debt Svc Interest	37,598	26,411	14,466	14,886	0
45000	Contribution/Joint Venture	0	-1,779	50,000	0	20,000
47030	Opernl Exp Acquired	7,792	7,839	8,000	20,812	20,000
	<b>Subtotal</b>	<b>14,485,313</b>	<b>16,102,369</b>	<b>19,053,809</b>	<b>16,926,931</b>	<b>19,003,746</b>
<b>Allocated Services</b>						
46000	Central Services Allocated	718,654	594,278	776,520	776,520	676,672
46010	Insurance Allocated	250,935	307,739	282,572	282,572	266,833
46020	Building Allocated	97,970	132,802	82,144	82,144	200,351
46030	Vehicle Allocated	455,989	605,547	574,029	574,029	552,813
46040	General Overhead	742,971	443,849	499,548	499,548	573,839
46050	Department Overhead	61,446	204,853	138,892	138,892	229,536
46075	Government Facility Alloca	239,274	239,274	239,274	239,274	239,274
46085	R.O.W. Maint Allocated	700,823	700,823	700,823	700,823	700,823
	<b>Subtotal</b>	<b>3,268,062</b>	<b>3,229,165</b>	<b>3,293,802</b>	<b>3,293,802</b>	<b>3,440,141</b>



**PUBLIC WORKS  
WATER SERVICES  
Program: 5207300**



Obj/Prj No.	Description	FY 2022-23 Actual	FY 2023-24 Actual	FY 2024-25 Budget	FY 2024-25 Projected	FY 2025-26 Proposed
<b>Capital Outlay/Improvements</b>						
48000	City-Real Estate Purchase	0	0	50,000	0	0
48020	Improvements Other Than Bldgs	9,910	0	0	0	0
48050	Communication Equipment	0	0	0	0	51,300
48090	Other Equipment	0	0	81,250	0	81,250
	<b>Subtotal</b>	<b>9,910</b>	<b>0</b>	<b>131,250</b>	<b>0</b>	<b>132,550</b>
<b>Capital and Non-Capital Projects</b>						
MS237	Champion Property Purchase	1,833,286	73,229	0	32,443	0
N7004	Recycled Water	3,246,577	3,412,524	4,000,000	4,000,000	4,360,000
N7005	C.D.A. O&M Reimb	18,555	20,813	0	5,345	0
N7501	Lennar/Well#12	102	0	0	0	0
NC252	Water Operational Improvements	0	0	481,000	0	50,000
WA19C	Eastside Water Treatment Phase 3	0	0	14,282	14,282	187,100
	<b>Subtotal</b>	<b>5,098,520</b>	<b>3,506,566</b>	<b>4,495,282</b>	<b>4,052,070</b>	<b>4,597,100</b>
	<b>Total</b>	<b>25,539,917</b>	<b>26,046,485</b>	<b>30,683,895</b>	<b>27,640,457</b>	<b>30,954,692</b>

## Public Works Department

### Program: Water Services – 5207300

#### Code Explanation

Code 41000:	Provides for full-time salaries for 20% of a Director of Public Works, 15% of a Deputy Director of Public Works/Services, 70% of a Utilities and Engineering Operations Manager, 70% of a Water & Environmental Manager, a Water Utilities Superintendent, a Water Utilities Supervisor, (2) Cross Connection Specialists, (2) Water Distribution Lead Operators, (6) Water Distribution Operators, (3) Water Meter Technicians, (2) Water Treatment Lead Operators, (5) Water Treatment Operators, 5% of an Associate Engineer, 5% of a Senior Management Analyst, 5% of a Management Analyst, 10% of an Information Technology Analyst (GIS), 70% of a Management Aide, 30% of a Management Aide, 10% of an Administrative Assistant, and 5% of (2) Customer Service Representatives II. FY2025-26 Increase is due to salary allocation adjustments, and the addition of (3) Water Meter Technicians from the Finance Department to the Public Works Department.
Code 41010	Provides for part-time salaries for 30% of a Management Intern.
Code 41020:	Provides (\$265,000) for over-time for emergency call outs. FY2025-26 Increase of \$105,000 is due to water staff added to standby, and an increase in after hour responses to water system emergencies and calls from water utility customers.
Code 41070:	Provides for Employee allocation.
Code 43000:	Provides (\$3,000) for recycled water and conservation materials, printer equipment and supplies, and other miscellaneous office supplies.
Code 43030:	Provides (\$1,500) required mailings of reports and documents (e.g., Consumer Confidence Report, Recycled Water Engineers Reports, back flow test notices, etc.). FY2025-26 Increase of \$200 due to increased need for mailings.
Code 43040:	Provides (\$11,000) for uniform rentals, uniform cleaning services, purchase of T-shirts, hats, coveralls, safety vests, work gloves, rain gear, jacket replacements as needed, work boot/shoe replacements, and other related safety apparel. FY2025-26 Increase of \$4,000 is due to increased anticipated costs and the added uniform costs for the Water Meter Technicians.
Code 43050:	Provides (\$439,800) for the purchase of operating equipment (hand tools, fire hydrant hoses, paint, traffic control supplies, and water service replacement tools), distribution system operating supplies, maintenance and repair supplies (such as valves, pipe, backfill material, etc.), and for the purchase of well, pump, and booster repair and replacement parts, lubricants, plumbing, electrical, and metering supplies; (\$340,000) for water meter maintenance supplies and replacement equipment; (\$650,000) for treatment plant operating supplies such as salt; (\$120,000) for chemicals; and (\$40,000) for chlorine and associated equipment, testing agents needed to test potable and recycled water, parts and materials for backflow devices, and supplies necessary to maintain the CDA facilities which serve only Chino. Also continues to provide (\$400,000) for the annual replacement of Granular Activated Carbon (GAC) at the Benson and Eastside Treatment Facilities. FY2025-26 Increase of \$537,000 is due to an increase in cost for parts and materials used in the maintenance of the water distribution and treatment systems. Increase is also due to the addition of operating equipment funds for water meter maintenance moved from the Finance Department to the Public Works Department.
Code 43070:	Provides (\$80,000) for software licenses for various programs (Includes Spatial Wave, InfoWater, Tokay, Go-Aigua, and Korterra Digalert Management System). FY2025-26 Increase of \$7,000 is due to increased costs of software licenses.

**Public Works Department****Program: Water Services - 5207300 (Continued)****Code Explanation**

Code 43200:	Provides (\$1,000) for advertisements and legal notices.
Code 43210:	Provides (\$1,000) for printing and binding of water quality reports, conservation material, Recycled Water Engineers Reports, standard operating procedures, water atlas, etc.; and (\$900) for water meter maintenance decals. FY2025-26            Increase of \$900 is due to additional funds added for the water meter maintenance decals.
Code 43230:	Provides (\$2,500) for as-needed emergency rental of specialized equipment used in the repair and maintenance of water facilities, infrastructure, and other related construction needs. This amount also includes funding for the rental costs of relocating a 5th wheel mobile generator located at the Eastside Treatment Facility.
Code 43300:	Provides for funding of conservation programs (e.g., MWD scholarships, Earth Day events, etc.). FY2025-26            Decrease is due reflecting actual expenditures.
Code 43310:	Provides for City membership fees and water related publications including the following: (\$4,500) American Water Works Association, (\$1,200) Foundation for Cross-Connection Control, (\$1,500) Southern California Water Committee, (\$200) Association of California Water Agencies, (\$1,500) WEWAC. Provides for (\$5,100) for certification fees for AWWA/DDW, other agency certifications and additional membership fees for American Groundwater Trust, Urban Water Institute, Association of Groundwater Agencies, and Water Education Foundation.
Code 43315:	Provides (\$500) for mileage reimbursement for staff attending meetings, workshops, conferences, etc. FY2025-26            Decrease of \$500 is due to reflecting actual expenditures.
Code 43320:	Provides (\$13,000) for the specialized training required due to DDW certification requirements (e.g., seminars, workshops, conferences, etc.). Also provides for the attendance of water related meetings.
Code 43420:	Provides (\$3,500) for the purchase of natural gas used by the booster pump station engines. FY2025-26            Decrease of \$1,000 is due to reflecting actual expenditures.
Code 43430:	Provides (\$1,100,000) for the purchase of electricity for the operation of various water facilities (e.g., groundwater wells, booster pumping stations, telemetry monitoring equipment, water treatment facilities, etc.). FY2025-26            Increase of \$200,000 is due to an anticipated increase in costs.
Code 43440:	Provides (\$500) for cell phone accessories for Water Services staff. FY2025-26            Decrease of \$250 is due to reflecting actual expenditures.
Code 43500:	Provides (\$100,000) for City Attorney legal fees pertaining to water issues. FY2025-26            Increase of \$75,000 is due to negotiations and ongoing litigations.
Code 43510:	Provides (\$100,000) for Outside Attorney legal fees pertaining to Watermaster-related issues. FY2025-26            Decrease of \$44,000 is due to a decreased need for outside attorney services.
Code 43560:	Provides (\$25,000) for geotechnical consulting services; (\$40,000) for Urban Water Management Plans; and (\$30,000) for water use efficiency consulting services. FY2025-26            Decrease of \$20,000 is due to completion of compliance effort consulting services.



**Public Works Department****Program: Water Services - 5207300 (Continued)****Code Explanation**

- Code 43580: Provides (\$257,500) for regular maintenance and troubleshooting/repair contracts for meters, valves, air compressors, nitrate analyzers, pumps, motors, mixers, reservoirs, radio & data lines, water treatment equipment, and miscellaneous equipment; (\$17,000) for assets including telemetry equipment, (\$45,000) for landscaping, (\$259,000) for asphalt paving, meters, valves, air compressors, nitrate analyzers, pumps, motors, mixers, reservoirs, radio & data lines, water treatment equipment, and (\$5,000) for septic waste disposal.  
FY2025-26 Increase of \$5,657 is due to the additional of maintenance costs for water meters.
- Code 43585: Provides for on-call contractual services for the following: (\$138,400) repair and maintenance of wells and pumps; (\$209,900) repair and maintenance of water mains and services; and (\$60,700) for the repair and maintenance of treatment facilities and other water appurtenances.  
FY2025-26 Increase of \$37,000 is due to reflect existing contract amounts for emergency services,
- Code 43605: Provides (\$6,800,000) for the purchase of Chino Basin Desalter Authority (CDA) water; (\$5,500,000) for Water Facilities Authority (WFA) water; (\$950,000) for Chino Basin Watermaster costs associated with groundwater; (\$580,000) for the Inland Empire Utilities Agency (IEUA) Meter Equivalent Unit (MEU) charges; and (\$96) for San Antonio Water Company shared costs.  
FY2025-26 Decrease of \$869,904 is due to projected increased rates being lower than anticipated.
- Code 43650: Provides for additional contractual services including the following: (\$108,500) for routine and special sampling to monitor water quality; (\$140,000) for groundwater, and treatment facilities discharge monitoring; (\$85,000) for SWRCB fees for oversight, reporting, and monitoring of the potable and recycled water systems; (\$26,000) for AQMD permitting fees and SB County Fire fees for the oversight, reporting, and monitoring for Hazardous Generator and Handler permits; (\$40,000) for contract services for the hauling and disposal of waste brine generated by the EWTF; (\$25,000) for the testing and repair of backflow devices; (\$20,000) for water conservation program expenditures; and (\$4,500) for professional services for various State required water related reports and documents.  
FY2025-26 Increase of \$12,300 is due to the addition of funds for the water and wastewater rate study services being moved from the Finance Department to the Public Works Department.
- Code 44010: Provides for the annual debt service interest payments for 2003 Refunding Certificates of Participation, which refunded 1993 Certificates of Participation in FY03-04. (The interest payments for WFA are also recorded here throughout the year, but then reclassified to 45000 at year-end).
- Code 45000: Provides (\$20,000) for participation in Regional Water Policy MOU joint efforts. Annual debt service interest payments for Water Facilities JPA regional facilities. The payments are first recorded in 44010 object codes and then reclassified at year-end to this code.  
FY2025-26 Decrease of \$30,000 is due to reflecting actual expenditures.
- Code 46000: Provides for Central Services allocation.
- Code 46010: Provides for Insurance allocation.
- Code 46020: Provides for Building allocation.
- Code 46030: Provides for Vehicle allocation.
- Code 46040: Provides for the application of the general City overhead.

**Public Works Department****Program: Water Services - 5207300 (Continued)****Code Explanation**

Code 46050:	Provides for application of the Public Works Department overhead.
Code 46075:	This represents the costs of the Enterprise Fund reimbursement for Government Facilities which represents public investments for which proportionate repayment should be made.
Code 46085:	This represents the cost of the Enterprise Fund reimbursements for Right of Way Maintenance which represents a variety of activities ranging from pavement management and repair to mapping, fencing, and real estate.
Code 47030:	Provides (\$20,000) for property taxes for EWTF and the Bon View Water Facility. FY2025-26                      Increase of \$12,000 is due to new property tax for the Bon View Water Facility.
Code 48000:	Provides (\$50,000) for purchase of water rights and the purchase of real property.
Code 48020:	Provides for improvements other than buildings that include recycled water service connections/conversions.
Code 48050:	Provides (\$51,300) for water meter reading system vehicle transceiver unit and HD computer, and Gateway R900 V4 Ethernet FY2025-26                      Increase of \$51,300 is due to funds moved from the Finance Department to the Public Works Department.
Code 48090:	Provides (\$81,250) for a natural gas booster engine to replace existing booster engine on Phillips Street. FY2025-26                      Increase of \$81,250 is due to the booster engine replacement being completed in FY2025-26.

**Capital and Non-Capital Projects**

N7004: Recycled Water – Provides for the purchase of recycled water.  
FY2025-26                      \$4,360,000 New Funding

NC252: Water Operational Improvements Project  
FY2025-26                      \$50,000 New Funding

WA19C: Eastside Water Treatment Phase 3 Project  
FY2025-26                      \$187,100 New Funding



**PUBLIC WORKS**  
**WATER CAPITAL PROGRAM**  
**Program: 5207310**



Obj/Prj No.	Description	FY 2022-23 Actual	FY 2023-24 Actual	FY 2024-25 Budget	FY 2024-25 Projected	FY 2025-26 Proposed
<b>Personnel Services</b>						
41000	Full-Time Salaries	184,891	218,109	272,930	330,716	399,175
41010	Part-Time Salaries	0	56,855	0	0	0
41020	Over-Time Salaries	445	1,613	0	86	0
41030	Temporary Services	1,067	0	0	0	0
41070	Employee Svcs Allocated	143,384	132,653	173,993	173,993	179,629
	<b>Subtotal</b>	<b>329,787</b>	<b>409,230</b>	<b>446,923</b>	<b>504,795</b>	<b>578,804</b>
<b>Maintenance &amp; Operations</b>						
43000	Office Supplies	419	797	1,000	620	1,000
43030	Postage	0	0	50	0	50
43040	Uniforms	327	421	500	400	500
43050	Operate Equip/Prgrm Supplies	564	498	600	400	500
43070	Software Licenses/Subscription	0	0	0	0	5,000
43200	Advertisement/ Legal Notices	0	0	200	0	200
43210	Printing & Binding	25	154	200	114	150
43310	Dues & Publications	260	955	400	1,023	1,200
43320	Training/Education/Mtgs	0	490	400	400	500
43500	City Atty Services	2,640	3,605	5,000	2,486	4,000
43640	Reimburse Capital Public Impro	836,083	224,112	0	0	0
43650	Other Contractual	1,121	8,436	10,000	0	10,000
	<b>Subtotal</b>	<b>841,439</b>	<b>239,468</b>	<b>18,350</b>	<b>5,443</b>	<b>23,100</b>
<b>Allocated Services</b>						
46000	Central Services Allocated	17,506	35,739	43,205	43,205	45,883
46010	Insurance Allocated	27,074	33,403	35,481	35,481	43,909
46020	Building Allocated	11,019	18,168	8,921	8,921	28,855
46040	General Overhead	172,434	761,073	400,000	400,000	531,121
46050	Department Overhead	35,254	351,265	120,000	120,000	212,448
	<b>Subtotal</b>	<b>263,287</b>	<b>1,199,648</b>	<b>607,607</b>	<b>607,607</b>	<b>862,216</b>



**PUBLIC WORKS**  
**WATER CAPITAL PROGRAM**  
**Program: 5207310**



Obj/Prj No.	Description	FY 2022-23 Actual	FY 2023-24 Actual	FY 2024-25 Budget	FY 2024-25 Projected	FY 2025-26 Proposed
<b>Capital and Non-Capital Projects</b>						
PK234	C.O.C.C. Demonstration Garden	0	0	161,327	0	0
R8001	San Antonio Reg Storm Drain Prjt	0	0	0	0	5,000
SD153	3 Systems Storm Drain Prjct Ross Wa	3,383	0	0	0	0
SN161	Alley/Sewer/Water Rehab Project	163	0	0	0	0
SN221	Alley Sanitation Rehab 21-22	0	0	0	0	806,000
SN231	Alley Rehab 2023	0	0	693,000	0	0
WA17B	Wlr Quadrant 1.2 Various Projects	58,465	0	0	0	0
WA183	Francis Ave - Water Line Replace	-3,724	0	0	0	0
WA19C	Eastside Water Treatment Phase 3	2,290,201	515,364	47,476	47,476	639,796
WA211	Well 11 Water Treatment Plant	1,799,292	178,655	0	31,259	0
WA212	State Street Water Treatment Prjt	1,049,933	409,960	2,000,000	4,200,427	0
WA213	Benson Reservoir 3 (1.5Mg) Proj	0	15,000	83,440	708,245	0
WA214	Well 17 Equiping Project	418,107	159,892	793,000	1,169,727	0
WA221	Water Main Line Repl-Central 5 To 6	1,139,485	787,635	0	92,961	0
WA222	Water Main Line Repl Dupont	994,018	1,035,691	0	100,957	0
WA223	Water Main Line Repl Russell Ave	38,818	69,859	0	35,680	0
WA224	Water Main Line Repl- B St Alley	80,108	109,960	0	55,252	0
WA225	Ayala Park Recycled Water Project	98,922	0	0	0	0
WA231	Well 4 & 6 Treatment Plant Project	65,639	659,986	0	7,283	0
WA233	Well 20 Bon View/Schaefer Project	0	27,530	0	0	0
WA234	Well 16 Rehab	0	0	0	50	0
WA242	Water Main Replace Phil & Walnut	0	0	850,000	136,103	0
WA253	Emrgncy Genrtr Carter St Wtf	0	0	1,277,000	0	0
WA255	Water Service Latrl Repl Hampvill	0	0	1,829,500	0	0
WA260	Watermain Replacement Central Ave	0	0	0	0	151,000
<b>Subtotal</b>		<b>8,032,810</b>	<b>3,969,532</b>	<b>7,734,743</b>	<b>6,585,420</b>	<b>1,601,796</b>
<b>Total</b>		<b>9,467,323</b>	<b>5,817,878</b>	<b>8,807,623</b>	<b>7,703,265</b>	<b>3,065,916</b>

**Public Works Department****Program: Water Capital - 5207310****Code Explanation**

Code 41000:	Provides for full-time salaries for 5% of a Director of Public Works, 10% of a Deputy Director of Public Works/City Engineer, 5% of a City Traffic Engineer, 10% of a Utilities and Engineering Operations Manager, 10% of a Water and Environmental Manager, 5% of an Assistant City Engineer, 20% of a CIP Engineering Manager, 5% of (2) Senior Civil Engineers, 5% of an Associate Civil Engineer, 60% of an Associate Engineer, 10% of (4) Associate Engineers, 5% of an Assistant Engineer, 5% of (2) Engineering Technicians, 20% of an Engineering Aide, 5% of a Senior Management Analyst, 15% of a Management Analyst, 10% of a Construction Project Coordinator, 10% of an Information Technology Analyst (GIS), 10% of a Management Aide, 5% of a Permit & Inspection Supervisor, 5% of a Permit Technician, 5% of a Public Works Lead Inspector, and 5% of (5) Public Works Inspectors. FY2025-26            Increase is due to salary allocation adjustments.
Code 41010:	Provides for part-time salaries.
Code 41020:	Provides for overtime salaries.
Code 41030:	Provides for temporary staff services.
Code 41070:	Provides for Employee allocation.
Code 43000:	Provides (\$1,000) for purchase of general office supplies.
Code 43030:	Provides (\$50) for as-needed mailing of capital project information and notifications.
Code 43040:	Provides (\$500) for uniforms for CIP staff.
Code 43050:	Provides (\$500) for the purchase of equipment and supplies. FY2025-26            Decrease of \$100 is due to reflecting actual expenditures.
Code 43070:	Provides (\$5,000) for software licenses for staff (Virtual Project Manager). FY2025-26            Increase of \$5,000 is due to the partial expense of this software moved from the Water Services program to the Water Capital program.
Code 43200:	Provides (\$200) advertising for legal notices as required.
Code 43210:	Provides (\$150) for printing and binding. FY2025-26            Decrease of \$50 is due to reflecting actual expenditures.
Code 43310:	Provides (\$1,200) for annual updates to existing water related publications, and professional dues and licenses. FY2025-26            Increase of \$800 is due to new staff member memberships and professional engineering licenses.
Code 43320:	Provides (\$500) for training, education, and meetings for CIP staff. FY2025-26            Increase of \$100 is due to the addition of new CIP staff members attending more trainings and meetings.
Code 43500:	Provides (\$4,000) for City Attorney Services. FY2025-26            Decrease of \$1,000 is due to reflecting actual expenditures.
Code 43640:	Provides for anticipated developer reimbursements of additional public improvements.

## Public Works Department

### Program: Water Capital – 5207310 (Continued)

#### Code Explanation

Code 43650: Provides (\$10,000) for other contractual not project specific.

Code 46000: Provides for Central Services allocation

Code 46010: Provides for Insurance allocation.

Code 46020: Provides for Building allocation.

Code 46040: Provides for General Overhead.

Code 46050: Provides for Department Overhead.

#### **Capital and Non-Capital Projects**

R8001: San Antonio Regional Storm Drain COOP Project  
FY2025-26 \$5,000 New Funding

SN221: Alley/Sanitation Rehabilitation FY21-22 Project  
FY2025-26 \$806,000 New Funding

WA19C: Eastside Water Treatment Phase 3 Project  
FY2025-26 \$466,978 New Funding

WA212: State Street Water Treatment Plant Project  
FY2025-26 \$2,000,000 New Funding

WA224: Water Main Replacement – B Street Alley Project  
FY2025-26 \$875,960 Decreased Funding

WA234: Phillips Reservoir 2 Demo Project  
FY2025-26 \$495,000 Decreased Funding

WA253: Emergency Power Plant Supply Study  
FY2025-26 \$777,000 Decreased Funding

WA260: Water Main Replacement – Central Avenue Project  
FY2025-26 \$151,000 New Funding



**PUBLIC WORKS  
SEWER-SANITARY  
Program: 5307320**



Obj/Prj No.	Description	FY 2022-23 Actual	FY 2023-24 Actual	FY 2024-25 Budget	FY 2024-25 Projected	FY 2025-26 Proposed
<b>Personnel Services</b>						
41000	Full-Time Salaries	240,222	304,942	429,181	356,035	383,365
41010	Part-Time Salaries	33,367	26,967	26,405	28,030	29,015
41020	Over-Time Salaries	21,453	13,428	22,000	13,000	17,000
41070	Employee Svcs Allocated	171,033	205,051	273,603	273,603	172,514
	<b>Subtotal</b>	<b>466,075</b>	<b>550,388</b>	<b>751,189</b>	<b>670,668</b>	<b>601,894</b>
<b>Maintenance &amp; Operations</b>						
43000	Office Supplies	245	331	400	300	400
43050	Operate Equip/Prgrm Supplies	23,635	31,741	33,075	31,000	33,075
43070	Software Licenses/Subscription	18,499	14,725	25,000	10,000	7,000
43200	Advertisement/ Legal Notices	0	0	350	0	350
43210	Printing & Binding	82	241	450	16	300
43310	Dues & Publications	1,579	2,292	1,700	1,700	2,500
43315	Mileage Reimbursement	0	156	0	0	0
43320	Training/Education/Mtgs	1,961	2,000	2,000	2,000	5,000
43430	Utilities Electric	3,926	28,532	6,800	4,339	6,800
43440	Telephone/I.S.P. Utilities	22	0	300	0	200
43500	City Atty Services	14,713	11,933	15,000	8,890	100,000
43510	Outside Atty Services	2,079	0	0	0	0
43580	Maint/Contract Repair Svcs	156,189	172,373	305,000	210,000	330,000
43606	Utilites Sewer	8,554,334	9,298,366	10,267,875	10,307,469	11,235,720
43640	Reimburse Capital Public Impro	400,000	500,000	0	0	0
43650	Other Contractual	0	1,844	30,000	28,405	11,000
	<b>Subtotal</b>	<b>9,177,264</b>	<b>10,064,534</b>	<b>10,687,950</b>	<b>10,604,119</b>	<b>11,732,345</b>
<b>Allocated Services</b>						
46000	Central Services Allocated	297,383	266,531	327,345	327,345	304,439
46010	Insurance Allocated	50,690	76,086	59,227	59,227	45,362
46020	Building Allocated	14,841	25,858	14,891	14,891	29,809
46030	Vehicle Allocated	112,369	148,353	177,250	177,250	231,260
46040	General Overhead	22,178	95,128	76,577	76,577	90,284
46050	Department Overhead	2,689	43,905	21,291	21,291	36,114
46075	Government Facility Alloca	116,607	116,607	116,607	116,607	116,607
46085	R.O.W. Maint Allocated	715,446	715,446	715,446	715,446	715,446
	<b>Subtotal</b>	<b>1,332,203</b>	<b>1,487,914</b>	<b>1,508,634</b>	<b>1,508,634</b>	<b>1,569,321</b>
<b>Capital and Non-Capital Projects</b>						
MS211	Sewer Master Plan FY 2021	24,567	8,434	0	0	0
	<b>Subtotal</b>	<b>24,567</b>	<b>8,434</b>	<b>0</b>	<b>0</b>	<b>0</b>
<b>Total</b>		<b>11,000,109</b>	<b>12,111,270</b>	<b>12,947,773</b>	<b>12,783,421</b>	<b>13,903,560</b>



**Public Works Department**

Program: Sewer - Sanitary - 5307320

**Code Explanation**

Code 41000:	Provides for full-time salaries for 5% of a Director of Public Works, 10% of a Deputy Director of Public Works/Services, 30% of a Public Works Services Manager, 25% of an Assistant Public Works Services Manager, 50% of a Wastewater Maintenance Lead Worker, 50% of (5) Wastewater Maintenance Workers, 3% of a Senior Management Analyst, 5% of a Management Analyst, 10% of an Information Technology Analyst (GIS), 20% of an Administrative Assistant, 20% of a Customer Service Representative II, and 10% of (2) Customer Service Representatives II. FY2025-26            Decrease is due to salary allocation adjustments.
Code 41010:	Provides for part-time salaries for 50% of a Wastewater Maintenance Worker. FY2025-26            Increase is due to merit increases.
Code 41020:	Provides for overtime salaries for unanticipated emergencies. FY2025-26            Decrease due to a decreased need for overtime.
Code 41070:	Provides for Employee allocation.
Code 43000:	Provides (\$400) for the purchase of general office supplies.
Code 43050:	Provides (\$20,500) for purchase/replacement of operating equipment, cleaning tools, manhole rings and covers, and supplies for repairs of sewer main and sewer laterals. Also provides (\$12,575) for sewer lateral ordinance expenditure increases.
Code 43070:	Provides (\$3,000) for software licenses (Spatial Wave); and (\$4,000) for yearly monitoring and software warranty of sewer equipment (SmartCover). FY2025-26            Decrease of \$18,000 due to all other software licenses moved to the Sewer Capital program.
Code 43200:	Provides (\$350) for publishing notices for formal contract bids.
Code 43210:	Provides (\$300) for the printing and binding services. FY2025-26            Decrease of \$150 is due to reflecting actual expenditures.
Code 43310:	Provides (\$2,500) for dues, subscriptions, manuals, certification renewals, & association membership renewals. FY2025-26            Increase of \$800 due to additional association memberships including American Public Works Association (APWA).
Code 43315:	Provides for mileage reimbursement.
Code 43320:	Provides (\$5,000) for specialized trainings, seminars, and attendance at meetings. FY2025-26            Increase of \$2,000 due to increased trainings for wastewater collections, CEU's, and safety meetings.
Code 43430:	Provides (\$6,800) for SCE power for San Antonio sewer lift station.
Code 43440:	Provides (\$200) for cell phone & iPad accessories utilized by the Sewer staff, and Duty phone. FY2025-26            Decrease of \$100 is due to reflecting actual expenditures.



**Public Works Department****Program: Sewer - Sanitary - 5307320 (Continued)****Code Explanation**

Code 43500:	Provides (\$100,000) for City Attorney Services. FY2025-26      Increase of \$85,000 is due to increased negotiations regarding the 50-year Sewage Service Agreement with IEUA and on-going litigation.
Code 43580:	Provides (\$160,000) for contract services for sewer maintenance televising and jetting. Also provides (\$120,000) for as-needed emergency contracted repairs and maintenance for sewer system, sewer lift stations; and (\$50,000) for raising and repairs for manhole covers, and underground service alert contract and billing.
Code 43606:	Provides (\$11,235,720) for IEUA regional contract wastewater treatment and disposal. FY2025-26      Increase of \$927,720 is due to a 9% rate increase with IEUA's agreement for equivalent dwelling unit (EDU) rate increases and increased treatment as-needed.
Code 43640:	Provides the reimbursement of Capital Public Improvements.
Code 43650:	Provides (\$5,000) for as-needed other contractual expenditures; and (\$6,000) for the water and wastewater rate study services. FY2025-26      Increase of \$6,000 is due to the funds for the water and wastewater rate study services being moved from the Finance Department to the Public Works Department.
Code 46000:	Provides for Central Services.
Code 46010:	Provides for Insurance allocation.
Code 46020:	Provides for Building allocation.
Code 46030:	Provides for Vehicle allocation.
Code 46040:	Represents the application of the General City overhead.
Code 46050:	Represents application of the Public Works Department overhead.
Code 46075:	This represents the costs of the Enterprise Fund reimbursement for Government Facilities which represents public investments for which proportionate repayment should be made.
Code 46085:	This represents the cost of the Enterprise Fund reimbursements for Right of Way Maintenance which represents a variety of activities ranging from pavement management and repair to mapping, fencing, and real estate.



**This page left intentionally blank.**



**PUBLIC WORKS**  
**SEWER-ENVIRONMENTAL ENG**  
**Program: 5307330**



Obj/Prj No.	Description	FY 2022-23 Actual	FY 2023-24 Actual	FY 2024-25 Budget	FY 2024-25 Projected	FY 2025-26 Proposed
<b>Personnel Services</b>						
41000	Full-Time Salaries	138,513	185,973	223,846	205,219	277,775
41020	Over-Time Salaries	3,839	3,542	2,500	2,500	2,500
41070	Employee Svcs Allocated	131,871	110,450	142,702	142,702	124,999
	<b>Subtotal</b>	<b>274,223</b>	<b>299,965</b>	<b>369,048</b>	<b>350,421</b>	<b>405,274</b>
<b>Maintenance &amp; Operations</b>						
43000	Office Supplies	147	0	300	200	300
43030	Postage	284	111	500	150	200
43040	Uniforms	910	224	500	480	500
43050	Operate Equip/Prgrm Supplies	532	95	500	1,795	500
43200	Advertisement/ Legal Notices	160	0	1,000	232	500
43210	Printing & Binding	122	0	500	500	500
43310	Dues & Publications	1,435	103	1,400	926	1,400
43320	Training/Education/Mtgs	1,866	827	2,500	1,150	2,500
43500	City Atty Services	0	58	2,500	58	500
43650	Other Contractual	16,235	12,147	20,000	6,200	10,000
	<b>Subtotal</b>	<b>21,691</b>	<b>13,565</b>	<b>29,700</b>	<b>11,691</b>	<b>16,900</b>
<b>Allocated Services</b>						
46000	Central Services Allocated	15,172	14,143	17,300	17,300	15,591
46010	Insurance Allocated	30,290	33,936	29,100	29,100	30,555
46020	Building Allocated	24,286	30,226	18,416	18,416	45,081
46030	Vehicle Allocated	100,262	117,121	135,541	135,541	114,345
46040	General Overhead	21,919	47,232	36,620	36,620	60,791
46050	Department Overhead	2,659	21,800	10,182	10,182	24,316
	<b>Subtotal</b>	<b>194,588</b>	<b>264,458</b>	<b>247,159</b>	<b>247,159</b>	<b>290,679</b>
	<b>Total</b>	<b>490,502</b>	<b>577,988</b>	<b>645,907</b>	<b>609,271</b>	<b>712,853</b>

## Public Works Department

### Program: Sewer - Environmental Engineering - 5307330

#### Code Explanation

Code 41000:	Provides for full-time salaries for 10% of a Deputy Director of Public Works/City Engineer, 10% of a Deputy Director of Public Works/Services, 10% of a Utilities/Engineering Operations Manager, 10% of a Water & Environmental Manager, 50% of a Project Coordinator, 50% of an Environmental Compliance Coordinator, 50% of (2) Environmental Compliance Technicians, and 10% of a Management Aide. FY2025-26            Increase is due to salary allocation adjustments.
Code 41020:	Provides for overtime as field monitoring may be required by the Regional Water Quality Control Board and IEUA, and as-needed unanticipated emergencies.
Code 41070:	Provides for Employee allocation.
Code 43000:	Provides (\$300) for the purchase of general office supplies.
Code 43030:	Provides (\$200) for postage such as cost recovery statements. FY2025-26            Decrease of \$200 due to reflecting actual expenditures.
Code 43040:	Provides (\$500) for safety equipment and uniforms for staff (i.e., gloves, ear protection gear, safety eyeglasses, disposable coveralls, etc.).
Code 43050:	Provides (\$500) for the replacement purchase of equipment; monitoring test equipment (pH strips, etc.).
Code 43060:	Provides for purchase of small computer equipment.
Code 43200:	Provides (\$500) for required legal advertising for violation notices. FY2025-26            Decrease of \$500 due to anticipation of less needed required notices.
Code 43210:	Provides (\$500) for printing costs for outreach flyers regarding proper waste disposal.
Code 43310:	Provides (\$1,400) for dues, subscriptions, manuals, certification renewals, and association membership renewals.
Code 43315:	Provides (\$200) mileage reimbursement for staff.
Code 43320:	Provides (\$2,500) for certification, specialized training, seminars, and attendance at meetings such as the CWEA and Pretreatment, Pollution Prevention and Storm Water.
Code 43500:	Provides (\$500) for City Attorney legal fees related to enforcement of permit ordinance violations and review of new regulations. FY2025-26            Decrease of \$2,000 due to reflecting actual expenditures.
Code 43650:	Provides (\$10,000) for contracting services for wastewater sampling, monitoring, and analysis. FY2025-26            Decrease of \$10,000 due to IEUA overseeing the sampling, monitoring, and analysis services.
Code 46000:	Provides for Central services.
Code 46010:	Provides for Insurance allocation.
Code 46020:	Provides for Building allocation.

**Public Works Department**

Program: Sewer - Environmental Engineering - 5307330 (Continued)

**Code Explanation**

- Code 46030: Provides for Vehicle allocation.
- Code 46040: Provides for the application of the general City overhead.
- Code 46050: Provides for the application of the Public Works Department overhead.



**This page left intentionally blank.**



**PUBLIC WORKS**  
**SEWER-CAPITAL PROGRAM**  
**Program: 5307340**



Obj/Prj No.	Description	FY 2022-23 Actual	FY 2023-24 Actual	FY 2024-25 Budget	FY 2024-25 Projected	FY 2025-26 Proposed
<b>Personnel Services</b>						
41000	Full-Time Salaries	257,181	299,682	445,661	402,494	435,755
41010	Part-Time Salaries	0	3,550	0	0	0
41020	Over-Time Salaries	1,282	2,312	0	1,953	0
41030	Temporary Services	3,202	0	0	0	0
41070	Employee Svcs Allocated	203,792	177,413	284,109	284,109	196,090
	<b>Subtotal</b>	<b>465,457</b>	<b>482,957</b>	<b>729,770</b>	<b>688,556</b>	<b>631,845</b>
<b>Maintenance &amp; Operations</b>						
43000	Office Supplies	757	638	1,000	1,000	1,000
43030	Postage	0	0	0	0	50
43050	Operate Equip/Prgm Supplies	16	872	1,000	500	500
43070	Software Licenses/Subscription	0	0	0	0	3,000
43200	Advertisement/ Legal Notices	0	0	0	0	200
43210	Printing & Binding	0	150	200	0	150
43310	Dues & Publications	0	0	0	0	800
43315	Mileage Reimbursement	60	138	0	0	0
43320	Training/Education/Mtgs	3,126	50	150	150	250
43440	Telephone/I.S.P. Utilities	0	0	400	20	100
43500	City Atty Services	2,719	881	5,000	1,456	4,000
43650	Other Contractual	0	5,180	6,000	1,727	5,000
	<b>Subtotal</b>	<b>6,678</b>	<b>7,909</b>	<b>13,750</b>	<b>4,853</b>	<b>15,050</b>
<b>Allocated Services</b>						
46000	Central Services Allocated	23,524	16,963	24,235	24,235	28,666
46010	Insurance Allocated	37,690	40,000	57,936	57,936	47,933
46020	Building Allocated	16,317	20,361	14,566	14,566	31,499
46040	General Overhead	240,670	75,346	447,863	447,863	394,777
46050	Department Overhead	29,194	34,775	124,522	124,522	157,911
	<b>Subtotal</b>	<b>347,395</b>	<b>187,445</b>	<b>669,122</b>	<b>669,122</b>	<b>660,786</b>
<b>Capital and Non-Capital Projects</b>						
R2071	3 Bridges Benson Ave Sewer 24768	344,269	64,102	0	0	0
R8001	San Antonio Reg Storm Drain Prjt	0	0	1,500,000	0	0
SW201	Preserve Sewer Lift Expan. Imprvmt	0	438	1,183,375	251,102	0
SW211	Yorba Sewer Main Replacement Proj	120,762	4,681,861	0	0	0
SW220	Sewer Rehab FY21-22 Schaefer Ave	888,046	218,428	0	58,222	0
SW250	Sewer Reline FY24-25	0	0	1,000,000	0	0
SW260	Sewer Rehab FY25-26	0	0	0	0	2,000,000
WA223	Water Main Line Repl Russell Ave	0	0	80,000	0	0
	<b>Subtotal</b>	<b>1,353,077</b>	<b>4,964,829</b>	<b>3,763,375</b>	<b>309,324</b>	<b>2,000,000</b>
	<b>Total</b>	<b>2,172,607</b>	<b>5,643,140</b>	<b>5,176,017</b>	<b>1,671,855</b>	<b>3,307,681</b>

## Public Works Department

### Program: Sewer - Capital Program - 5307340

#### Code Explanation

Code 41000:	Provides for full-time salaries for 10% of a Director of Public Works, 10% of a Deputy Director of Public Works/City Engineer, 5% of a City Traffic Engineer, 5% of an Assistant City Engineer, 20% of a CIP Engineering Manager, 25% of a Senior Civil Engineer, 5% of a Senior Civil Engineer, 5% of a Senior Civil Engineer 5% of an Associate Civil Engineer, 30% of an Associate Engineer, 25% of an Associate Engineer, 20% of an Associate Engineer, 10% of (2) Associate Engineers, 5% of an Associate Engineer, 30% of a Construction Project Coordinator, 5% of an Assistant Engineer, 5% of (2) Engineering Technicians, 15% of an Engineering Aide, 5% of a Senior Management Analyst, 15% of a Management Analyst, 10% of a GIS Analyst, 5% of a Permit & Inspection Supervisor, 5% of a Permit Technician, 5% of a Public Works Lead Inspector, and 5% of (5) Public Works Inspectors. FY2025-26            Decrease due to salary allocation adjustments.
Code 41010:	Provides for part-time salaries.
Code 41020:	Provides for overtime salaries. FY2025-26            Increase due to reflecting actual expenditures.
Code 41030:	Provides for temporary staff services.
Code 41070:	Provides for Employee allocation.
Code 43000:	Provides (\$1,000) for the purchase of general office supplies.
Code 43030:	Provides (\$50) for as-needed mailing of capital project information and notifications. FY2025-26            Increase of \$50 due to the addition of postage needed for this program.
Code 43050:	Provides (\$500) for the purchase of equipment, inspector tools, survey equipment. FY2025-26            Decrease of \$500 due to a decreased need for operating equipment and supplies.
Code 43070:	Provides (\$3,000) for software licenses for staff (Virtual Project Manager). FY2025-26            Increase of \$3,000 is due to the partial expense of this software moved to the Sewer Capital program from the Sewer Services program.
Code 43200:	Provides (\$200) advertising for legal notices as required. FY2025-26            Increase of \$200 due to a need specifically for Sewer Capital advertising legal notices.
Code 43210:	Provides (\$150) for the printing and binding of bid packages for proposed capital projects scheduled. FY2025-26            Decrease of \$50 due to reflecting actual expenditures.
Code 43310:	Provides (\$800) for professional dues and licenses for CIP staff. FY2025-26            Increase of \$800 is due to new CIP staff member memberships and professional engineering licenses.
Code 43315:	Provides for mileage reimbursement.
Code 43320:	Provides (\$250) for attendance at trainings and meetings. FY2025-26            Increase of \$100 for additional staff attendance at trainings and meetings.
Code 43440:	Provides (\$100) for cell phone accessories etc., for sewer capital staff. FY2025-26            Decrease of \$300 due to reflecting actual expenditures.



**Public Works Department****Program: Sewer - Capital Program – 5307340 (Continued)****Code Explanation**

Code 43500: Provides (\$4,000) for City Attorney Services.  
 FY2025-26 Decrease of \$1,000 is due to reflecting actual expenditures.

Code 43650: Provides (\$5,000) for as-needed other contractual services.  
 FY2025-26 Decrease of \$1,000 is due to a decreased need for other contractual services.

Code 46000: Provides for Central Services allocation.

Code 46010: Provides for Insurance allocation.

Code 46020: Provides for Building allocation.

Code 46040: Represents the application of the general City overhead.

Code 46050: Represents application of the Public Works Department overhead.

**Capital and Non-Capital Projects**

SW250: Sewer Reline FY24-25 Project  
 FY2025-26 \$1,000,000 Decreased Funding

SW260: Sewer Reline FY25-26 Project  
 FY2025-26 \$2,000,000 New Funding

WA223: Water Main Line Replacement – Russell Avenue Project  
 FY2025-26 \$80,000 Decreased Funding



**This page left intentionally blank.**



**PUBLIC WORKS  
SEWER SANITARY PRESERVE  
Program: 5317345**



Obj/Prj No.	Description	FY 2022-23 Actual	FY 2023-24 Actual	FY 2024-25 Budget	FY 2024-25 Projected	FY 2025-26 Proposed
<b>Maintenance &amp; Operations</b>						
43430	Utilities Electric	65,928	77,445	80,000	71,340	80,000
43650	Other Contractual	2,361	138,503	185,000	165,000	185,000
<b>Subtotal</b>		<b>68,289</b>	<b>215,948</b>	<b>265,000</b>	<b>236,340</b>	<b>265,000</b>
<b>Total</b>		<b>68,289</b>	<b>215,948</b>	<b>265,000</b>	<b>236,340</b>	<b>265,000</b>

## Public Works Department

Program: Sewer Sanitary Preserve - 5317345

### Code Explanation

Code 43430: Provides (\$80,000) for the cost of electricity for the Lift Station.

Code 43650: Provides (\$185,000) for other agency fees (IEUA, AQMD) that supply maintenance to City-owned lift station.



**PUBLIC WORKS  
STORM DRAIN SERVICES  
Program: 5407350**



Obj/Prj No.	Description	FY 2022-23 Actual	FY 2023-24 Actual	FY 2024-25 Budget	FY 2024-25 Projected	FY 2025-26 Proposed
<b>Personnel Services</b>						
41000	Full-Time Salaries	268,857	295,531	347,580	299,391	321,389
41010	Part-Time Salaries	22,218	16,576	25,768	19,277	29,015
41020	Over-Time Salaries	8,883	5,606	12,000	5,000	7,000
41070	Employee Svcs Allocated	188,633	165,858	221,582	221,582	144,625
	<b>Subtotal</b>	<b>488,591</b>	<b>483,571</b>	<b>606,930</b>	<b>545,250</b>	<b>502,029</b>
<b>Maintenance &amp; Operations</b>						
43000	Office Supplies	232	100	200	192	200
43050	Operate Equip/Prgrm Supplies	2,622	2,511	5,500	3,200	4,500
43230	Equipment & Misc Rental	0	0	1,000	0	1,000
43500	City Atty Services	0	0	500	0	350
43580	Maint/Contract Repair Svcs	61,000	79,315	189,000	93,550	189,000
43650	Other Contractual	26,011	18,368	29,186	24,000	32,186
	<b>Subtotal</b>	<b>89,865</b>	<b>100,294</b>	<b>225,386</b>	<b>120,942</b>	<b>227,236</b>
<b>Allocated Services</b>						
46000	Central Services Allocated	36,191	32,782	40,244	40,244	31,793
46010	Insurance Allocated	43,379	48,620	48,535	48,535	38,545
46020	Building Allocated	16,577	20,008	12,203	12,203	25,329
46030	Vehicle Allocated	100,587	132,799	124,354	124,354	117,043
46040	General Overhead	23,533	73,309	60,519	60,519	75,304
46050	Department Overhead	2,853	33,835	16,826	16,826	30,122
46075	Government Facility Alloca	17,453	17,453	17,453	17,453	17,453
46085	R.O.W. Maint Allocated	386,300	386,300	386,300	386,300	386,300
	<b>Subtotal</b>	<b>626,873</b>	<b>745,106</b>	<b>706,434</b>	<b>706,434</b>	<b>721,889</b>
<b>Capital and Non-Capital Projects</b>						
N4007	Tropical Storm Hilary	0	877	0	0	0
	<b>Subtotal</b>	<b>0</b>	<b>877</b>	<b>0</b>	<b>0</b>	<b>0</b>
<b>Total</b>		<b>1,205,329</b>	<b>1,329,848</b>	<b>1,538,750</b>	<b>1,372,626</b>	<b>1,451,154</b>

## Public Works Department

### Program: Storm Drain Services – 5407350

#### Code Explanation

Code 41000:	Provides for full-time salaries for 10% of a Director of Public Works, 10% of a Deputy Director of Public Works/Services, 20% of a Public Works Services Manager, 10% of an Assistant Public Works Services Manager, 50% of a Wastewater Maintenance Lead Worker, 50% of (5) Wastewater Maintenance Workers, 3% of a Senior Management Analyst, 5% of a Management Analyst, 10% of an Administrative Assistant, and 5% of (2) Customer Service Representatives II. FY2025-26            Decrease is due to salary allocation adjustments.
Code 41010:	Provides for part-time salaries for 50% of a Wastewater Maintenance Worker. FY2025-26            Increase is due to merit increases.
Code 41020:	Provides for overtime due to unanticipated emergencies and call outs. FY2025-26            Decrease is due to decreased need for overtime in this program.
Code 41070:	Provides for Employee allocation.
Code 43000:	Provides (\$200) for the purchase of general office supplies.
Code 43050:	Provides (\$4,500) for the purchase of tools and supplies, manholes, grates, etc. FY2025-26            Decrease of \$1,000 is due to reflecting actual expenditures.
Code 43230:	Provides (\$1,000) for as-needed rental of sump pumps or other equipment to remove standing water during emergencies.
Code 43500:	Provides (\$500) for City Attorney Services.
Code 43580:	Provides (\$189,000) for maintenance, repair and renovation of earthen channels and contracted repair and maintenance of miscellaneous storm drain equipment. Also provides for additional work in the Magnolia Channel.
Code 43650:	Provides (\$500) for annual California Department of Fish and Wildlife maintenance agreement fee for the Magnolia Channel; provides (\$28,686) for biological monitoring and reporting services for the Magnolia Channel; and (\$3,000) for the City's cost-share to the Preserve HOA for sediment cleaning and basin maintenance. FY2025-26            Increase of \$3,000 due to the addition of the City's cost-share for sediment cleaning and basin maintenance.
Code 46000:	Provides for Central Services allocation.
Code 46010:	Provides for Insurance allocation.
Code 46020:	Provides for Building allocation.
Code 46030:	Provides for Vehicle allocation.
Code 46040:	Provides for the application of the general City overhead.

**Public Works Department****Program: Storm Drain Services – 5407350 (Continued)****Code Explanation**

- Code 46050: Provides for the application of the Public Works Department overhead.
- Code 46075: This represents the costs of the Enterprise Fund reimbursement for Government Facilities which represents public investments for which proportionate repayment should be made.
- Code 46085: This represents the cost of the Enterprise Fund reimbursements for Right of Way Maintenance which represents a variety of activities ranging from pavement management and repair to mapping, fencing, and real estate.



**This page left intentionally blank.**





**PUBLIC WORKS**  
**STORM DRAIN CAPITAL PROGRAM**  
**Program: 5407360**



Obj/Prj No.	Description	FY 2022-23 Actual	FY 2023-24 Actual	FY 2024-25 Budget	FY 2024-25 Projected	FY 2025-26 Proposed
<b>Personnel Services</b>						
41000	Full-Time Salaries	246,679	279,930	427,286	395,065	425,432
41010	Part-Time Salaries	0	3,550	0	0	0
41020	Over-Time Salaries	0	524	0	0	0
41070	Employee Svcs Allocated	191,156	172,433	272,395	272,395	191,444
	<b>Subtotal</b>	<b>437,835</b>	<b>456,437</b>	<b>699,681</b>	<b>667,460</b>	<b>616,876</b>
<b>Maintenance &amp; Operations</b>						
43000	Office Supplies	0	0	150	62	150
43030	Postage	0	0	0	0	50
43070	Software Licenses/Subscription	0	0	0	0	2,000
43200	Advertisement/ Legal Notices	0	0	150	0	150
43210	Printing & Binding	54	0	150	0	150
43320	Training/Education/Mtgs	0	90	500	195	500
43500	City Atty Services	345	3,309	5,000	735	4,000
43640	Reimburse Capital Public Impro	3,200,000	1,678,914	0	0	0
	<b>Subtotal</b>	<b>3,200,399</b>	<b>1,682,313</b>	<b>5,950</b>	<b>992</b>	<b>7,000</b>
<b>Allocated Services</b>						
46000	Central Services Allocated	18,654	20,713	27,563	27,563	20,972
46010	Insurance Allocated	10,755	37,990	55,547	55,547	46,798
46020	Building Allocated	15,338	19,182	13,966	13,966	30,753
46040	General Overhead	144,937	226,983	166,497	166,497	167,531
46050	Department Overhead	17,583	104,761	46,292	46,292	67,013
	<b>Subtotal</b>	<b>207,267</b>	<b>409,629</b>	<b>309,865</b>	<b>309,865</b>	<b>333,067</b>
<b>Capital and Non-Capital Projects</b>						
MS251	Citywide Strm Drn Mstr Plan Upd	0	0	500,000	0	0
R8001	San Antonio Reg Storm Drain Prjt	17,336	23,030	0	3,784	0
SD153	3 Systems Storm Drain Prjct Ross Wa	523,674	0	0	0	0
SD200	Benson Ave Storm Drain	1,317,096	3,206	0	0	0
SD211	11Th St Chino Ave To Riverside Dr	40,044	0	0	0	0
SD222	S.D. Rehab 21-22 Philad/Monte Vista	76,408	11,410	0	15,941	0
SD223	S.D. Rehab Riverside/Yorba Cntrl	1,321,049	176,261	0	35,168	0
SD240	Euclid Ave Storm Drain Ext. Line I	0	64,417	50,000	91,330	0
SD251	Storm Drain Francis/Norton To Mv	0	0	350,000	0	0
ST232	Kimball Ave Preserve Improvements	0	819,898	0	250,898	0
	<b>Subtotal</b>	<b>3,295,607</b>	<b>1,098,222</b>	<b>900,000</b>	<b>397,121</b>	<b>0</b>
	<b>Total</b>	<b>7,141,108</b>	<b>3,646,601</b>	<b>1,915,496</b>	<b>1,375,438</b>	<b>956,943</b>

## Public Works Department

### Program: Storm Drain – Capital Program - 5407360

#### Code Explanation

Code 41000:	Provides for full-time salaries for 10% of a Director of Public Works, 10% of a Deputy Director of Public Works/City Engineer, 5% of a City Traffic Engineer, 5% of an Assistant City Engineer, 30% of a CIP Engineering Manager, 30% of a Senior Civil Engineer, 5% of a Senior Civil Engineer, 5% of an Associate Civil Engineer, 30% of (2) Associate Engineers, 15% of an Associate Engineer, 10% of (2) Associate Engineers, 5% of (2) Associate Engineers, 30% of a Construction Project Coordinator, 5% of an Assistant Engineer, 5% of (2) Engineering Technicians, 15% of an Engineering Aide, 10% of a Management Analyst, 10% of an Information Technology Analyst (GIS), 5% of a Permit & Inspection Supervisor, 5% of a Permit Technician, 5% of a Public Works Lead Inspector, and 5% of (5) Public Works Inspectors. FY2025-26                      Decrease is due to salary allocation adjustments.
Code 41010:	Provides for part-time salaries.
Code 41070:	Provides for Employee allocation.
Code 43000:	Provides (\$150) for purchase of general office supplies.
Code 43030:	Provides (\$50) for as-needed mailing of capital project information and notifications.
Code 43070:	Provides (\$2,000) for software licenses for staff (Virtual Project Manager). FY2025-26                      Increase of \$2,000 is due to the partial expense of the software added to this program to reflect accurate use.
Code 43200:	Provides (\$150) advertising for legal notices as required.
Code 43210:	Provides (\$150) for the printing and binding of proposed projects scheduled, which are partially offset by revenue received from the sale of project plans and specifications.
Code 43320:	Provides (\$500) for attendance at trainings and meetings.
Code 43500:	Provides (\$4,000) for City Attorney Services. FY2025-26                      Decrease of \$1,000 is due to reflecting actual expenditures.
Code 43640:	Provides for anticipated developer reimbursements of additional public improvements.
Code 46000:	Provides for Central Services allocation.
Code 46010:	Provides for Insurance allocation.
Code 46020:	Provides for Building allocation.
Code 46040:	Represents the application of the general City overhead.
Code 46050:	Represents application of the Public Works Department overhead.

## **Public Works Department**

Program: Storm Drain – Capital Program - 5407360 (Continued)

### **Capital and Non-Capital Projects**

SD222: Storm Drain Rehabilitation FY21-22 Philadelphia Ave/Monte Vista Ave to Marshall Ave Project  
FY2025-26           \$2,990,000 Decreased Funding

SD251: Storm Drain Rehabilitation FY24-25 Francis Ave/Norton Ave to Monte Vista Ave Project  
FY2025-26           \$350,000 Decreased Funding



**This page left intentionally blank.**



**PUBLIC WORKS  
STORM DRAIN NPDES  
Program: 5407370**



Obj/Prj No.	Description	FY 2022-23 Actual	FY 2023-24 Actual	FY 2024-25 Budget	FY 2024-25 Projected	FY 2025-26 Proposed
<b>Personnel Services</b>						
41000	Full-Time Salaries	193,937	229,434	263,579	235,110	311,655
41020	Over-Time Salaries	431	503	500	500	500
41070	Employee Svcs Allocated	170,103	146,602	168,032	168,032	140,245
	<b>Subtotal</b>	<b>364,471</b>	<b>376,539</b>	<b>432,111</b>	<b>403,642</b>	<b>452,400</b>
<b>Maintenance &amp; Operations</b>						
43000	Office Supplies	199	197	200	200	200
43030	Postage	0	29	200	0	100
43050	Operate Equip/Prgrm Supplies	596	0	500	500	500
43070	Software Licenses/Subsription	0	4,750	5,700	4,750	5,000
43210	Printing & Binding	496	500	500	500	500
43315	Mileage Reimbursement	0	16	0	0	0
43320	Training/Education/Mtgs	0	2,702	2,500	330	2,500
43440	Telephone/I.S.P. Utilities	0	0	450	26	200
43500	City Atty Services	0	230	5,000	5,000	4,000
43650	Other Contractual	153,768	217,693	350,000	250,000	310,000
	<b>Subtotal</b>	<b>155,059</b>	<b>226,117</b>	<b>365,050</b>	<b>261,306</b>	<b>323,000</b>
<b>Allocated Services</b>						
46000	Central Services Allocated	19,756	20,749	25,052	25,052	22,365
46010	Insurance Allocated	29,682	33,792	34,265	34,265	34,282
46020	Building Allocated	13,174	16,308	8,615	8,615	22,528
46040	General Overhead	28,039	73,414	56,883	56,883	120,360
46050	Department Overhead	3,400	33,884	15,816	15,816	48,144
	<b>Subtotal</b>	<b>94,051</b>	<b>178,147</b>	<b>140,631</b>	<b>140,631</b>	<b>247,679</b>
<b>Capital and Non-Capital Projects</b>						
SD231	CArch Basin Trash Capture Retrofit	0	0	130,000	50	350,000
SD260	CArch Basin Trash Capt Retrofit-2	0	0	0	0	500,000
	<b>Subtotal</b>	<b>0</b>	<b>0</b>	<b>130,000</b>	<b>50</b>	<b>850,000</b>
	<b>Total</b>	<b>613,581</b>	<b>780,803</b>	<b>1,067,792</b>	<b>805,629</b>	<b>1,873,079</b>

**Public Works Department****Program: Storm Drain NPDES – 5407370****Code Explanation**

Code 41000:	Provides for full-time salaries for 10% of a Deputy Director of Public Works/Services, 5% of a Deputy Director of Public Works/City Engineer, 10% Utilities and Engineering Operations Manager, 10% Water & Environmental Manager, 5% of an Assistant City Engineer, 5% of a Senior Civil Engineer, 5% of an Associate Civil Engineer, 5% of an Associate Engineer, 5% of an Assistant Engineer, 5% of (2) Engineering Technicians, 50% of a Project Coordinator, 50% of an Environmental Compliance Coordinator, 50% of (2) Environmental Compliance Technicians, and 10% of a Management Aide. FY2025-26 Increase is due to salary allocation adjustments.
Code 41020:	Provides for overtime for field monitoring and inspections as may be required by RWQCB and/or emergency conditions.
Code 41070:	Provides for Employee allocation.
Code 43000:	Provides (\$200) for the purchase of general office supplies.
Code 43030:	Provides (\$100) for mailing Notification of Illegal Surface Discharge and public education letters on storm water system regulations mailed to residents and businesses and WQMP inspection notifications. FY2025-26 Decrease of \$100 due to decreased need for notifications through mailings.
Code 43070:	Provides (\$5,000) for database access services for six users for organizing and storing inspection reports no longer provided by San Bernardino County Flood Control District. FY2025-26 Decrease of \$700 due to software increase being lower than anticipated for FY25-26.
Code 43050:	Provides (\$500) for operating equipment and supplies.
Code 43210:	Provides (\$500) for printing flyers for public notification of new storm drain regulations.
Code 43315:	Provides for mileage reimbursement for attending local association meetings and seminars.
Code 43320:	Provides (\$2,500) for certification fees, specialized training on the inspection of industrial facilities and construction sites as required by the NPDES permit and WQMP review implementation and QSD/QSP trainings.
Code 43440:	Provides (\$200) for cellphone and iPad accessories for the Environmental Division team. FY2025-26 Decrease of \$250 due to reflecting actual expenditures.
Code 43500:	Provides (\$4,000) for City Attorney Services. FY2025-26 Decrease of \$1,000 due to reflecting actual expenditures.
Code 43650:	Provides (\$164,286) for the City's 4.93% cost share to the San Bernardino County Flood Control District for the regional NPDES program, (\$60,000) for WQMP consultant inspection services related to stormwater quality services, and (\$85,714) for the State MS4 annual permit fees, State Sewer annual permit fees, and contractual services related to new State regulations and mandates. FY2025-26 Decrease of \$40,000 is due to anticipated City share contribution costs being lower than initially anticipated.
Code 46000:	Provides for Central Services allocation.
Code 46010:	Provides for Insurance allocation.
Code 46020:	Provides for Building allocation.

**Public Works Department**

Program: Storm Drain NPDES – 5407370 (Continued)

**Code Explanation**

Code 46040: Provides for the application of the general City overhead.

Code 46050: Provides for the application of the Public Works Department overhead.

**Capital and Non-Capital Projects**SD231: Catch Basin Trash Capture Retrofit Project  
FY2025-26 \$350,000 New FundingSD261: Catch Basin Trash Capture Retrofit – Phase 2 Project  
FY2025-26 \$500,000 New Funding



**This page left intentionally blank.**





**PUBLIC WORKS**  
**WASTE MANAGEMENT SERVICES**  
**Program: 5507380**



Obj/Prj No.	Description	FY 2022-23 Actual	FY 2023-24 Actual	FY 2024-25 Budget	FY 2024-25 Projected	FY 2025-26 Proposed
<b>Personnel Services</b>						
41000	Full-Time Salaries	230,882	240,722	220,376	196,166	200,200
41010	Part-Time Salaries	16,570	25,207	40,740	3,077	40,740
41020	Over-Time Salaries	90	791	0	0	0
41070	Employee Svcs Allocated	182,483	158,663	140,490	140,490	84,254
	<b>Subtotal</b>	<b>430,025</b>	<b>425,383</b>	<b>401,606</b>	<b>339,733</b>	<b>325,194</b>
<b>Maintenance &amp; Operations</b>						
43000	Office Supplies	251	981	5,000	804	1,000
43030	Postage	0	0	500	0	200
43040	Uniforms	113	175	200	200	200
43050	Operate Equip/Prgrm Supplies	4,975	19,125	20,000	20,000	20,000
43070	Software Licenses/Subscription	120	160	450	200	200
43200	Advertisement/ Legal Notices	18,454	12,063	15,000	13,644	15,000
43210	Printing & Binding	41	304	800	0	300
43310	Dues & Publications	455	845	860	800	1,100
43315	Mileage Reimbursement	0	0	200	0	0
43320	Training/Education/Mtgs	564	1,000	3,500	370	3,500
43500	City Atty Services	30,000	31,363	15,000	8,004	15,000
43650	Other Contractual	6,088,802	7,485,154	8,605,495	7,826,296	8,605,495
	<b>Subtotal</b>	<b>6,143,775</b>	<b>7,551,170</b>	<b>8,667,005</b>	<b>7,870,318</b>	<b>8,661,995</b>
<b>Allocated Services</b>						
46000	Central Services Allocated	229,473	220,243	267,516	267,516	225,516
46010	Insurance Allocated	38,113	51,582	33,945	33,945	25,076
46020	Building Allocated	14,192	19,799	8,616	8,616	16,660
46040	General Overhead	223,924	101,144	71,269	71,269	95,299
46050	Department Overhead	27,162	46,682	19,815	19,815	38,120
46075	Government Facility Alloca	54,530	54,530	54,530	54,530	54,530
46080	Franchise Fees	747,632	908,912	845,000	845,000	845,000
	<b>Subtotal</b>	<b>1,335,026</b>	<b>1,402,892</b>	<b>1,300,691</b>	<b>1,300,691</b>	<b>1,300,201</b>



**PUBLIC WORKS**  
**WASTE MANAGEMENT SERVICES**  
**Program: 5507380**



Obj/Prj No.	Description	FY 2022-23 Actual	FY 2023-24 Actual	FY 2024-25 Budget	FY 2024-25 Projected	FY 2025-26 Proposed
<b>Capital and Non-Capital Projects</b>						
G6220	CDBG Alley Project Fy21-22	0	120,837	0	120,837	0
G7059	C.C.P.P. 20-21	7,000	0	0	0	0
G7060	Cal Recycle Used Opp-12 State Grant	12,124	0	0	0	0
G7061	Calrecycle Used Opp-13 State Grant	0	13,281	0	13,281	0
G7062	Calrecycle Ccpp-21 State Grant	3,744	16,595	0	0	0
G7063	Calrecycle Ccpp-22 State Grant	0	21,525	0	1,662	0
G7231	Sb1383 Local Assistance Program Gra	3,000	80,595	0	41,712	0
G7232	Sb1383 Local Assistance Grant-Owr4	0	0	249,249	74,884	0
G7240	Used Oil Payment Program O.P.P. 14	0	0	0	3,118	0
G7242	Calrecycle Ccp 23-24	0	0	23,619	22,252	0
G7250	Used Oil Payment Program O.P.P.15	0	0	13,196	0	0
N4007	Tropical Storm Hilary	0	291	0	0	0
N6010	Neighborhood Clean-Up Program	3,634	5,674	17,500	0	10,000
N7003	Household Haz	127,553	153,773	230,000	10,926	250,000
N7015	W.M. Comm Outreach Program	42,139	27,372	15,600	16,718	15,600
N7017	Green Chino	27,362	26,592	25,000	12,500	47,500
SN211	Annual Citywide Alley Imp FY2021	883,959	0	0	0	0
SN221	Alley Sanitation Rehab 21-22	14,735	63,031	0	15,445	0
SN231	Alley Rehab 2023	33,705	139,689	500,000	36,767	0
	<b>Subtotal</b>	<b>1,158,955</b>	<b>669,255</b>	<b>1,074,164</b>	<b>370,102</b>	<b>323,100</b>
	<b>Total</b>	<b>9,067,781</b>	<b>10,048,700</b>	<b>11,443,466</b>	<b>9,880,844</b>	<b>10,610,490</b>

## Public Works Department

### Program: Waste Management Services - 5507380

#### Code Explanation

Code 41000:	Provides for full-time salaries for 5% of a Director of Public Works, 20% of a Contracts and DIF Administrator, 10% of a Senior Management Analyst, and 70% of a Management Aide. FY2025-26            Decrease is due to salary allocation adjustments.
Code 41010:	Provides for part-time salaries for 70% of a Management Intern.
Code 41020:	Provides for overtime salaries for outreach events.
Code 41070:	Provides for Employee allocation.
Code 43000:	Provides (\$1,000) for the purchase of general office supplies. FY2025-26            Decrease of \$4,000 is due to a decreased need for office supplies.
Code 43030:	Provides (\$200) for postage costs related to grant applications, reports, and notices. FY2025-26            Decrease of \$300 is due reflecting actual expenditures.
Code 43040:	Provides (\$200) for uniforms including safety supplies and department polos for staff members.
Code 43050:	Provides (\$20,000) for the purchase of equipment and supplies for community events, recycling programs, and outreach in waste diversion programs (Earth Day, Compost Giveaway, Community Clean-Up, and City Shredding events, etc.).
Code 43070:	Provides (\$200) for Canva subscription. FY2025-26            Decrease of \$250 is due reflecting actual expenditures.
Code 43200:	Provides (\$15,000) for legal noticing required for public hearings, advertising costs through utility billings and newspaper ads that are not covered by grant funds.
Code 43210:	Provides (\$300) for the printing of recycling guides and utility bill inserts. Also provides for staff business cards. FY2025-26            Decrease of \$500 is due reflecting actual expenditures.
Code 43310:	Provides (\$1,100) for professional membership in networking organizations such as Southern California Waste Management Forum, Municipal Management Association of Southern California, and Solid Waste Association of North America. FY2025-26            Increase of \$240 for anticipated increases in professional memberships.
Code 43315:	Provides for mileage reimbursement. FY2025-26            Decrease of \$200 is due to decreased need for mileage reimbursement.
Code 43320:	Provides (\$3,500) for training, seminars, workshops, conferences and professional memberships for staff.
Code 43500:	Provides (\$15,000) for City Attorney Services.
Code 43650:	Provides (\$8,605,495) for refuse related contract costs, recycling services and outreach programs. Also provides for ongoing SB1383 implementation services for regulatory compliance for residential and commercial customers.

## Public Works Department

### Program: Waste Management Services – 5507380 (Continued)

#### Code Explanation

Code 46000:	Provides for Central services allocation.
Code 46010:	Provides for Insurance allocation.
Code 46020:	Provides for Building allocation.
Code 46040:	Provides for General Overhead.
Code 46050:	Provides for Department Overhead.
Code 46075:	This represents the costs of the Enterprise Fund reimbursement for Government Facilities which represents public investments for which proportionate repayment should be made.
Code 46080:	Represents the Franchise Fees.

#### **Capital and Non-Capital Projects**

N6010: Neighborhood Clean-Up Program  
FY2025-26     \$10,000 New Funding

N7003: Household Hazardous Waste (HHW) Collection Facility Program  
FY2025-26     \$250,000 New Funding

N7015: W.M. Community Outreach Program  
FY2025-26     \$15,600 New Funding

N7017: Green Chino  
FY2025-26     \$47,500 New Funding



**PUBLIC WORKS  
EQUIPMENT MANAGEMENT**  
Program: 6607400



Obj/Prj No.	Description	FY 2022-23 Actual	FY 2023-24 Actual	FY 2024-25 Budget	FY 2024-25 Projected	FY 2025-26 Proposed
<b>Personnel Services</b>						
41000	Full-Time Salaries	526,759	640,139	782,524	739,877	761,448
41010	Part-Time Salaries	103,675	146,366	151,875	116,750	142,515
41020	Over-Time Salaries	72,878	60,899	67,000	45,000	67,000
41030	Temporary Services	4,979	0	0	0	0
41070	Employee Svcs Allocated	357,664	459,563	498,859	498,859	342,652
	<b>Subtotal</b>	<b>1,065,955</b>	<b>1,306,967</b>	<b>1,500,258</b>	<b>1,400,486</b>	<b>1,313,615</b>
<b>Maintenance &amp; Operations</b>						
43000	Office Supplies	1,061	1,040	1,000	1,000	1,000
43030	Postage	45	29	150	0	150
43040	Uniforms	4,946	5,217	7,500	6,882	7,500
43050	Operate Equip/Prgrm Supplies	357,320	351,534	380,000	384,000	390,000
43070	Software Licenses/Subscription	11,909	14,710	13,500	21,078	25,040
43090	Motor Fuel	830,278	829,761	945,000	800,000	900,000
43100	Oil & Lubricants	20,008	25,087	24,150	26,000	26,500
43210	Printing & Binding	0	0	100	44	100
43315	Mileage Reimbursement	0	299	0	0	0
43320	Training/Education/Mtgs	1,456	1,420	2,500	1,719	2,500
43440	Telephone/I.S.P. Utilities	50,665	51,480	57,750	53,383	57,750
43500	City Atty Services	268	179	800	800	800
43580	Maint/Contract Repair Svcs	430,072	386,573	476,550	377,347	497,750
43650	Other Contractual	439,895	444,036	525,415	520,000	525,415
	<b>Subtotal</b>	<b>2,147,923</b>	<b>2,111,365</b>	<b>2,434,415</b>	<b>2,192,253</b>	<b>2,434,505</b>
<b>Allocated Services</b>						
46000	Central Services Allocated	152,796	160,687	207,538	207,538	233,134
46010	Insurance Allocated	96,086	119,863	121,472	121,472	99,436
46020	Building Allocated	37,125	48,045	30,540	30,540	65,344
46030	Vehicle Allocated	208,229	287,340	286,092	286,092	247,904
	<b>Subtotal</b>	<b>494,236</b>	<b>615,935</b>	<b>645,642</b>	<b>645,642</b>	<b>645,818</b>
<b>Capital Outlay/Improvements</b>						
48070	Vehicles	1,056,872	1,362,647	1,523,100	453,950	2,674,050
48080	Heavy Equipment	0	0	1,196,719	647,121	578,150
48090	Other Equipment	56,188	0	2,836,336	133,000	2,791,336
	<b>Subtotal</b>	<b>1,113,060</b>	<b>1,362,647</b>	<b>5,556,155</b>	<b>1,234,071</b>	<b>6,043,536</b>
<b>Capital and Non-Capital Projects</b>						
G425A	San Berd Cnty Helicopter Grant	0	0	1,000,000	0	0
N4221	Officer Traffic (New)	56,860	3,853	0	0	0
NC221	PD Hand Held Radio Replacement Proj	181,246	205,172	213,000	7,484	0
NC222	PD Vehicle Radio Replacement Proj	203,074	157,170	160,440	0	160,440
	<b>Subtotal</b>	<b>441,180</b>	<b>366,195</b>	<b>1,373,440</b>	<b>7,484</b>	<b>160,440</b>
	<b>Total</b>	<b>5,262,354</b>	<b>5,763,109</b>	<b>11,509,910</b>	<b>5,479,936</b>	<b>10,597,914</b>

## Public Works Department

### Program: Equipment Management Fund – 6607400

#### Code Explanation

Code 41000:	Provides for full-time salaries for 10% of a Director of Public Works, 10% of a Deputy Director of Public Works/Services, 10% of a Public Works Services Manager, an Equipment Mechanic Supervisor, an Equipment Mechanic Lead, (4) Equipment Mechanics, 20% of a Senior Management Analyst, 25% of an Administrative Assistant, 20% of a Customer Service Representative II, and 5% of (2) Customer Service Representatives II. FY2025-26            Decrease is due to salary allocation adjustments.
Code 41010:	Provides for part-time salaries for (3) Equipment Mechanic Aides. FY2025-26            Decrease is due to salary allocation adjustments.
Code 41020:	Provides overtime salaries which includes call outs, stand by pay, and special events.
Code 41030:	Provides for temporary staff services.
Code 41070:	Provides for Employee allocation.
Code 43000:	Provides (\$1,000) for general office supplies.
Code 43030:	Provides (\$150) for postage.
Code 43040:	Provides (\$7,500) for the rental of uniforms, uniform cleaning services, purchase of T-shirts, hats, jacket replacements, safety vests, rain gear, gloves, eye protective glasses, work boot/shoe replacements, and other related safety equipment.
Code 43050:	Provides (\$390,000) for the purchase of new shop tools, replacement tools, mechanic tool replacement, parts and supplies, and light bar replacements. FY2025-26            Increase of \$10,000 is due to anticipated cost increases for tools, parts, and supplies, and growth of fleet.
Code 43070:	Provides (\$25,040) for software licenses including fleet management program, online repair manuals, and ShopScan annual subscription. FY2025-26            Increase of \$11,540 is due to anticipated cost increases for annual subscriptions, and electric vehicle station maintenance warranty.
Code 43090:	Provides (\$900,000) for motor fuel and natural gas for CNG vehicles. FY2025-26            Decrease of \$45,000 is due to cost of fuel being less than anticipated.
Code 43100:	Provides (\$26,500) for oil and lubricants. FY2025-26            Increase of \$2,350 is due to anticipated cost increases for oil and lubricants.
Code 43210:	Provides (\$100) for printing of vehicle and equipment specifications and business cards.
Code 43315:	Provides for mileage reimbursement.
Code 43320:	Provides (\$2,500) specialized staff training, attendance at local professional meetings and equipment shows.
Code 43440:	Provides (\$57,750) for GPS tracking airtime.
Code 43500:	Provides (\$800) for City Attorney Services.

## Public Works Department

### Program: Equipment Management Fund – 6607400 (Continued)

#### Code Explanation

- Code 43580: Provides (\$497,750) for maintenance and repair services, sublet repairs for City fleet, sublet contracts for the new replacement vehicles, sublet contract for the carry over vehicles, shop equipment repairs, communication radios, scanner repairs, vehicle washes and detailing, painting/upholstery repairs, hoist inspections & repairs, police motorcycle repairs, smog checks, and CNG fuel site repairs. Also includes the labor cost to install equipment in all new, carry-over, and transfer vehicles.  
FY2025-26 Increase of \$21,200 due to the uncertainty of vehicles that will be carried over from the previous fiscal year FY2024-25.
- Code 43650: Provides (\$525,415) for mandated hazardous waste fees for disposal of waste oil, solvents, tires and used radiator coolant, hazmat handler fees, DMV fees, class A driver training, police vehicle towing, and SB County radio communication contract.
- Code 46000: Provides for Central Services allocation.
- Code 46010: Provides for Insurance allocation.
- Code 46020: Provides for Building allocation.
- Code 46030: Provides for Vehicle allocation.
- Code 48070: Provides (\$1,233,000) for the purchase of replacement units for vehicles on the annual replacement schedule. Units on the annual replacement schedule for FY25-26 include units 170, 124, 519, 522, 557, 559, 578, 580, 593, 594 for PD; Unit 261 for Water Billing; Units 462, 463, and 464 for Public Works Water Services, and Unit 842 for Community Services. This account also provides (\$197,600) includes the police/service equipment, radio, and light bar costs for replacement vehicles; and (\$1,243,450) for Carry Over vehicles from prior fiscal years.  
FY2025-26 Increase of \$1,150,950 is due to types of vehicles scheduled for replacement on the vehicle replacement schedule and the result of Carry Over vehicles from fiscal year 2024-2025 and fiscal year 2023-2024.
- Code 48080: Provides (\$1,298,150) for the purchase of Heavy Machinery.  
FY2025-26 Increase of \$9,150 is due to Carry Over vehicles from fiscal year 2024-2025 for Unit 461 and carry over vehicles from fiscal year 2023-2024 for Units 678, 679, and 757.
- Code 48090: Provides (\$2,799,336) for the purchase of Other Equipment including Unit 4013T, Unit 843, carry over vehicles from FY2024-2025 and the carry over of the helicopter purchase. Increase in FY2025-26 is due to the carryover of the helicopter purchase from FY24-25 to FY25-26, purchase is backfilled by Law Enforcement DIF.

#### **Capital and Non-Capital Projects**

NC221: PD Handheld Radio Replacement Project  
FY2025-26 \$213,000 New Funding

NC222: PD Vehicle Radio Replacement Project  
FY2025-26 \$160,440 New Funding

G425A: Helicopter Purchase Grant  
CA Amount: \$1,000,000



**This page left intentionally blank.**





**PUBLIC WORKS**  
**EQUIPMENT MANAGEMENT ISF**  
**Program: 66074001**



Obj/Prj No.	Description	FY 2022-23 Actual	FY 2023-24 Actual	FY 2024-25 Budget	FY 2024-25 Projected	FY 2025-26 Proposed
<b>Capital and Non-Capital Projects</b>						
IE224	ISF Equip Mgmt P.D.	7,168	6,902	0	0	0
IE230	FY22-23 New Position Vehicles	100,106	31,105	0	0	0
IE232	ISF Admin Equip Mgmt	0	0	0	45,764	0
IE234	ISF P.D. Equip Mgmt	124,787	0	0	0	0
IE236	ISF D.S. Equipment Mgmt	72,574	0	0	0	0
IE237	ISF P.W. Equipment Management	36,431	0	0	0	0
IE240	FY23-24 New Positions	0	252,630	359,400	453,173	0
IE244	ISF P.D. Equip Mgmt	0	27,648	0	5,352	0
IE246	ISF D.S. Equip Mgmt	0	0	0	88,989	0
IE247	ISF P.W. Equip Mgmt	0	179,300	0	92,281	0
IE254	ISF P.D. Equip Mgmt	0	0	93,850	78,311	0
IE256	ISF Dev Svcs Equip Mgmt	0	0	46,250	36,506	0
IE257	ISF Pw Equipment Mgmt	0	0	467,100	171,748	0
IE258	ISF Comm Svcs Equipment Mgmt	0	0	153,000	131,843	0
IE260	FY25-26 New Positions	0	0	0	0	49,250
IE267	FY25-26 Pw Equip Mgmt	0	0	0	0	175,700
IE268	FY25-26 Comm Svcs Equip Mgmt	0	0	0	0	110,000
<b>Subtotal</b>		<b>341,066</b>	<b>497,585</b>	<b>1,119,600</b>	<b>1,103,967</b>	<b>334,950</b>
<b>Total</b>		<b>341,066</b>	<b>497,585</b>	<b>1,119,600</b>	<b>1,103,967</b>	<b>334,950</b>

## Public Works Department

### Subprogram: Equipment Management ISF – 66074001

#### **Request Detail for FY25-26**

IE260: FY25-26 New Positions ISF – **(\$49,250)**

- A- Pick Up Truck for Maintenance Worker

IE267: ISF Equipment Management PW FY25-26 – **(\$175,700)**

- A- Streets Division Pick Up Truck (\$87,850)
- B- Grounds Division Pick Up Truck (\$87,850)

IE268: ISF Equipment Management CS FY25-26 – **(\$110,000)**

- A- 3 Portable Generators for NAC, Senior Center, and Community Building (\$110,000)

#### **Request Detail for FY24-25**

IE254: ISF Equipment Management PD FY24-25 – **(\$15,539)**

- A- 2023/24 Interceptor Utility Package for K-9 unit

IE256: ISF Equipment Management DS FY24-25 – **(\$9,744)**

- A- Chevy Crew Cab Trucks for Building Official

IE257: ISF Equipment Management PW FY24-25 – **(\$295,352)**

- A- CCTV Camera Van
- B- 2 Cab Pick-Up Trucks for PW Grounds staff
- C- 2 Inspector Trucks for PW Inspectors
- D- Pick-Up Truck for Street Division
- E- Pick-Up Truck for Storm Drain Division

IE258: ISF Equipment Management CS FY24-25 – **(\$21,158)**

- A- 2 24/25 Ford XLT for Homeless Outreach Coordinators
- B- Full Size Extended Cab Pick Up Truck for Assistant Park and Capital Projects Manager

#### **Request Detail for FY23-24**

IE240: FY23-24 New Positions ISF – **(\$119,697)**

- A-Traffic Utility Interceptor
- B- SRO Utility Interceptor
- C- Water Division ¾ ton Pick Up Regular Cab
- D- Water Division ¾ ton Pick Up Regular Cab
- E- Sewer Dually Rear Wheel Service Body Truck Single Cab
- F- Grounds Chevy Colorado Crew Cab
- G- 2 SRO Utility Interceptor (Approved May)
- H- 2 Traffic Utility Interceptor (Approved May)

IE244: ISF Equipment Management PD FY23-24 **Completed**

- A- GPS Tracking Devices
- B- Replacement Vehicle for Criminal Investigations

IE246: ISF Equipment Management DS FY23-24 – **Completed**

- A- 2 ROW Chevy Colorado's

#### **Request Detail for FY22-23**

IE232: ISF Equipment Management Admin FY22-23 - **(\$14,236)**

- A- Ford E150 Transit Van



**This page left intentionally blank.**

# FY 2025-26

## Community Services Department Budget





**This page left intentionally blank.**



---

## COMMUNITY SERVICES, PARKS & RECREATION DEPARTMENT

---

### **Description**

The Community Services, Parks & Recreation Department provides residents with a wide range of recreational opportunities, parks, and facilities for the constructive use of leisure time. The Department also provides a unique balance of social services programs to assist individuals, youth, seniors, and families.

The Department's Recreation and Social Services programs focus on children and families with an emphasis on providing positive alternatives and directions. Services for senior citizens, youth, and teens are provided in a safe and friendly atmosphere with a balance of recreational, fitness, and social activities offered. The Healthy Chino program strives to increase healthy lifestyle options and the quality of life for all community members. Social services provided by the Department include prevention and intervention programs, case management, and counseling services.

The Department also hosts several Citywide special events for the community each year and operates the Chino Youth Museum in conjunction with the Chino Youth Museum Board of Directors and the Old Schoolhouse Museum in conjunction with the Chino Valley Historical Society.

The Parks and Facilities Division is responsible for park and facility planning and development, as well as maintaining all City facilities.

### **Department Mission Statement**

To impact lives and build a connected community.

### **Proposed Goals FY 2025-26**

The following goals directly support the City's Strategic Issues:

- Positive City Image
- Public Service Excellence Through Internal & External Partnership
- Responsible Long-Range Planning
- Financial Stability

### **Positive City Image**

*The City of Chino has much to offer its residents, businesses, and visitors. Chino prides itself on its diverse population, strong sense of community, excellent public safety programs, vibrant neighbors, expansive recreation and leisure programs, and educational opportunities from kindergarten through graduate studies. The City of Chino is a place "Where Everything Grows" – families, businesses, careers, and community pride.*

- Given the fast-paced nature of our community, the Department's marketing strategy focuses on clear and impactful communication to keep residents informed about City events, programs, and services. Social media posts will maintain high engagement and reach, directly boosting community involvement. The Chino Connection will be

---

## Community Services, Parks & Recreation Department – Goals and Accomplishments

---

revamped with a modern design to capture attention and encourage participation. The Department's website will consistently rank high in search results through strategic keyword optimization and user-friendly design.

- Continue to create and deliver inclusive, high-quality special events that celebrate the City's diverse community, foster a sense of belonging, and community pride. These events will highlight the City's strong community connections, commitment to growth and opportunity, providing memorable experiences for residents, businesses, and visitors alike, while promoting Chino as a dynamic place 'Where Everything Grows.' The Department will add a Lunar New Year event. Adding a Lunar New Year event would offer a vibrant celebration of cultural diversity, fostering community engagement and inclusivity. It would provide an opportunity for residents to experience traditional festivities, food, and performances, strengthening the City's sense of unity and cultural appreciation.

### **Public Service Excellence Through Internal & External Partnership**

*To ensure the provision of quality City services, Chino will embrace and leverage the benefits of collaboration by establishing and maintaining strong working partnerships both within the organization and with external stakeholders. This means the City will promote teamwork and collaboration efforts to reach mutual goals, build trust and confidence in City government, and educate stakeholders on government processes. Developing strong and trusting partnerships helps the City stay on track to provide services that are wanted, needed, and appropriate. These strong partnerships will also facilitate the sharing of resources, information, and expertise to improve and streamline service delivery. The City will partner with other governmental jurisdictions to coordinate projects and initiatives to resolve issues of mutual interest.*

- Continue to expand and deliver essential support services, such as case management, counseling, and social services, to address the needs of individuals and families, especially those facing homelessness in our community. This initiative will involve close collaboration with the Chino Valley Unified School District (CVUSD), County of San Bernardino, faith-based groups, various nonprofits, and Police Department's Quality-of-Life Team. Additionally, staff will support the West End Regional Navigation Center design that will provide temporary housing and a full range of support services.
- Continue to foster a strong collaboration with the Chino Valley Unified School District to provide a variety of programs and services benefiting youth in the community. These programs include counseling, case management, resource centers, intervention and prevention programming, after school programs, and programs for parents of preschool children.

### **Responsible Long-Range Planning**

*As our City grows, it will continue to maintain a focus on responsible, balanced development. The City will also ensure orderly, well-planned growth, and maintenance of existing infrastructure and facilities. The City will continue in its commitment to provide long-range planning that contributes to the quality of life for the community.*

- Actively pursue effective strategies for facility and park development and maintenance. We will explore asset management and preventative maintenance programs and standards to move towards a more proactive versus reactive approach in facility maintenance. We will set up a plan to assess City facilities to document the current conditions creating the baseline on how to appropriately schedule and address facility needs. Additionally, we will create a system to prioritize and categorize Internal Service Fund (ISF) project submittals.
- Pursue the successful integration of City ground's staff into the CSPR Department by July 1, 2026, to streamline operations enhancing efficiency.
- We will continue our partnership with Lewis Operating Corporation to design and develop the new Community Center/San Bernardino County Library and Glenn E. Duncan Park in the Preserve community. The Department will analyze staffing, operational and maintenance capacities, and costs to establish a budget for FY 26-27. We are actively coordinating design and construction of the Splash Pad. These innovative developments will enhance our community and are projected to open in late spring 2027, providing valuable recreational opportunities for all residents.

---

## Community Services, Parks & Recreation Department – Goals and Accomplishments

---

### Financial Stability

*The viability of public sector economics is subject to many external factors and funding is often uncertain. With this understanding, the City commits to maintaining and expanding a financial structure that will support the current and future needs of the community and to managing this structure with integrity and diligence that promotes public trust and confidence.*

- Actively pursue sponsorships, donations, grants, fundraising strategies, and strategic partnerships, along with innovative funding solutions, to enhance and sustain our programs at the Chino Youth Museum, as well as capital improvement projects and impactful events.
- Continue effectively integrating volunteers and interns to enhance the Department's operational capacity and community engagement. This program will strategically engage community members to assist in non-critical tasks, enhancing service delivery without compromising quality. By leveraging volunteers in appropriate areas, the goal is to reduce the need for part-time staffing through the strategic use of volunteers and interns, thereby, lowering payroll expenses. The Department will manage this initiative with integrity, ensuring that volunteer roles are well-defined and provide a positive experience for all participants.

### Accomplishments and/or Status of Adopted Goals FY 2024-25

#### Parks & Facilities

##### **Positive City Image and Long-Range Planning:**

Pursue grant opportunities to develop and improve parks and facilities:

- Development of the park expansion at Monte Vista Park. **Ongoing**

Schedule and complete Capital Improvement projects:

- Carolyn Owens Community Center Playground - Design. **Moved to FY 25/26**
- Glenn E. Duncan Splash Pad - Design. **Ongoing**
- Heritage Park Playground Replacement Project - Design. **Moved to FY 25/26**
- Liberty Park Playground Improvements Project - Design. **Moved to FY 25/26**
- Monte Vista Park Expansion - Design. **Pursuing grant opportunities**
- Playground Replacement - Villa, Shady Grove, Cypress Trails Parks - Design. **Moved to FY 25/26**
- Pumpkin Patch Accessibility Project - Design. **Cancelled**
- 9<sup>th</sup> Street Landscape Project - Construction. **Complete**
- Ayala Park Phase 1B Improvements Project - Construction. **Ongoing**
  - Softball Fields 1-4 are complete.
- Chino Rancho Park Development - Construction. **Complete**
- Carolyn Owens Community Center Demonstration Garden - Construction. **Ongoing**
  - Projected construction to be completed FY 25/26.
- Old Schoolhouse Museum Barn and Site Improvements - Construction. **Complete**
- Walnut Park Playground Improvements Project - Construction. **Ongoing**
  - Projected construction to be completed FY 25/26.
- Water Environmental Building Project - Construction. **Cancelled**

Schedule and complete Internal Service Fund projects:

- 7th Street Theater Lobby and Auditorium Carpet Replacement. **Complete**
- Ayala Park Operations Center New Batting Cages Equipment. **Ongoing**
  - Projected construction to be completed FY 25/26.
- Ayala Park Trash Enclosure Painting Project. **Completed**
- Ayala Park Operations Center Furniture Replacement Project. **Cancelled**
- Ayala Park Electrical Panel Improvements. **Ongoing**
  - Projected construction to be completed FY 25/26.



---

## Community Services, Parks & Recreation Department – Goals and Accomplishments

---

- Carolyn Owens Community Center Exterior Sign Installation. **Complete**
- Carolyn Owens Community Center Task Chair Replacement. **Complete**
- Chino Branch Library Exterior Painting Project. **Complete**
- City Hall Exterior Fountain Improvements.
  - Moved to Public Works Department
- City Hall Server Room - Uninterrupted Power Supply (UPS) Battery Replacement. **Complete**
- Community Building, Senior Center, and Neighborhood Activity Center Transfer Switches. **Ongoing**
- Library HVAC Control Upgrades. **Complete**
- Monte Vista Park Recreation Center Exterior Painting Project. **Complete**
- Monte Vista Park Roof Replacement. **Complete**
- NAC Exterior Repairs. **Cancelled**
- NAC Interior Upgrades. **Ongoing**
  - Boxing Gym Flooring Replacement was completed.
- Park Pavilion Sign Holders. **Complete**
- Police Department Evidence Refrigerator and Freezer Replacement. **Complete**
- Police Department Interior LED Lighting Conversion Project. **Complete**
- Police Department Mechanical Room Washer and Dryer Installation. **Complete**
- Public Works Fixed Generator. **Ongoing**
- Walnut Park Restroom Interior Improvements. **Ongoing**
  - Projected construction to be completed FY 25/26.

Maintain all City facilities at an exceptional level:

- Supervise cleaning contract and update scope of work as needed. **Ongoing**
- Complete all service requests in a timely manner.
  - Accomplish 90% of service requests within ten working days. In most instances where this is not accomplished, is when the work must be outsourced to a contractor or parts had to be ordered to make the repair.
- Develop a facilities maintenance and replacement program. **Ongoing**

### **Social Service Programs**

With the continued state and local jurisdictions showing loss of employment and housing, there continues to be an increase in unsheltered populations and mental health needs. The Community Services, Parks & Recreation (CSPR) Department will continue to follow a multipronged approach to address these issues.

### **Positive City Image, Superior Customer Service, and Public Service Excellence through internal and external partnerships:**

- Continue to develop and deliver supportive services to meet the needs of homeless individuals and families.
  - The Homeless Outreach team has provided 580 total units of service through January, with an expectation of providing 1,248 units of service by the end of the fiscal year.
- The CSPR Homeless Outreach Coordinators will identify unsheltered individuals within the community in conjunction with the Police Department's Quality-of-Life Team, County of San Bernardino, Faith-Based Community, and other non-profit organizations.
  - The Homeless Outreach Team, in partnership with the Quality-of-Life Team, has served 130 unduplicated clients as of January and expects to serve a total of 200 unduplicated clients by the end of the fiscal year.
- Continue to connect unsheltered population with appropriate services to reduce homelessness.
  - As of February, the Homeless Outreach Team has 29 street exits. The team expects to secure 40 street exits at fiscal year-end.
- Conduct Point-in-Time Count in conjunction with the County of San Bernardino.
  - There were 31 individuals identified as homeless at the Point-in-Time Count on January 23, 2025 a 29% decrease compared to last year.
- The City's Housing Division will continue to make available Affordable Housing funds to assist families with rental assistance, security deposits, motel vouchers, and utility assistance to avoid homelessness.

---

## Community Services, Parks & Recreation Department – Goals and Accomplishments

---

- As of February, provided rental assistance to 20 clients, utility assistance to 25, and 3 with emergency motel stays. The program is expected to support 30 clients with rental support, 35 with utility support, and 6 with motel assistance for the fiscal year.
- The Homeless Task Force will continue to discuss options to better support our homeless population by seeking resources and services that will be essential when the City's transitional housing facility is completed. This would allow those families and individuals experiencing little to no income to have a place to stay and receive wraparound social services assistance to strengthen their resources to transition to permanent housing. Once the facility is established, the Homeless Task Force will collaborate with the Faith-Based Collaborative and local non-profit organizations for additional support.
  - Continue working with Development Services Department as they have applied for Permanent Local Housing Allocation (PLHA) funds for long-term rental assistance and a down payment assistance program. Funds to be awarded in July 2025.

### **Provide Counseling Services for the Chino Valley Unified School District and Chino community:**

- Recruit additional graduate school volunteer counselors to meet the demand for services.
  - Fifteen volunteer counselors were recruited to meet the demand for services.
- Continue to provide telehealth services as needed.
  - 900 telehealth units of service were provided.
- Continue in-person school site counseling.
  - Counselors provided Chino Valley Unified School District students with 6,000 units of service as of January 2025. Counselors will provide 8,300 units of service by the end of the fiscal year.
- Continue to offer Court-Mandated Domestic Violence classes. Recruit an additional Group Facilitator to meet the demand for services.
  - As of January 2025, 811 units of service were provided. Approximately, 1,453 units of service will be provided by the end of the fiscal year.
- Offer group counseling in collaboration with other CSPR programs as needed.
  - A Grief Support Group is scheduled to begin in March 2025.
- Continue to support After School programs staff and participants by scheduling a Counselor available during the after-school hours to conduct participant observations, provide direction to the After School staff when behavior issues arise with students, and attend parent meetings as needed.
  - Counselor II continues supporting SOAR and High Five After School programs.

### **Provide supportive services to meet the needs of senior citizens:**

- Continue to provide Case Management services to assess and coordinate existing resources to address individual needs.
  - As of February 2025, 226 unduplicated seniors have been assisted with a total of 784 units of service. Projecting a total of 1,344 units of service for the end of the fiscal year.
- Partner with other social service agencies to continue to provide Lunch & Learn education to provide resources to the seniors.
  - A total of 20 Lunch & Learn educational sessions will be provided by the end of the fiscal year. New agencies this year include Sodexo, Alzheimer's Association, Loma Linda Hospital, Albertson's, Inland Caregiver's Resource Center, American Red Cross, and California Alliance for Retired Americans.
- Continue to partner with Feeding America to provide monthly food commodity distributions.
  - The number of participants each month has increased by 15%, averaging 200 boxes a month.
- Coordinate the Annual Senior Health Fair and increase booth vendor participation by four.
  - Vendor participation increased from 29 to 31 vendors.
- Continue to provide a grief support group through Human Services.
  - A Grief Support Group is scheduled to begin in March 2025.

### **Recreation Programs**

#### **Superior Customer Service and Responsible Long-Range Planning:**

---

## Community Services, Parks & Recreation Department – Goals and Accomplishments

---

Enhance existing Recreation programs and implement new programs for all segments of the community:

- Continue to implement new teen activities and field trips in cooperation with the Teen Advisory Committee.
  - The Teen Center offered the "Spooky Night" event that included pumpkin carving, Halloween movies, and sweet treats that attracted 50 teens to the event. A teen field trip was offered to the Mission Inn Festival of Lights, but due to low registration, it was cancelled. A beach trip is scheduled for late spring.
- Continue to provide homework help for elementary through high school students.
  - The CDBG-CV3-CARES Act funds were no longer available to support homework assistance at a community center.
  - SOAR, RAAP, and High Five After School Programs staff provided this service.
- Conduct three events that attract the Ramona After School Achievement Program (RAAP) students to the Teen Center.
  - Eighteen RAAP participants attended the Teen Center for the Spooky Night event on October 25, 2024; and 17 participated at the Great American Smokeout on November 21, 2024.
- Evaluate the Tiny Tots program to determine if the enhancements to the curriculum increased participation numbers and/or if additional changes are needed.
  - Participation numbers have remained consistent at 97% per session.
- Add three new Recreation contract classes in line with health trends and community input.
  - Four new classes were added, Yoga for All, Chess Wizards, Spanish and Clay.
  - Yoga for All had a total of 19 participants enrolled.
  - Chess Wizards, Spanish and Clay classes are scheduled to begin in late spring 2025.
- Add two new Senior Center classes in line with health trends and senior participant input.
  - Three new classes were added, Chair Zumba, Free Computer Classes, and Movement with Music and Art.
  - Chair Zumba had a total of 101 participants.
  - Free computer classes had a total of 36 participants.
  - Movement with Music and Art is scheduled to start in the spring 2025.

### Financial Stability:

Pursue revenue enhancing opportunities to offset the costs associated with providing community programs:

- Seek and apply for grants to support/fund programming.
  - Continue to work with Blais & Associates to search for grant opportunities.
  - Chino Youth Museum partnered with Green Chino to apply for Water Exhibit and Farm Kitchen Recycling Exhibit Renovation Grant funds through IEUA; \$7,180 was awarded for repairs to the rain wall and the installation of cane detectors were completed in October 2024. Currently securing additional funding to repair the Aqua TV Mirrors for \$38,760.
- Implement pricing strategies to maximize program revenue.
  - Conducted a fee study of cities within San Bernadino County during the fall of 2024, to compare class/program, facilities rental, and vendor fees. Based on the research staff have recommended increases to several Department fees.
  - The Chino Youth Museum launched a 3-tier Groupon campaign.
- Establish an annual timeline to engage local businesses with Give to Chino First Sponsorship opportunities.
  - Working on developing a new sponsorship program.
- Solidify at least two annual sponsor partnerships.
  - Watson Land Company donates \$10,000 annually to Special Events and Healthy Chino. In N Out has sponsored \$3,000 towards Tree Lighting Santa's Workshop, Chino Youth Christmas Parade and Fair, and CHINO Days. All Pro has sponsored \$6,500 towards Chilly Chino, CHINO Days, and Chino Summer Nights.

### Superior Customer Service and Financial Stability:

Continue ongoing evaluation of program performance and use assessment report to improve services and programs:

- Evaluate the customer feedback system through program evaluations/surveys utilizing ActiveNet for reliability.

---

## Community Services, Parks & Recreation Department – Goals and Accomplishments

---

- Surveys for contract classes have been created. The first set of surveys were distributed in February 2025 to gain helpful insight from participants.
  - Administered bi-annual administrative evaluations of programs and facilitator summaries to help improve and enhance Human Services programs with CVUSD and Chino Hills.
- Incorporate program lifecycle element into program evaluation process to determine status of activity or class.
  - Staff continues to see which classes gained traction and have weighed alternatives to classes that have shown a decline in registration. Staff have been proactive in seeking new classes with positive trends if a class appears to be losing interest.
- Implement financial performance measures to improve levels of cost recovery.
  - Continue to research best practices to measure performance.
  - Proactively modify the minimum number of participants to ensure costs are covered.

### Positive City Image and Exemplary Customer Service:

Develop a comprehensive and integrated marketing plan for programs and services:

- Continue to utilize social media, e-mail, website, ActiveNet e-blast, and traditional methods to promote programs and services.
  - Social media and website update requests are submitted for every Citywide and Community Services, Parks & Recreation program. ActiveNet e-blasts are sent out for programs such as Hike the Valley, Discovery Workshops, and Garden Workshops, contract classes, Senior Center programming, Youth and Adult Sports, Teen Field Trips, Seasonal Camps, and Teen Advisory Committee service projects.
  - The Chino Youth Museum averages ten social media posts, reels, and stories monthly. The Museum website is updated as needed and the monthly newsletter goes out to the public for every special event, program, activity, party, and tour. ActiveNet e-blasts are sent out for Museum programs, such as Letter Learners, Tunes & Tales, Bingo, and 5K Fundraisers, and First Friday CYM Labs. In November 2024, a new collaboration with CSPR social media and the Museum started: CYM is sharing content for CSPR to post and vice versa.
- Continue to meet with social media team members regularly to increase content collection and program exposure on social media.
  - The social media team was discontinued, the Department pivoted to build a robust social media request process with built-in checks from the team. This new process has aided in the promotion of programs on social media.
- Continue to use analytics to adapt to social media algorithms and trends.
  - Analytical data is drawn to create high-quality, impactful social media posts that align with current trends. Posts regularly have several thousand views and successfully promote programs to the public due to their usage of analytics and current trends.
- Implement use of alternative social media platforms, such as TikTok, to increase program exposure to a wider audience.
  - The use of TikTok was not moved forward as the app faces an uncertain future. The Federal Government shut down the app in January, and it is unknown if it will continue to be shut down.
- Develop introductory short form videos for programs to utilize on social media and webpages.
  - Short-form videos are regularly created for events, classes, and program highlights and to feature the Connection. These videos draw high numbers of reach and engagement, leading to increased interest in the offerings of CSPR. The videos are made in collaboration with staff to ensure that messaging is aligned, and the most accurate, up-to-date information is released.
- Implement regularly scheduled social media content provided by youth groups, such as the Teen Advisory Committee and Teen Opportunity Program.
  - The Teen Advisory Committee has developed content to promote their Halloween clothing drive, which was successful. TAC also collaborates with the social media team to create content to promote the Teen Advisory Committee program. Members of the Teen Opportunity Program have been photographed at events and will be featured as volunteers on social media postings in the future.
- Continue to implement strategies to drive traffic to ActiveNet for program information and registration using QR Codes, and hyperlinks in the web version of the Chino Connection.

---

## Community Services, Parks & Recreation Department – Goals and Accomplishments

---

- QR codes have been adopted in all recreation classes, Healthy Chino Workshops, and special event flyers. Participants can scan the QR code; the link will direct them to the ActiveNet registration page.
- Hyperlinks have been added to the Chino Connection web version, which directs the public to the ActiveNet page for class registration.
- The Chino Youth Museum uses QR codes and URL links for marketing materials, website, ActiveNet email blasts, and social media for their fundraisers, events, and various programs or activities.
- Continue to drive traffic to the web version of the Chino Connection for program registration.
  - The web version of the Chino Connection has received over 10,000 views and is on track to continue to experience high traffic. This is the direct result of targeted social media campaigns encouraging community members to view the Connection online. The online version is also advertised in the Chino Champion and through the outreach team at City events.
- Develop and implement online submission for Armed Forces Banner applications and to report missing or damaged banners.
  - A program is being developed to allow for online submission of banner applications and to report damaged or missing banners.
- Develop and implement interactive map of Armed Forces Banners on the City website.
  - An interactive map is being developed with plans of being available online by the end of the fiscal year.

### **Superior Customer Service and Financial Stability:**

Continue assisting the Chino Youth Museum Board in applying for grants, enhance fundraising opportunities, and secure corporate sponsorships.

- The Chino Youth Museum Board created a Fundraising sub-committee in July 2024 and has not secured corporate sponsors at this time.
- The DairyAire Birthday 5K and Fun Run saw a 36.5% fundraising increase over last year, an increase of \$8,716. Runner registration increased by 44%.
- One new ongoing business sponsor secured this year, 1<sup>st</sup> Choice Backflow, LLC. The business sponsored \$500 for events.
- Street Sign fundraising for the Chino Youth Museum has raised \$6,430 through March 1, 2025. Street Signs will be available to purchase at the CHINO Days event scheduled on April 5 & 6, 2025. It is projected to raise a total of \$15,000 by end of the fiscal year.

### **Public Service Excellence Through Internal and External Partnerships and Superior Customer Service:**

Increase the number of volunteers supporting CSPR programs:

- Expand the visibility of the volunteer program and find ways to reduce staffing costs by utilizing volunteers.
  - Volunteer recruitment has occurred at all City events, and volunteers are utilized for Human Services, youth sports coaching, and citywide special events. CYM increased the number of Board Members from 10 to 13. They become part of the City's volunteer program and donate hours served to the Museum.
- Create three new ways to recruit volunteers.
  - A total of 64 volunteers were recruited through Stanbridge University.
  - Volunteer connections have been strengthened with the TOP and TAC programs, increasing the participation of teen volunteers by three per event.
  - Volunteer opportunities have been promoted at outreach events, Student Government Day, and at the Youth Entrepreneur meeting.
- Celebrate volunteerism and accomplishments within the community through two new platforms.
  - A "Thank You Card" emailed to all volunteers, which included photos of volunteers and statistics on how volunteering has positively impacted the City.
  - Three Volunteer Appreciation posts are scheduled through CSPR and City social media accounts in April 2025 celebrating National Volunteer Month.
  - "Thank you to our Volunteers" will be posted on the Reader Board at Ayala Park during Volunteer Appreciation Month.
- Increase volunteer opportunities by four.
  - Added Inclusion Community Celebration and two Community Clean Up Days.



---

## Community Services, Parks & Recreation Department – Goals and Accomplishments

---

- Continue to update the volunteer handbook as needed.
  - No revisions were needed at this time.
- Attend four non-City events/schools to conduct volunteer outreach.
  - Volunteer outreach occurred at the following non-City events/schools: Parkhouse Fall and Spring Festivals, Earth Day Celebration, and Chaffey College Grad Fair.

### **Accomplishments and/or Status of Adopted Goals for FY 2023-24**

#### **Parks & Facilities**

##### **Positive City Image and Long-Range Planning:**

Pursue grant opportunities to develop and improve parks and facilities:

- Development of the park expansion at Monte Vista Park - On-going.

##### **Schedule and complete Capital Improvement and Internal Service Fund projects:**

- Ayala Park Operations Center Batting Cages Equipment Replacement Project - **On-going.**
- Ayala Park Improvements project, Phase 1B - Accessibility, Softball Fields 1-4, and Multi-Use Trail Accessibility Improvements - **On-going.**
- Carolyn Owens Community Center Demonstration Garden - **On-going.**
- Chino Rancho Park Development - **On-going.**
- Citywide Park Pavilion Sign Holders - **On-going.**
- City Hall Interior Improvements Project - **On-going.**
- Former Fire Station No. 61 Landscaping Project - **On-going.**
- Heritage Park Playground Replacement Project - **On-going.**
- Liberty Park Playground Improvements - **On-going.**
- Neighborhood Activity Center, Senior Center, and Community Building Transfer Switch Installation Project - **On-going.**
- Old Schoolhouse Museum Improvements - **On-going.**
- Police Department Exterior Evidence Metal Shelving - **On-going.**
- Public Works Services Center Fixed Generator Installation Project - **On-going.**
- Walnut Park Improvements - **On-going.**
- 7th Street Theater Roof Replacement - **Complete.**
- 7th Street Theater Heating Ventilation and Air Conditioning (HVAC) Replacement - **Complete.**
- City Hall South Roof Restoration Project - **Completed.**
- Community Garden Irrigation & Turf Replacement - **Complete.**
- Gray Building Restroom Improvements - **Complete.**
- Police Department Uninterrupted Power Supply (UPS) Battery Replacement - **Complete.**
- Police Department Energy Management System (EMS) Software Upgrades - **Complete.**
- Police Department Evidence Refrigerator and Freezer Replacement - **Complete.**
- Police Department Records and Evidence Staff Chair Replacement - **Complete.**
- Police Department Interior LED Lighting Conversion Project - **Complete.**
- Police Department Acoustical Panel Installation - **Complete.**
- Public Works HHW Facility Shade Canopy - **Complete.**
- Senior Center Exterior Paint & Repairs - **Complete.**
- Senior Center Heating Ventilation and Air Conditioning (HVAC) Kitchen Replacement - **Complete.**
- Senior Center Furniture Replacement - **Complete.**
- Civic Center Accessibility Improvements - **Assigned to PW.**
- Senior Center and Library Exterior Accessibility Improvements - **Assigned to PW.**
- Citywide Trails Master Plan - **Project was cancelled.**
- Old Schoolhouse Museum Jail Relocation Project - **Project was cancelled.**

## Community Services, Parks & Recreation Department – Goals and Accomplishments

### Assigned to FY 2024-25:

- Chino Branch Library Heating Ventilation and Air Conditioning (HVAC) Automation Control Upgrades
- Neighborhood Activity Center Scoreboard Installation
- Neighborhood Activity Center Storage Closet Conversion Project
- Neighborhood Activity Center Kitchen Counter Replacement Project
- Neighborhood Activity Center Furniture Replacement Project
- Neighborhood Activity Center Flooring Replacement Project
- Teen Center Roof Replacement

### Maintain all City facilities at an exceptional level:

- Supervise cleaning contract and update scope of work as needed.
  - Staff maintains constant contact and performs monthly walks with our janitorial service to hold them accountable for the terms that have been detailed in their contract with the City.
- Complete all service requests in a timely manner.
  - Maintenance staff has ten working days to complete a service request once it has been assigned to them and they are able to accomplish this over 90% of the time. In most instances where this is not accomplished, is when the work must be outsourced to a contractor or parts had to be ordered to make the repair.
- Develop a facilities maintenance and replacement program.
  - Staff has implemented preventative maintenance services for the City's heating and cooling systems, automated doors and gates, and fire protection systems just to name a few. Staff will continue to pursue similar services where applicable.

### Social Service Programs

Due to the COVID-19 pandemic, state and local jurisdictions witnessed an increase in unsheltered populations. Not only are those individuals now suffering from a loss of employment and housing, but many exhibit some form of mental illness and/or an addiction to drugs and/or alcohol. The Community Services, Parks & Recreation (CSPR) Department will continue to follow a multipronged approach to address these issues.

### **Positive City Image, Superior Customer Service, and Public Service Excellence Through Internal and External Partnerships:**

Develop and deliver supportive services to meet the needs of homeless individuals and families:

- The new CSPR Homeless Outreach Coordinators will identify unsheltered individuals within the community in conjunction with the Police Department's Quality-of-Life Team, County of San Bernardino, Faith-Based Community, and other non-profit organizations.
  - Homeless Outreach Coordinator has fully integrated into the Quality-of-Life Team, providing case management services to all unhoused clients. Attends West End Steering Committee Meeting and West Valley Regional CES Working Group to discuss resources, identify clients, and build relationships with providers.

July 2023-June 2024	
Clients	Statistics
Individual Females	61
Females (visited more than once)	56
Individual Males	96
Males (visited more than once)	157
Family	7
Family (visited more than once)	2
Refused Assistance	162
Service Contacts	1,248
Clients Exited the Streets	46
Clients Returned to the Streets	5

---

## Community Services, Parks & Recreation Department – Goals and Accomplishments

---

- Connect unsheltered population with appropriate services to reduce homelessness.
  - The Homeless Outreach Task Force coordinated 46 street exits.
- Conduct Point-in-Time Count in conjunction with the County of San Bernardino.
  - Forty-three unsheltered individuals completed the Point-in-Time survey in January 2024.
- In collaboration with the City's Housing Division, the Department will continue to make available Affordable Housing funds to assist families with rental assistance, security deposits, motel vouchers, and utility assistance to avoid homelessness.
  - Provided utility assistance to 51 families/individuals through the City's Housing Division.
  - Provided rental assistance to 23 families/individuals through the City's Housing Division.
- The Homeless Task Force will continue to discuss options to better support our homeless population by seeking resources and services that will be essential when the City's transitional housing facility is completed.

### **Provide Counseling Services for the Chino Valley Unified School District (CVUSD) and Chino community:**

- Recruit additional graduate school volunteer Counselors to meet the demand for services.
  - Fifteen volunteer counselors were recruited at the end of the year to meet the demands for services.
- Continue to provide telehealth services as needed.
  - Nine unduplicated clients were seen via telehealth services.
- Continue in-person school site counseling.
  - Services were provided to 748 unduplicated clients for 8,245 service contacts.
- Continue to offer Court-Mandated Domestic Violence classes. Recruit an additional Group Facilitator to lead the classes to meet the demand for services.
  - A new Facilitator was hired in June 2023, to support with facilitating the program.
  - Services were provided to 89 participants for 1,662 service contacts.
- Offer group counseling in collaboration with other CSPR programs as needed.
  - Counseling groups were offered at the Teen and Senior Centers during the fall and spring.
- Recruit a dedicated Counselor to support After School program staff and participants during after-school hours to conduct participant observations, provide direction to After School staff when behavior issues arise with students, and attend parent meetings as needed. The SOAR Counselor is reimbursed by the SOAR grant through CVUSD.
  - Counselor II continues supporting SOAR and High Five After School programs.

### **Provide supportive services to meet the needs of senior citizens:**

- Provide Case Management services to assess and coordinate existing resources to address individual needs.
  - The full-time bilingual Senior Center Case Manager helped 337 unduplicated seniors with 1,767 service contacts.
  - The Case Manager connected seniors to the following programs: homebound lunch program, interpretation of social services documentation, completion and follow up on Medicare, Social Security, CalFresh, and unemployment applications. Assisted seniors in need with food and clothing banks. Also, processed utility and rental assistance applications.
  - Continued to partner with San Bernardino County Omnitrans-Measure I grant to expand the GET S.M.A.R.T. Transportation program. This program provides transportation trips to doctor appointments, grocery shopping, pharmacy, case management services, and post office. A total of 4,869 trips were provided to 208 unduplicated participants.
  - Health Insurance Counseling and Advocacy Program (HICAP) continued to meet with seniors at the Center to provide free, one-on-one counseling, education, and assistance on Medicare and long-term care insurance. A total of 16 participants met with an advisor.
  - Department of Aging and Adult Services meet at the Center once a month to assist seniors with social services referrals, public benefit applications, bus passes, and Senior Farmers Market vouchers. A total of 572 participants met with an advisor.
- Continue to partner with Feeding America to provide monthly food commodity distributions.
  - Distributed 2,108 food boxes to eligible senior participants monthly.
- Coordinate the 2nd Annual Senior Health Fair and increase booth vendor participation by three.



---

## Community Services, Parks & Recreation Department – Goals and Accomplishments

---

- Increased vendor participation from 19 to 29 vendors, who provided information on health and wellness benefits and programs to senior participants.
- Provide a grief support group through Human Services.
  - Human Services offered a new grief support group with 10 participants enrolled during the fall and spring seasons.
  - West End Counseling Services provided a support group with 78 participants.
- Partner with Inland Empire Therapy Dogs to provide an emotional support dog group.
  - Began the program in February 2024. Program was offered for four months, and unfortunately, had poor participation. The program was discontinued after the fourth month.
- Partner with Chino Police Department to conduct a safety training for seniors.
  - Chino Police Department offered the Senior Citizens Academy for six-weeks. There were 15 participants enrolled in the program.
  - Chino Police Department offered the “Listos” disaster preparedness training to seniors. The four-session class was provided in Spanish to 12 participants, who learned about preparing for disasters and emergencies.

### **Recreation Programs**

#### **Superior Customer Service and Responsible Long-Range Planning:**

Enhance existing recreation programs and implement new programs for all segments of the community:

- Continue to implement new teen programming in cooperation with the Teen Advisory Committee.
  - Music Changing Lives, a nonprofit organization, worked with the Teen Advisory Committee to complete a cultural arts mobile mural project.
- Continue to provide homework help for elementary through high school students.
  - Through the CBDG-CV3-CARES Act funds, the program provided 105 students homework help for a total of 642 service contacts.
- Coordinate two events at the Teen Center to attract the Ramona After School Achievement Program (RAAP) students to the Center.
  - The two events were the Great American Smokeout and an end-of-year-themed gathering at the Teen Center that included food and activities.
- Reimagine the Senior Door Décor & More class to increase enrollment by utilizing innovative ways to bring creativity to the class and increase enrollment by 25%.
  - The program met its goal of a 25% increase in enrollment from 110 participants to 137 participants.
- Enhance the Tiny Tots program by introducing technology as part of the curriculum.
  - Began using the Smartboard in November 2023 to introduce technology. The Smartboard enhanced the curriculum through interactive story times and sing alongs.
- Continue to implement afternoon Tiny Tots enrichment classes.
  - Creative Explorers offered 12 themed classes totaling 149 participants.
- Add three new Recreation contract classes in line with health trends and community input.
  - There were three new recreation classes added, which were Cheer, CaliKids Clubhouse, and Meditation with a total of 66 participants.
  - CaliKids Clubhouse offered six classes with a total of 28 participants.
  - Cheer offered four classes with a total of 34 participants enrolled.
  - Meditation offered two classes with four participants enrolled.

#### **Financial Stability:**

Pursue revenue enhancing opportunities to offset the costs associated with providing community programs:

- Seek and apply for grants to support/fund programming.
  - Continued to work with Blais & Associates to search for grant opportunities.
  - Grant funding through the CVUSD ELOP grant, provided reimbursement for participants and operation of the High Five After School program and Sunrise Kids Before School program.

---

## Community Services, Parks & Recreation Department – Goals and Accomplishments

---

- Research pricing strategies to maximize program revenue.
  - Conducted a fee study of cities within San Bernardino County during the summer of 2023, to compare class/program, facility rental, and vendor fees. Based on the research, we continue to be competitive amongst neighboring cities and recreation organizations.
- Establish an annual timeline to engage local businesses with Give to Chino First Sponsorship opportunities.
  - Staff continues to explore sponsorship opportunities and update the Give to Chino First Sponsorship campaign.
- Solidify at least three annual sponsor partnerships.
  - The Department has established three annual sponsorships from Waste Management, Watson Land Company, and Transtech.

### **Superior Customer Service and Financial Stability:**

Continue ongoing evaluation of program performance and use assessment report to improve services and programs:

- Implement a customer feedback system through program evaluations/surveys utilizing ActiveNet. Develop a program lifecycle element into program evaluation process to determine status of activity or class.
  - Created QR Code surveys through ActiveNet and used e-blast to conduct class evaluations. Used Questionpro.com for youth sports surveys. Results: 2023 Youth Basketball Summer League Survey - 527 participants received the survey, 131 viewed the survey, and 71 responded. 2023 Youth Flag Football League Survey - 133 of participants received the survey, 64 viewed the survey, and 37 responded. 2024 Youth Basketball Winter League Survey - 517 of emails received the survey, 109 viewed the survey, 53 responded.
  - Survey results have led to discussions with the basketball officials regarding consistency with their calls and changes to the layout of the flag football fields. Staff is also evaluating the youth basketball draft process based on shared comments.
- Develop financial performance measures to improve levels of cost recovery.
  - Continue to research best practices to measure performance.
- Incorporate pricing strategies for families based on household size, prime versus non-prime rates, and group discounts.
  - Due to the pending City Council approval of user fees and the Class and Compensation survey, staff was unable to explore pricing strategies.

### **Positive City Image and Exemplary Customer Service:**

Develop a comprehensive and integrated marketing plan for programs and services:

- Utilize social media, e-mail, ActiveNet e-blasts, and traditional methods to promote programs and services.
  - Continued to utilize ActiveNet e-blast for promotion of recreation classes.
  - Adopted CSPR social media accounts and promoted them at outreach events, Chino Connection, and webpage.
  - Created social media reels that resulted in increased program enrollment.
    - Social Media posts promoting the Counseling services corresponded with an increase of overall clients. Fifty percent of clients who signed up using the digital sign up form indicated social media as a source for participating in Counseling.
    - Social Media posts promoting the Teen Advisory Committee corresponded with an increase in TAC applications. Twenty-eight applications were received, a 50% increase over last year, allowing for a competitive TAC application process.
- Meet with social media team members monthly to increase content collection and program exposure on social media outlets.
  - A new Management Aide was hired during the spring and this team is currently being evaluated.
- Engage the Teen Advisory Committee (TAC) to assist with social media content collection.
  - Worked with Management Aide to scheduled and create TAC reels. Reels included general TAC information, Music Changing Lives project, and TAC recruitment.
- Continue to use analytics to adapt to social media algorithms and trends.
  - Shifted social media strategy from static image posts to dynamic video reels.

---

## Community Services, Parks & Recreation Department – Goals and Accomplishments

---

- Social media posts utilized trends that work well with the changing social media algorithm.
- Utilized video reels and other social media trends to put social media content in front of 139,100 people.
  - 18,700 people have engaged with the content.
  - Added 3,069 followers to the CSPR social media accounts.
  - Instagram and Facebook reach, content interactions, and link clicks increased by over 100%.
- Utilize new Department name and/or logo to clearly brand programs, activities, and events on social media and print material.
  - Implemented a flyer template that includes a branding header and footer.
  - Social media posts that are collaborations with internal and external partners feature our new Department name. These collaborative posts lead to increased reach, engagement, and spread of program information.
    - Internal collaborators include:
      - City of Chino Main Page
      - City of Chino Police Department
    - External collaborators include:
      - California Conservation Corps
      - California Parks and Recreation Society
      - California Parks and Recreation Society District 11
      - Behavior Highway
      - Adrians World Inc
      - CVUSD Hope Program
      - UChooz Positive Youth
      - Chino Valley Fire District
      - Music Changing Lives
- Develop and implement strategies to drive traffic to ActiveNet for program information and registration using QR codes and hyperlinks in the web version of the Chino Connection.
  - Healthy Chino workshop/program flyers include QR codes; CYM Easter Bunny Extravaganza flyer includes QR code. Youth Sports and Teen Center have QR codes for ActiveNet registration.
- Increase promotion of the web version of the Chino Connection for program registration.
  - Built in clickable web links on the web version of the Chino Connection allowing for easier registration.
  - Distributed news releases highlighting the web version of the Chino Connection.
  - Advertised the web version of the Chino Connection on the Chino Champion's Website, email blasts, and hard-copy paper.
  - Redesigned the web page for the Chino Connection so that the Connection displays directly on the web page.
- Optimize website to promote programs and services.
  - Redeveloped website menu layout to be more user friendly.
  - Built new web pages, including Summer Lunch, Back to School Giveaway, Homeless Outreach, Preserve Community Center, Healthy Chino 20-Year Celebration, and Inclusion Community Celebration
  - Redesigned old web pages, including Splash Pad, Healthy Chino, Open Gym, and Counseling and Case Management.
  - Added online web forms to make coordination easier. Forms added include Vendor Interest List, Counseling, Case Management, and Homeless Services.
  - 346,000 users visited the site, which is a 45% increase from the previous fiscal year.
- Add facility and park reservation inquiry page on City website.
  - Staff continues to develop the facility and park web page. Staff continues to develop best practices for reservation inquiries through the City's website.

### **Superior Customer Service and Financial Stability:**

Assist the Chino Youth Museum Board in applying for grants, enhance fundraising opportunities, and secure corporate sponsorships.

---

## Community Services, Parks & Recreation Department – Goals and Accomplishments

---

- Corporate Sponsorship Packet was not completed as planned. The Board opted to revamp the event fundraiser packet to offer more benefits and solicit larger donations. Began using new packet during fall 2023.
- Fall Bingo fundraiser increased 54.5% in monetary sponsorships from the previous fall and raised \$7,300.
- Public and Private Tours were reintroduced in January 2024, while zero public tours were booked, six private tours took place.
- Street Sign Fundraising was conducted at the Chino Youth Christmas Parade and Fair, CHINO Days, and website sales. Total raised \$69,04

### Public Service Excellence Through Internal and External Partnerships and Superior Customer Service:

Increase the number of volunteers supporting CSPR programs:

- Expand the visibility of the volunteer program and find ways to reduce staffing costs by utilizing volunteers.
  - Moved the annual Volunteer Recognition Dinner from September to April as April is recognized as National Volunteer Month.
  - Sought out local businesses that offer volunteer programs, such as Schneider Electric. Schneider Electric proved to be a viable resource throughout the year.
- Create two new ways to recruit volunteers.
  - Promoted volunteer opportunities through justserve.org. It was determined that four volunteers saw the post, however, others may have viewed it. Staff added a section on the volunteer application asking how they heard about the opportunity for better tracking purposes.
  - Established a partnership with Stanbridge University, where 15 volunteers have signed up for various events.
- Celebrate volunteerism and accomplishments within the community through social media.
  - Volunteer Coordinator and Management Aide created a social media post promoting National Volunteer Month in April and recognizing specific volunteers. There were posts highlighting volunteers at the Teen Glow Night, Healthy Family Day, Senior Center events, CPRS D11 award recipients, and all of the Volunteer Recognition Dinner award winners.
- Increase volunteer opportunities by two.
  - Added Chilly Chino “Snow Day” and the Chino Youth Museum street sign fundraiser events as volunteer opportunities.
- Update the volunteer handbook as needed.
  - One minor change was needed and made reflecting fingerprinting will only be required for adults and not minors.
- Utilize the Volgistics signup option.
  - Staff continues to research options within Volgistics that would enable a volunteer to signup for a specific shift per an event.
- Attend two non-City events/schools to conduct volunteer outreach.
  - Outreach was conducted at the Homecoming Education & Volunteer Fair in Rancho Cucamonga, and the Fall and Spring Festivals at the Preserve Parkhouse. The Volunteer Fair in Rancho Cucamonga did not produce any volunteers, but eight were received from the Parkhouse Festivals.
- Increase Halloween Spooktacular event features due to increased participation.
  - Staff enhanced the event by adding an inflatable maze, hot air balloons trick-or-treating, and brought back a specific area for a Tot Lot.
  - Moved event location to Fields 11-14 at Ayala Park for a more centralized location.
- Coordinate the annual Tree Lighting Santa’s Workshop event and enhance event features.
  - Staff enhanced the Tree Lighting Santa’s Workshop event by adding a four-hour event themed Santa’s Workshop featuring crafts, cookie decorating, stilt walker elf, and artificial Christmas tree.
  - Moved event to a Saturday from 4-8 p.m. to allow for more community participation.
- Establish two winter events: (1) Ice Skating (five weeks) and (1) Snow Day.
  - The ice-skating rink was not approved by the City Council. Staff began the bidding process for the ice rink proposal for winter 2024 in May 2024.

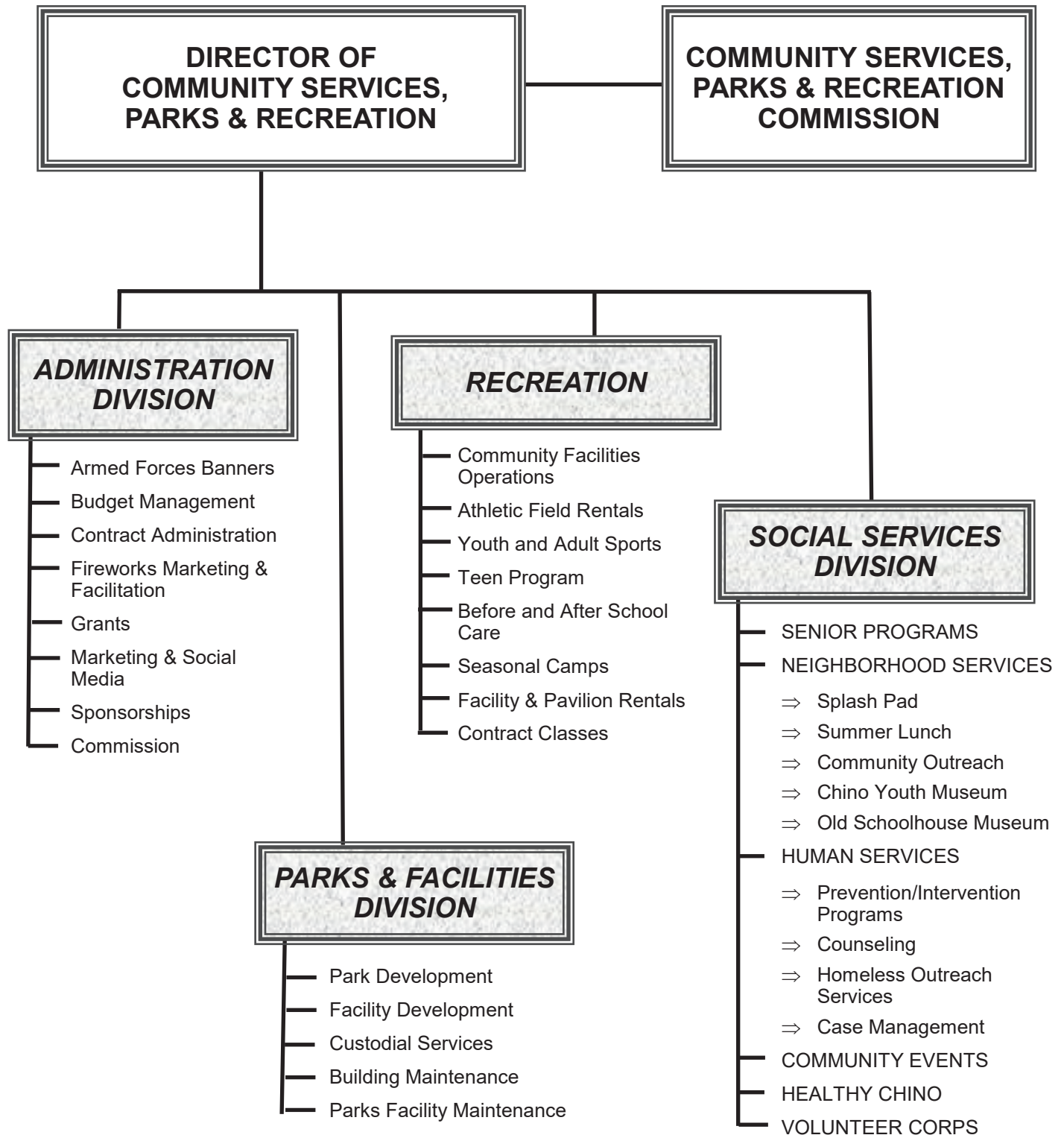
---

## Community Services, Parks & Recreation Department – Goals and Accomplishments

---

- Staff presented a Snow Day event that featured one-hour snow play sessions. The event offered sledding, snow play areas, craft corner, food vendors, and information booths. The event took place on January 27, 2024, at the Ayala Park Operations Center Golf Range.
- Due to the popularity of the event, the event sold out with 800 participants registered and will be increasing the number of participants for next year.

# Community Services, Parks & Recreation Department







# COMM. SVCS. PARKS & REC - Expenditure Summary

FY 2025-26



## Department Summary

Expenditure Summary	FY 2022-23 Actual	FY 2023-24 Actual	FY 2024-25 Budget	FY 2024-25 Projection	FY 2025-26 Proposed	\$\$ Inc/-Dec	%
Personnel Services	7,255,267	8,264,828	11,306,854	10,314,701	10,139,525	-1,167,329	-10.3%
Maintenance & Operations	3,003,036	3,452,203	3,933,527	3,532,820	4,132,206	198,679	5.1%
Allocated Costs	2,241,959	2,769,758	2,565,017	2,565,017	3,706,719	1,141,702	44.5%
Capital Outlay/Improvements	6,686	0	10,000	0	10,000	0	0.0%
Capital and Non-Capital Projects	5,468,277	7,145,747	8,703,451	9,543,527	5,291,848	-3,411,603	-39.2%
	<b>\$17,975,225</b>	<b>\$21,632,536</b>	<b>\$26,518,849</b>	<b>\$25,956,065</b>	<b>\$23,280,298</b>	<b>-3,238,551</b>	<b>-12.2%</b>

## Department Programs

### Program 3308000: COMM SVCS-ADMINISTRATION

Expenditure Summary	FY 2022-23 Actual	FY 2023-24 Actual	FY 2024-25 Budget	FY 2024-25 Projection	FY 2025-26 Proposed	\$\$ Inc/-Dec	%
Personnel Services	474,097	526,917	683,591	707,333	649,485	-34,106	-5.0%
Maintenance & Operations	119,903	116,872	160,493	133,544	187,643	27,150	16.9%
Allocated Costs	166,046	199,515	168,437	168,437	273,264	104,827	62.2%
Capital and Non-Capital Project	34,080	32,795	26,500	14,050	15,000	-11,500	-43.4%
	<b>\$794,126</b>	<b>\$876,099</b>	<b>\$1,039,021</b>	<b>\$1,023,364</b>	<b>\$1,125,392</b>	<b>86,371</b>	<b>8.3%</b>

### Program 3308100: SOCIAL SERVICES ADMINISTRATION

Expenditure Summary	FY 2022-23 Actual	FY 2023-24 Actual	FY 2024-25 Budget	FY 2024-25 Projection	FY 2025-26 Proposed	\$\$ Inc/-Dec	%
Personnel Services	516,898	568,254	823,107	742,613	734,834	-88,273	-10.7%
Maintenance & Operations	1,971	2,124	3,411	2,337	3,224	-187	-5.5%
Allocated Costs	65,483	81,664	104,430	104,430	161,946	57,516	55.1%
Capital and Non-Capital Project	16,649	35,532	0	28,607	0	0	0.0%
	<b>\$601,001</b>	<b>\$687,574</b>	<b>\$930,948</b>	<b>\$877,987</b>	<b>\$900,004</b>	<b>-30,944</b>	<b>-3.3%</b>



# COMM. SVCS. PARKS & REC - Expenditure Summary

FY 2025-26



## Department Programs

### Program 3308110: NEIGHBORHOOD SERVICES

Expenditure Summary	FY 2022-23 Actual	FY 2023-24 Actual	FY 2024-25 Budget	FY 2024-25 Projection	FY 2025-26 Proposed	\$ Inc/-Dec	%
Personnel Services	260,148	277,443	334,769	312,050	324,886	-9,883	-3.0%
Maintenance & Operations	3,141	4,517	5,330	4,024	5,456	126	2.4%
Allocated Costs	334,857	410,520	279,252	279,252	567,882	288,630	103.4%
Capital and Non-Capital Project	0	102	0	0	0	0	0.0%
	<b>\$598,146</b>	<b>\$692,582</b>	<b>\$619,351</b>	<b>\$595,326</b>	<b>\$898,224</b>	<b>278,873</b>	<b>45.0%</b>

### Program 33081101: CHINO YOUTH MUSEUM

Expenditure Summary	FY 2022-23 Actual	FY 2023-24 Actual	FY 2024-25 Budget	FY 2024-25 Projection	FY 2025-26 Proposed	\$ Inc/-Dec	%
Personnel Services	112,119	110,887	183,266	145,783	159,802	-23,464	-12.8%
Maintenance & Operations	6,685	7,719	15,300	8,691	14,729	-571	-3.7%
Capital and Non-Capital Project	0	6,106	15,787	15,620	0	-15,787	-100.0%
	<b>\$118,804</b>	<b>\$124,712</b>	<b>\$214,353</b>	<b>\$170,094</b>	<b>\$174,531</b>	<b>-39,822</b>	<b>-18.6%</b>

### Program 33081102: SUMMER LUNCH PROGRAM

Expenditure Summary	FY 2022-23 Actual	FY 2023-24 Actual	FY 2024-25 Budget	FY 2024-25 Projection	FY 2025-26 Proposed	\$ Inc/-Dec	%
Personnel Services	0	0	5,585	3,155	0	-5,585	-100.0%
Maintenance & Operations	0	0	8,000	6,400	0	-8,000	-100.0%
	<b>\$0</b>	<b>\$0</b>	<b>\$13,585</b>	<b>\$9,555</b>	<b>\$0</b>	<b>-13,585</b>	<b>-100.0%</b>





# COMM. SVCS. PARKS & REC - Expenditure Summary

FY 2025-26



## Department Programs

### Program 33081103: MONTE VISTA PARK

Expenditure Summary	FY 2022-23 Actual	FY 2023-24 Actual	FY 2024-25 Budget	FY 2024-25 Projection	FY 2025-26 Proposed	\$\$ Inc/-Dec	%
Personnel Services	33,352	40,535	47,918	46,597	41,361	-6,557	-13.7%
Maintenance & Operations	10	653	625	650	625	0	0.0%
Allocated Costs	71,864	89,149	58,805	58,805	122,057	63,252	107.6%
	<b>\$105,226</b>	<b>\$130,337</b>	<b>\$107,348</b>	<b>\$106,052</b>	<b>\$164,043</b>	<b>56,695</b>	<b>52.8%</b>

### Program 33081105: COMMUNITY OUTREACH

Expenditure Summary	FY 2022-23 Actual	FY 2023-24 Actual	FY 2024-25 Budget	FY 2024-25 Projection	FY 2025-26 Proposed	\$\$ Inc/-Dec	%
Personnel Services	34,581	40,589	65,966	53,465	70,021	4,055	6.1%
Maintenance & Operations	1,727	1,923	1,900	1,787	3,200	1,300	68.4%
	<b>\$36,308</b>	<b>\$42,512</b>	<b>\$67,866</b>	<b>\$55,252</b>	<b>\$73,221</b>	<b>5,355</b>	<b>7.9%</b>

### Program 33081106: OLD SCHOOL HOUSE MUSEUM

Expenditure Summary	FY 2022-23 Actual	FY 2023-24 Actual	FY 2024-25 Budget	FY 2024-25 Projection	FY 2025-26 Proposed	\$\$ Inc/-Dec	%
Personnel Services	59,815	59,036	83,210	82,908	84,734	1,524	1.8%
Maintenance & Operations	1,560	906	3,858	1,876	3,858	0	0.0%
Allocated Costs	1,572	1,960	1,240	1,240	2,792	1,552	125.2%
	<b>\$62,947</b>	<b>\$61,902</b>	<b>\$88,308</b>	<b>\$86,024</b>	<b>\$91,384</b>	<b>3,076</b>	<b>3.5%</b>



# COMM. SVCS. PARKS & REC - Expenditure Summary

FY 2025-26



## Department Programs

### Program 3308120: HUMAN SERVICES

Expenditure Summary	FY 2022-23 Actual	FY 2023-24 Actual	FY 2024-25 Budget	FY 2024-25 Projection	FY 2025-26 Proposed	\$ Inc/-Dec	%
Personnel Services	216,344	228,627	375,769	332,318	333,820	-41,949	-11.2%
Maintenance & Operations	5,569	6,553	8,350	5,900	8,515	165	2.0%
Allocated Costs	128,394	158,078	149,299	149,299	237,361	88,062	59.0%
Capital and Non-Capital Project	0	39,016	120,390	117,525	144,490	24,100	20%
	<b>\$350,307</b>	<b>\$432,274</b>	<b>\$653,808</b>	<b>\$605,042</b>	<b>\$724,186</b>	<b>70,378</b>	<b>10.8%</b>

### Program 33081201: YOUTH ACCOUNTABILITY BOARD

Expenditure Summary	FY 2022-23 Actual	FY 2023-24 Actual	FY 2024-25 Budget	FY 2024-25 Projection	FY 2025-26 Proposed	\$ Inc/-Dec	%
Personnel Services	37,012	0	0	0	0	0	0.0%
	<b>\$37,012</b>	<b>\$0</b>	<b>\$0</b>	<b>\$0</b>	<b>\$0</b>	<b>0</b>	<b>0.0%</b>

### Program 33081202: CLASSES

Expenditure Summary	FY 2022-23 Actual	FY 2023-24 Actual	FY 2024-25 Budget	FY 2024-25 Projection	FY 2025-26 Proposed	\$ Inc/-Dec	%
Personnel Services	0	0	-1,027	0	0	1,027	0.0%
Capital and Non-Capital Project	56,655	56,621	87,556	62,217	84,999	-2,557	-2.9%
	<b>\$56,655</b>	<b>\$56,621</b>	<b>\$86,529</b>	<b>\$62,217</b>	<b>\$84,999</b>	<b>-1,530</b>	<b>-1.8%</b>



# COMM. SVCS. PARKS & REC - Expenditure Summary

FY 2025-26



## Department Programs

### Program 33081203: SPECIAL FRIENDS/PALS

Expenditure Summary	FY 2022-23 Actual	FY 2023-24 Actual	FY 2024-25 Budget	FY 2024-25 Projection	FY 2025-26 Proposed	\$ Inc/-Dec	%
Personnel Services	65,110	104,429	102,538	88,371	101,639	-899	-0.9%
Maintenance & Operations	490	1,854	3,521	1,387	1,750	-1,771	-50.3%
	<b>\$65,600</b>	<b>\$106,283</b>	<b>\$106,059</b>	<b>\$89,758</b>	<b>\$103,389</b>	<b>-2,670</b>	<b>-2.5%</b>

### Program 33081204: SCHOOL BASED PREVENTATIVE

Expenditure Summary	FY 2022-23 Actual	FY 2023-24 Actual	FY 2024-25 Budget	FY 2024-25 Projection	FY 2025-26 Proposed	\$ Inc/-Dec	%
Capital and Non-Capital Project	267,872	261,147	324,180	209,134	209,607	-114,573	-35.3%
	<b>\$267,872</b>	<b>\$261,147</b>	<b>\$324,180</b>	<b>\$209,134</b>	<b>\$209,607</b>	<b>-114,573</b>	<b>-35.3%</b>

### Program 33081206: YOUTH COUNSELING

Expenditure Summary	FY 2022-23 Actual	FY 2023-24 Actual	FY 2024-25 Budget	FY 2024-25 Projection	FY 2025-26 Proposed	\$ Inc/-Dec	%
Personnel Services	129,643	140,889	227,743	178,937	225,443	-2,300	-1.0%
Maintenance & Operations	3,633	1,985	2,825	1,190	1,200	-1,625	-57.5%
Capital and Non-Capital Project	1,809	0	0	0	0	0	0.0%
	<b>\$135,085</b>	<b>\$142,874</b>	<b>\$230,568</b>	<b>\$180,127</b>	<b>\$226,643</b>	<b>-3,925</b>	<b>-1.7%</b>

### Program 33081207: TEEN COUNSELING

Expenditure Summary	FY 2022-23 Actual	FY 2023-24 Actual	FY 2024-25 Budget	FY 2024-25 Projection	FY 2025-26 Proposed	\$ Inc/-Dec	%
Personnel Services	125,994	114,931	195,744	143,731	193,237	-2,507	-1.3%
Maintenance & Operations	105	758	800	775	800	0	0.0%
	<b>\$126,099</b>	<b>\$115,689</b>	<b>\$196,544</b>	<b>\$144,506</b>	<b>\$194,037</b>	<b>-2,507</b>	<b>-1.3%</b>



# COMM. SVCS. PARKS & REC - Expenditure Summary

FY 2025-26



## Department Programs

### Program 33081208: HOPE FAMILY RESOURCE CENTER

Expenditure Summary	FY 2022-23 Actual	FY 2023-24 Actual	FY 2024-25 Budget	FY 2024-25 Projection	FY 2025-26 Proposed	\$ Inc/-Dec	%
Personnel Services	326,610	324,059	367,936	303,649	335,468	-32,468	-8.8%
Maintenance & Operations	18,288	10,908	132,161	13,397	14,800	-117,361	-88.8%
Capital and Non-Capital Project	2,597	27,705	5,000	5,000	5,500	500	10%
	<b>\$347,495</b>	<b>\$362,672</b>	<b>\$505,097</b>	<b>\$322,046</b>	<b>\$355,768</b>	<b>-149,329</b>	<b>-29.6%</b>

### Program 3308130: SENIOR SERVICES

Expenditure Summary	FY 2022-23 Actual	FY 2023-24 Actual	FY 2024-25 Budget	FY 2024-25 Projection	FY 2025-26 Proposed	\$ Inc/-Dec	%
Personnel Services	350,120	415,462	578,578	613,217	574,411	-4,167	-0.7%
Maintenance & Operations	8,356	9,126	19,615	16,161	20,448	833	4.2%
Allocated Costs	284,070	359,159	288,046	288,046	432,508	144,462	50.2%
Capital and Non-Capital Project	85,412	86,450	146,516	85,174	127,759	-18,757	-12.8%
	<b>\$727,958</b>	<b>\$870,197</b>	<b>\$1,032,755</b>	<b>\$1,002,598</b>	<b>\$1,155,126</b>	<b>122,371</b>	<b>11.8%</b>

### Program 33081301: SENIOR CLASSES

Expenditure Summary	FY 2022-23 Actual	FY 2023-24 Actual	FY 2024-25 Budget	FY 2024-25 Projection	FY 2025-26 Proposed	\$ Inc/-Dec	%
Personnel Services	32,417	39,325	55,330	55,330	50,191	-5,139	-9.3%
Maintenance & Operations	12,974	14,704	19,820	17,545	19,620	-200	-1.0%
	<b>\$45,391</b>	<b>\$54,029</b>	<b>\$75,150</b>	<b>\$72,875</b>	<b>\$69,811</b>	<b>-5,339</b>	<b>-7.1%</b>



# COMM. SVCS. PARKS & REC - Expenditure Summary

FY 2025-26



## Department Programs

### Program 33081302: SENIOR SPECIAL EVENTS

Expenditure Summary	FY 2022-23 Actual	FY 2023-24 Actual	FY 2024-25 Budget	FY 2024-25 Projection	FY 2025-26 Proposed	\$ Inc/-Dec	%
Personnel Services	33,822	41,002	60,325	59,899	55,186	-5,139	-8.5%
Maintenance & Operations	18,184	18,612	14,170	16,795	18,720	4,550	32.1%
	<b>\$52,006</b>	<b>\$59,614</b>	<b>\$74,495</b>	<b>\$76,694</b>	<b>\$73,906</b>	<b>-589</b>	<b>-0.8%</b>

### Program 3308140: COMMUNITY EVENTS

Expenditure Summary	FY 2022-23 Actual	FY 2023-24 Actual	FY 2024-25 Budget	FY 2024-25 Projection	FY 2025-26 Proposed	\$ Inc/-Dec	%
Personnel Services	135,975	197,716	493,335	403,076	510,874	17,539	3.6%
Maintenance & Operations	8,611	5,568	6,822	11,921	9,346	2,524	37.0%
Allocated Costs	65,645	91,917	104,506	104,506	143,466	38,960	37.3%
Capital and Non-Capital Project	10,191	40,079	84,980	81,149	153,189	68,209	80.3%
	<b>\$220,422</b>	<b>\$335,280</b>	<b>\$689,643</b>	<b>\$600,652</b>	<b>\$816,875</b>	<b>127,232</b>	<b>18.4%</b>

### Program 33081400: PARADE

Expenditure Summary	FY 2022-23 Actual	FY 2023-24 Actual	FY 2024-25 Budget	FY 2024-25 Projection	FY 2025-26 Proposed	\$ Inc/-Dec	%
Personnel Services	4,333	5,874	9,893	8,045	9,893	0	0.0%
Maintenance & Operations	33,047	37,122	38,446	40,360	43,303	4,857	12.6%
	<b>\$37,380</b>	<b>\$42,996</b>	<b>\$48,339</b>	<b>\$48,405</b>	<b>\$53,196</b>	<b>4,857</b>	<b>10.0%</b>



# COMM. SVCS. PARKS & REC - Expenditure Summary

FY 2025-26



## Department Programs

### Program 33081401: CORPORATE CHALLENGE

Expenditure Summary	FY 2022-23 Actual	FY 2023-24 Actual	FY 2024-25 Budget	FY 2024-25 Projection	FY 2025-26 Proposed	\$ Inc/-Dec	%
Personnel Services	2,427	2,951	4,869	4,869	4,869	0	0.0%
Maintenance & Operations	10,457	14,492	18,987	18,546	17,996	-991	-5.2%
	<b>\$12,884</b>	<b>\$17,443</b>	<b>\$23,856</b>	<b>\$23,415</b>	<b>\$22,865</b>	<b>-991</b>	<b>-4.2%</b>

### Program 33081403: FREEDOM FESTIVAL


Expenditure Summary	FY 2022-23 Actual	FY 2023-24 Actual	FY 2024-25 Budget	FY 2024-25 Projection	FY 2025-26 Proposed	\$ Inc/-Dec	%
Personnel Services	2,147	2,597	3,050	3,050	3,050	0	0.0%
Maintenance & Operations	46,163	80,498	53,694	50,848	52,113	-1,581	-2.9%
	<b>\$48,310</b>	<b>\$83,095</b>	<b>\$56,744</b>	<b>\$53,898</b>	<b>\$55,163</b>	<b>-1,581</b>	<b>-2.8%</b>

### Program 33081404: HALLOWEEN

Expenditure Summary	FY 2022-23 Actual	FY 2023-24 Actual	FY 2024-25 Budget	FY 2024-25 Projection	FY 2025-26 Proposed	\$ Inc/-Dec	%
Personnel Services	2,106	2,954	4,944	4,019	5,547	603	12.2%
Maintenance & Operations	27,913	47,676	56,549	50,917	59,657	3,108	5.5%
	<b>\$30,019</b>	<b>\$50,630</b>	<b>\$61,493</b>	<b>\$54,936</b>	<b>\$65,204</b>	<b>3,711</b>	<b>6.0%</b>

### Program 33081407: ARMED FORCES BANNERS

Expenditure Summary	FY 2022-23 Actual	FY 2023-24 Actual	FY 2024-25 Budget	FY 2024-25 Projection	FY 2025-26 Proposed	\$ Inc/-Dec	%
Personnel Services	0	0	400	0	400	0	0.0%
Maintenance & Operations	8,008	5,974	22,400	6,500	22,400	0	0.0%
	<b>\$8,008</b>	<b>\$5,974</b>	<b>\$22,800</b>	<b>\$6,500</b>	<b>\$22,800</b>	<b>0</b>	<b>0.0%</b>



# COMM. SVCS. PARKS & REC - Expenditure Summary

FY 2025-26



## Department Programs

### Program 33081409: SENIOR EXCURSIONS

Expenditure Summary	FY 2022-23 Actual	FY 2023-24 Actual	FY 2024-25 Budget	FY 2024-25 Projection	FY 2025-26 Proposed	\$\$ Inc/-Dec	%
Personnel Services	7,735	9,949	12,562	16,869	17,160	4,598	36.6%
Maintenance & Operations	1,161	2,999	7,720	3,393	3,650	-4,070	-52.7%
Allocated Costs	247	225	379	379	466	87	23.0%
	<b>\$9,143</b>	<b>\$13,173</b>	<b>\$20,661</b>	<b>\$20,641</b>	<b>\$21,276</b>	<b>615</b>	<b>3.0%</b>

### Program 33081410: CHINO DAYS

Expenditure Summary	FY 2022-23 Actual	FY 2023-24 Actual	FY 2024-25 Budget	FY 2024-25 Projection	FY 2025-26 Proposed	\$\$ Inc/-Dec	%
Personnel Services	2,125	2,396	3,528	3,528	3,528	0	0.0%
Maintenance & Operations	19,845	19,826	74,859	71,900	71,694	-3,165	-4.2%
	<b>\$21,970</b>	<b>\$22,222</b>	<b>\$78,387</b>	<b>\$75,428</b>	<b>\$75,222</b>	<b>-3,165</b>	<b>-4.0%</b>

### Program 3308200: RECREATION ADMINISTRATION

Expenditure Summary	FY 2022-23 Actual	FY 2023-24 Actual	FY 2024-25 Budget	FY 2024-25 Projection	FY 2025-26 Proposed	\$\$ Inc/-Dec	%
Personnel Services	559,075	701,856	958,857	833,533	857,640	-101,217	-10.6%
Maintenance & Operations	9,752	6,844	18,340	11,850	18,303	-37	-0.2%
Allocated Costs	148,894	186,407	182,351	182,351	240,347	57,996	31.8%
Capital and Non-Capital Project	150	3,140	4,000	3,500	4,000	0	0.0%
	<b>\$717,871</b>	<b>\$898,247</b>	<b>\$1,163,548</b>	<b>\$1,031,234</b>	<b>\$1,120,290</b>	<b>-43,258</b>	<b>-3.7%</b>





# COMM. SVCS. PARKS & REC - Expenditure Summary

FY 2025-26



## Department Programs

### Program 3308210: FACILITY PROGRAM

Expenditure Summary	FY 2022-23 Actual	FY 2023-24 Actual	FY 2024-25 Budget	FY 2024-25 Projection	FY 2025-26 Proposed	\$ Inc/-Dec	%
Personnel Services	184,868	204,884	290,945	285,477	280,023	-10,922	-3.8%
Maintenance & Operations	15,674	17,567	28,414	20,421	28,453	39	0.1%
Allocated Costs	115,480	139,274	109,430	109,430	198,116	88,686	81.0%
Capital and Non-Capital Project	0	102	0	0	0	0	0.0%
	<b>\$316,022</b>	<b>\$361,827</b>	<b>\$428,789</b>	<b>\$415,328</b>	<b>\$506,592</b>	<b>77,803</b>	<b>18.1%</b>

### Program 3308220: YOUTH SERVICES

Expenditure Summary	FY 2022-23 Actual	FY 2023-24 Actual	FY 2024-25 Budget	FY 2024-25 Projection	FY 2025-26 Proposed	\$ Inc/-Dec	%
Personnel Services	143,316	163,061	276,247	266,406	203,101	-73,146	-26.5%
Maintenance & Operations	708	630	2,843	1,865	1,937	-906	-31.9%
Allocated Costs	4,134	3,564	22,302	22,302	18,762	-3,540	-15.9%
	<b>\$148,158</b>	<b>\$167,255</b>	<b>\$301,392</b>	<b>\$290,573</b>	<b>\$223,800</b>	<b>-77,592</b>	<b>-25.7%</b>

### Program 33082201: HIGH FIVE

Expenditure Summary	FY 2022-23 Actual	FY 2023-24 Actual	FY 2024-25 Budget	FY 2024-25 Projection	FY 2025-26 Proposed	\$ Inc/-Dec	%
Personnel Services	278,045	363,243	343,487	292,304	252,299	-91,188	-26.5%
Maintenance & Operations	28,501	29,883	6,353	6,019	7,389	1,036	16.3%
Allocated Costs	112,623	140,798	136,323	136,323	173,855	37,532	27.5%
Capital and Non-Capital Project	910,269	1,086,925	2,292,467	1,470,037	1,219,904	-1,072,563	-46.8%
	<b>\$1,329,438</b>	<b>\$1,620,849</b>	<b>\$2,778,630</b>	<b>\$1,904,683</b>	<b>\$1,653,447</b>	<b>-1,125,183</b>	<b>-40.5%</b>





# COMM. SVCS. PARKS & REC - Expenditure Summary

FY 2025-26



## Department Programs

### Program 33082202: CAMPS

Expenditure Summary	FY 2022-23 Actual	FY 2023-24 Actual	FY 2024-25 Budget	FY 2024-25 Projection	FY 2025-26 Proposed	\$ Inc/-Dec	%
Personnel Services	102,568	115,231	166,694	161,937	151,433	-15,261	-9.2%
Maintenance & Operations	16,329	22,047	26,930	25,653	33,800	6,870	25.5%
	<b>\$118,897</b>	<b>\$137,278</b>	<b>\$193,624</b>	<b>\$187,590</b>	<b>\$185,233</b>	<b>-8,391</b>	<b>-4.3%</b>

### Program 33082203: TEEN CENTER & TAC

Expenditure Summary	FY 2022-23 Actual	FY 2023-24 Actual	FY 2024-25 Budget	FY 2024-25 Projection	FY 2025-26 Proposed	\$ Inc/-Dec	%
Personnel Services	119,018	131,314	199,930	183,082	175,940	-23,990	-12.0%
Maintenance & Operations	3,891	6,342	7,856	5,659	7,929	73	0.9%
Allocated Costs	0	0	0	0	14,170	14,170	0.0%
Capital and Non-Capital Project	0	0	0	211	0	0	0.0%
	<b>\$122,909</b>	<b>\$137,656</b>	<b>\$207,786</b>	<b>\$188,952</b>	<b>\$198,039</b>	<b>-9,747</b>	<b>-4.7%</b>

### Program 33082204: K-8 PRESERVE

Expenditure Summary	FY 2022-23 Actual	FY 2023-24 Actual	FY 2024-25 Budget	FY 2024-25 Projection	FY 2025-26 Proposed	\$ Inc/-Dec	%
Personnel Services	100,630	131,713	185,122	167,802	182,963	-2,159	-1.2%
Maintenance & Operations	3,748	3,543	5,133	3,145	4,667	-466	-9.1%
Allocated Costs	31,319	36,568	42,181	42,181	58,105	15,924	37.8%
Capital and Non-Capital Project	27,494	29,115	50,762	16,000	70,783	20,021	39.4%
	<b>\$163,191</b>	<b>\$200,939</b>	<b>\$283,198</b>	<b>\$229,128</b>	<b>\$316,518</b>	<b>33,320</b>	<b>11.8%</b>



# COMM. SVCS. PARKS & REC - Expenditure Summary

FY 2025-26



## Department Programs

### Program 3308230: SPORTS

Expenditure Summary	FY 2022-23 Actual	FY 2023-24 Actual	FY 2024-25 Budget	FY 2024-25 Projection	FY 2025-26 Proposed	\$\$ Inc/-Dec	%
Personnel Services	37,657	50,622	71,929	51,045	60,737	-11,192	-15.6%
Maintenance & Operations	0	155	660	44	699	39	5.9%
Allocated Costs	1,206	1,014	1,657	1,657	5,299	3,642	219.8%
	<b>\$38,863</b>	<b>\$51,791</b>	<b>\$74,246</b>	<b>\$52,746</b>	<b>\$66,735</b>	<b>-7,511</b>	<b>-10.1%</b>

### Program 33082301: YOUTH SPORTS

Expenditure Summary	FY 2022-23 Actual	FY 2023-24 Actual	FY 2024-25 Budget	FY 2024-25 Projection	FY 2025-26 Proposed	\$\$ Inc/-Dec	%
Personnel Services	122,763	129,542	205,554	185,546	248,680	43,126	21.0%
Maintenance & Operations	52,820	57,479	57,728	57,447	60,969	3,241	5.6%
Allocated Costs	80,712	97,679	79,209	79,209	145,319	66,110	83.5%
	<b>\$256,295</b>	<b>\$284,700</b>	<b>\$342,491</b>	<b>\$322,202</b>	<b>\$454,968</b>	<b>112,477</b>	<b>32.8%</b>

### Program 33082302: ADULT SPORTS

Expenditure Summary	FY 2022-23 Actual	FY 2023-24 Actual	FY 2024-25 Budget	FY 2024-25 Projection	FY 2025-26 Proposed	\$\$ Inc/-Dec	%
Personnel Services	22,045	28,982	41,206	40,255	46,470	5,264	12.8%
Maintenance & Operations	3,907	3,679	6,245	3,957	5,694	-551	-8.8%
Capital and Non-Capital Project	0	128	0	0	0	0	0.0%
	<b>\$25,952</b>	<b>\$32,789</b>	<b>\$47,451</b>	<b>\$44,212</b>	<b>\$52,164</b>	<b>4,713</b>	<b>9.9%</b>



# COMM. SVCS. PARKS & REC - Expenditure Summary

FY 2025-26



## Department Programs

### Program 33082303: BOXING

Expenditure Summary	FY 2022-23 Actual	FY 2023-24 Actual	FY 2024-25 Budget	FY 2024-25 Projection	FY 2025-26 Proposed	\$\$ Inc/-Dec	%
Personnel Services	108,019	135,675	190,771	192,532	175,662	-15,109	-7.9%
Maintenance & Operations	16,458	28,962	35,000	10,700	21,000	-14,000	-40.0%
Allocated Costs	3,989	3,514	5,695	5,695	19,058	13,363	234.6%
	<b>\$128,466</b>	<b>\$168,151</b>	<b>\$231,466</b>	<b>\$208,927</b>	<b>\$215,720</b>	<b>-15,746</b>	<b>-6.8%</b>

### Program 3308240: EDUCATIONAL PROGRAMMING

Expenditure Summary	FY 2022-23 Actual	FY 2023-24 Actual	FY 2024-25 Budget	FY 2024-25 Projection	FY 2025-26 Proposed	\$\$ Inc/-Dec	%
Personnel Services	59,966	65,043	89,058	78,642	81,067	-7,991	-9.0%
Maintenance & Operations	150	630	635	635	655	20	3.1%
Allocated Costs	2,065	1,823	2,276	2,276	7,189	4,913	215.9%
	<b>\$62,181</b>	<b>\$67,496</b>	<b>\$91,969</b>	<b>\$81,553</b>	<b>\$88,911</b>	<b>-3,058</b>	<b>-3.3%</b>

### Program 33082401: HEALTHY CHINO

Expenditure Summary	FY 2022-23 Actual	FY 2023-24 Actual	FY 2024-25 Budget	FY 2024-25 Projection	FY 2025-26 Proposed	\$\$ Inc/-Dec	%
Personnel Services	67,079	75,248	136,269	117,645	139,291	3,022	2.2%
Maintenance & Operations	8,757	10,283	16,553	14,071	17,221	668	4.0%
Allocated Costs	0	0	0	0	12,352	12,352	0.0%
	<b>\$75,836</b>	<b>\$85,531</b>	<b>\$152,822</b>	<b>\$131,716</b>	<b>\$168,864</b>	<b>16,042</b>	<b>10.5%</b>



# COMM. SVCS. PARKS & REC - Expenditure Summary

FY 2025-26



## Department Programs

### Program 33082402: RECREATION CLASSES

Expenditure Summary	FY 2022-23 Actual	FY 2023-24 Actual	FY 2024-25 Budget	FY 2024-25 Projection	FY 2025-26 Proposed	\$\$ Inc/-Dec	%
Personnel Services	53,931	53,057	95,411	81,924	91,984	-3,427	-3.6%
Maintenance & Operations	82,209	85,369	89,403	75,877	89,334	-69	-0.1%
Allocated Costs	77,338	93,600	67,500	67,500	130,681	63,181	93.6%
	<b>\$213,478</b>	<b>\$232,026</b>	<b>\$252,314</b>	<b>\$225,301</b>	<b>\$311,999</b>	<b>59,685</b>	<b>23.7%</b>

### Program 33082403: TINY TOTS

Expenditure Summary	FY 2022-23 Actual	FY 2023-24 Actual	FY 2024-25 Budget	FY 2024-25 Projection	FY 2025-26 Proposed	\$\$ Inc/-Dec	%
Personnel Services	56,267	66,322	87,856	84,806	87,299	-557	-0.6%
Maintenance & Operations	2,298	1,429	1,800	1,353	1,500	-300	-16.7%
Allocated Costs	0	0	0	0	7,756	7,756	0.0%
	<b>\$58,565</b>	<b>\$67,751</b>	<b>\$89,656</b>	<b>\$86,159</b>	<b>\$96,555</b>	<b>6,899</b>	<b>7.7%</b>

### Program 33082404: AQUATICS

Expenditure Summary	FY 2022-23 Actual	FY 2023-24 Actual	FY 2024-25 Budget	FY 2024-25 Projection	FY 2025-26 Proposed	\$\$ Inc/-Dec	%
Maintenance & Operations	0	0	500	0	500	0	0.0%
	<b>\$0</b>	<b>\$0</b>	<b>\$500</b>	<b>\$0</b>	<b>\$500</b>	<b>0</b>	<b>0.0%</b>

### Program 33082405: TYKES

Expenditure Summary	FY 2022-23 Actual	FY 2023-24 Actual	FY 2024-25 Budget	FY 2024-25 Projection	FY 2025-26 Proposed	\$\$ Inc/-Dec	%
Capital and Non-Capital Project	72,375	70,889	155,913	122,572	123,617	-32,296	-20.7%
	<b>\$72,375</b>	<b>\$70,889</b>	<b>\$155,913</b>	<b>\$122,572</b>	<b>\$123,617</b>	<b>-32,296</b>	<b>-20.7%</b>



# COMM. SVCS. PARKS & REC - Expenditure Summary

FY 2025-26



## Department Programs

### Program 3308250: AYALA PARK OPERATIONS CENTER

Expenditure Summary	FY 2022-23 Actual	FY 2023-24 Actual	FY 2024-25 Budget	FY 2024-25 Projection	FY 2025-26 Proposed	\$ Inc/-Dec	%
Personnel Services	359,669	385,567	506,771	435,214	508,004	1,233	0.2%
Maintenance & Operations	13,926	108,285	117,412	103,709	117,701	289	0.2%
Allocated Costs	165,032	221,082	245,241	245,241	229,827	-15,414	-6.3%
Capital and Non-Capital Project	0	225	0	0	0	0	0.0%
	<b>\$538,627</b>	<b>\$715,159</b>	<b>\$869,424</b>	<b>\$784,164</b>	<b>\$855,532</b>	<b>-13,892</b>	<b>-1.6%</b>

### Program 33082502: AYALA PARK BATTING CAGES

Expenditure Summary	FY 2022-23 Actual	FY 2023-24 Actual	FY 2024-25 Budget	FY 2024-25 Projection	FY 2025-26 Proposed	\$ Inc/-Dec	%
Personnel Services	86,362	92,129	136,730	127,195	135,171	-1,559	-1.1%
Maintenance & Operations	7,725	8,528	9,527	7,225	11,068	1,541	16.2%
Allocated Costs	0	0	0	0	11,451	11,451	0.0%
Capital and Non-Capital Project	0	71	0	0	0	0	0.0%
	<b>\$94,087</b>	<b>\$100,728</b>	<b>\$146,257</b>	<b>\$134,420</b>	<b>\$157,690</b>	<b>11,433</b>	<b>7.8%</b>

### Program 33082503: PAVILION/BARBEQUE

Expenditure Summary	FY 2022-23 Actual	FY 2023-24 Actual	FY 2024-25 Budget	FY 2024-25 Projection	FY 2025-26 Proposed	\$ Inc/-Dec	%
Personnel Services	18,796	19,769	28,570	28,541	27,539	-1,031	-3.6%
Maintenance & Operations	0	361	400	215	400	0	0.0%
	<b>\$18,796</b>	<b>\$20,130</b>	<b>\$28,970</b>	<b>\$28,756</b>	<b>\$27,939</b>	<b>-1,031</b>	<b>-3.6%</b>



# COMM. SVCS. PARKS & REC - Expenditure Summary

FY 2025-26



## Department Programs

### Program 33082504: SKATE PARK

Expenditure Summary	FY 2022-23 Actual	FY 2023-24 Actual	FY 2024-25 Budget	FY 2024-25 Projection	FY 2025-26 Proposed	\$ Inc/-Dec	%
Personnel Services	491	681	2,486	500	1,899	-587	-23.6%
Maintenance & Operations	0	109	550	120	900	350	63.6%
	<b>\$491</b>	<b>\$790</b>	<b>\$3,036</b>	<b>\$620</b>	<b>\$2,799</b>	<b>-237</b>	<b>-7.8%</b>

### Program 3408300: PARK & FACILITY PLNG & DEV

Expenditure Summary	FY 2022-23 Actual	FY 2023-24 Actual	FY 2024-25 Budget	FY 2024-25 Projection	FY 2025-26 Proposed	\$ Inc/-Dec	%
Personnel Services	191,799	190,671	238,621	206,377	205,597	-33,024	-13.8%
Maintenance & Operations	1,935	1,890	49,065	31,549	35,900	-13,165	-26.8%
Allocated Costs	34,965	38,503	39,057	39,057	54,502	15,445	39.5%
Capital and Non-Capital Project	973,437	2,090,826	705,000	2,676,055	1,187,000	482,000	40.6%
	<b>\$1,202,136</b>	<b>\$2,321,890</b>	<b>\$1,031,743</b>	<b>\$2,953,038</b>	<b>\$1,482,999</b>	<b>451,256</b>	<b>43.7%</b>

### Program 34083001: AYALA PARK IMPROVEMENTS

Expenditure Summary	FY 2022-23 Actual	FY 2023-24 Actual	FY 2024-25 Budget	FY 2024-25 Projection	FY 2025-26 Proposed	\$ Inc/-Dec	%
Capital and Non-Capital Project	82,680	404,793	2,006,400	3,870,935	0	-2,006,400	-100.0%
	<b>\$82,680</b>	<b>\$404,793</b>	<b>\$2,006,400</b>	<b>\$3,870,935</b>	<b>\$0</b>	<b>-2,006,400</b>	<b>-100.0%</b>



# COMM. SVCS. PARKS & REC - Expenditure Summary

FY 2025-26



## Department Programs

### Program 6507030: CUSTODIAL MAINTENANCE

Expenditure Summary	FY 2022-23 Actual	FY 2023-24 Actual	FY 2024-25 Budget	FY 2024-25 Projection	FY 2025-26 Proposed	\$ Inc/-Dec	%
Personnel Services	425,254	471,131	516,112	505,257	82,615	-433,497	-84.0%
Maintenance & Operations	488,649	519,014	569,019	540,725	685,250	116,231	20.4%
Allocated Costs	60,490	61,176	73,064	73,064	26,695	-46,369	-63.5%
Capital and Non-Capital Project	0	247	0	0	0	0	0.0%
	<b>\$974,393</b>	<b>\$1,051,568</b>	<b>\$1,158,195</b>	<b>\$1,119,046</b>	<b>\$794,560</b>	<b>-363,635</b>	<b>-31.4%</b>

### Program 6508310: BUILDING MANAGEMENT

Expenditure Summary	FY 2022-23 Actual	FY 2023-24 Actual	FY 2024-25 Budget	FY 2024-25 Projection	FY 2025-26 Proposed	\$ Inc/-Dec	%
Personnel Services	1,192,719	1,432,265	1,815,299	1,675,869	1,654,272	-161,027	-8.9%
Maintenance & Operations	1,887,798	2,125,805	2,203,505	2,123,737	2,396,190	192,685	8.7%
Allocated Costs	285,534	352,569	404,337	404,337	411,493	7,156	1.8%
Capital Outlay/Improvements	6,686	0	10,000	0	10,000	0	0.0%
Capital and Non-Capital Project	2,684,242	2,137,648	1,363,000	561,151	706,000	-657,000	-48.2%
	<b>\$6,056,979</b>	<b>\$6,048,287</b>	<b>\$5,796,141</b>	<b>\$4,765,094</b>	<b>\$5,177,955</b>	<b>-618,186</b>	<b>-10.7%</b>

### Program 65083101: BUILDING MANAGEMENT ISF

Expenditure Summary	FY 2022-23 Actual	FY 2023-24 Actual	FY 2024-25 Budget	FY 2024-25 Projection	FY 2025-26 Proposed	\$ Inc/-Dec	%
Capital and Non-Capital Project	242,365	736,085	1,315,000	204,590	1,240,000	-75,000	-5.7%
	<b>\$242,365</b>	<b>\$736,085</b>	<b>\$1,315,000</b>	<b>\$204,590</b>	<b>\$1,240,000</b>	<b>-75,000</b>	<b>-5.7%</b>



**This page left intentionally blank.**





**COMM. SVCS. PARKS & REC  
COMM SVCS-ADMINISTRATION**

**Program: 3308000**



Obj/Prj No.	Description	FY 2022-23 Actual	FY 2023-24 Actual	FY 2024-25 Budget	FY 2024-25 Projected	FY 2025-26 Proposed
<b>Personnel Services</b>						
41000	Full-Time Salaries	241,636	257,946	389,407	372,797	436,024
41010	Part-Time Salaries	62,245	68,916	12,250	57,602	12,250
41020	Over-Time Salaries	612	680	5,000	0	5,000
41070	Employee Svcs Allocated	169,604	199,375	276,934	276,934	196,211
	<b>Subtotal</b>	<b>474,097</b>	<b>526,917</b>	<b>683,591</b>	<b>707,333</b>	<b>649,485</b>
<b>Maintenance &amp; Operations</b>						
43000	Office Supplies	1,564	2,060	1,700	1,500	1,700
43030	Postage	963	339	1,000	400	1,000
43040	Uniforms	0	1,300	7,447	9,950	7,447
43050	Operate Equip/Prgm Supplies	2,631	2,845	2,000	1,900	2,000
43070	Software Licenses/Subscription	34	3,094	2,748	2,652	3,022
43080	Telecommunication Equipment	0	522	0	0	0
43120	CAsh Register Shortage	46	18	100	6	100
43140	Bad Debt Expense	0	0	1,000	0	1,000
43200	Advertisement/ Legal Notices	5,768	5,708	8,000	5,700	8,000
43210	Printing & Binding	147	274	340	150	340
43310	Dues & Publications	1,455	1,589	1,908	1,989	1,984
43315	Mileage Reimbursement	85	0	100	46	100
43320	Training/Education/Mtgs	16,054	17,865	26,150	14,550	26,150
43500	City Atty Services	2,861	2,417	5,000	3,500	5,000
43515	Financial Services	33,754	30,452	36,000	31,500	36,000
43530	Trans/Chge Card Fees	34,275	31,434	36,000	33,000	36,000
43650	Other Contractual	20,266	16,955	31,000	26,701	57,800
	<b>Subtotal</b>	<b>119,903</b>	<b>116,872</b>	<b>160,493</b>	<b>133,544</b>	<b>187,643</b>
<b>Allocated Services</b>						
46000	Central Services Allocated	22,958	20,645	29,066	29,066	24,641
46010	Insurance Allocated	25,853	32,666	46,899	46,899	40,345
46020	Building Allocated	117,235	146,204	92,472	92,472	208,278
	<b>Subtotal</b>	<b>166,046</b>	<b>199,515</b>	<b>168,437</b>	<b>168,437</b>	<b>273,264</b>
<b>Capital and Non-Capital Projects</b>						
N8000	Fireworks Marketing	34,080	32,795	26,500	14,050	15,000
	<b>Subtotal</b>	<b>34,080</b>	<b>32,795</b>	<b>26,500</b>	<b>14,050</b>	<b>15,000</b>
	<b>Total</b>	<b>794,126</b>	<b>876,099</b>	<b>1,039,021</b>	<b>1,023,364</b>	<b>1,125,392</b>

## Community Services Department

Program: Administration - 3308000

### Code Explanation

Code 41000:	Provides for full-time staff. Salary allocations include 30% of CSPR Director, 20% of Deputy Director, 100% of Senior Management Analyst, 60% of Management Assistant, 100% of two Management Aides, and 50% of Administrative Assistant.
Code 41010:	Provides for Community Services Commissioners' stipends, which are \$125 per meeting, (allows for 12 regular and 2 special meetings per year).
Code 41020:	Provides for overtime.
Code 41070:	Provides for Employee allocation.
Code 43000:	Provides for office supplies.
Code 43030:	Provides for postage costs.
Code 43040:	Provides shirts for the Commissioners and uniforms for Department staff.
Code 43050:	Provides (\$1,000) for Edwin Rhodes and Hall of Fame framing and (\$1,000) for general operating equipment.
Code 43070:	Provides (\$317) for mailchimp.com email subscription; (\$155) for department's Canva subscription; (\$1,530) for When to Work scheduling software; (\$900) for Survey Monkey; and (\$120) Capcut. Increase in FY2025-26 due to Survey Monkey increase.
Code 43120:	Provides for overages/shortages at all Department cashiering sites.
Code 43140:	Provides for necessary write-off of uncollectible accounts receivables in the Community Services Fund.
Code 43200:	Provides for advertising costs.
Code 43210:	Provides for the costs of printing.
Code 43310:	Provides for agency membership in California Parks and Recreation Society (CPRS- which includes individual membership for Department Director and annual conference registration), agency membership for Southern California Municipal Athletic Federation (SCMAF), Municipal Management Association of Southern California (MMASC) for Senior Management Analyst and Management Aide, Government Social Media for Management Aide and other professional agency memberships, and associated subscriptions.

**Community Services Department**  
Program: Administration – 3308000 (continued)

**Code Explanation**

- Code 43315: Provides for mileage reimbursement.
- Code 43320: Provides (\$2,900) for CPRS Conference; (\$5,000) for Department's All Staff Training; (\$1,100) for staff workshops; (\$2,600) for conference lodging, parking and meals; (\$2,500) for NRPA conference and lodging for Director; (\$500) for Inland Empire Commissioners' Roundtable; (\$3,000) for MMASC Conference and lodging for Senior Management Analyst and Management Aide; (\$315) Commissioners State of the City; (\$1,500) EMT Retreat for Director; (\$600) MMASC Winter Forum, Women's Leadership Summit, and Summer Session for Senior Management Analyst and Management Aide; (\$2,000) for Government Social Media Conference for Management Aide; and (\$2,000) for CAPPO Conference for Director.
- Code 43500: Provides for City Attorney services. Decrease in FY25-26 is due to the reallocation of City Attorney Services to the Administration Department's Attorney Services program 1002010
- Code 43515: Provides for the ActiveNet transaction fees.
- Code 43530: Provides for the credit card transaction fees.
- Code 43650: Provides (\$51,500) for design and print of the Chino Connection Newsletter and (\$6,000) for ActiveNet equipment. Increase in FY2025-26 due to contracting with a new vendor for rebranding and printing of the Connection. Increase is offset by saving from Fireworks Marketing Campaign.
- Code 46000: Provides for Central Services allocation.
- Code 46010: Provides for Insurance allocation.
- Code 46020: Provides for Building allocation.

**Non-Capital Projects-**

•	FY25-26	Fireworks Marketing Campaign (Project N8000)	FY24-25 Est. Exp.	Est. Rev
		<b>Exp: \$15,000</b>	<b>\$14,050</b>	<b>\$0</b>
		Rev: \$0		



**This page left intentionally blank.**



**COMM. SVCS. PARKS & REC  
SOCIAL SERVICES ADMINISTRATION**

**Program: 3308100**



Obj/Prj No.	Description	FY 2022-23 Actual	FY 2023-24 Actual	FY 2024-25 Budget	FY 2024-25 Projected	FY 2025-26 Proposed
<b>Personnel Services</b>						
41000	Full-Time Salaries	304,793	307,793	502,661	421,225	506,782
41010	Part-Time Salaries	2,721	0	0	942	0
41070	Employee Svcs Allocated	209,384	260,461	320,446	320,446	228,052
	<b>Subtotal</b>	<b>516,898</b>	<b>568,254</b>	<b>823,107</b>	<b>742,613</b>	<b>734,834</b>
<b>Maintenance &amp; Operations</b>						
43000	Office Supplies	0	0	500	495	500
43210	Printing & Binding	27	0	56	44	88
43310	Dues & Publications	849	1,105	1,080	1,045	1,041
43320	Training/Education/Mtgs	1,095	1,019	1,775	753	1,595
	<b>Subtotal</b>	<b>1,971</b>	<b>2,124</b>	<b>3,411</b>	<b>2,337</b>	<b>3,224</b>
<b>Allocated Services</b>						
46010	Insurance Allocated	0	0	52,779	52,779	45,610
46020	Building Allocated	65,483	81,664	51,651	51,651	116,336
	<b>Subtotal</b>	<b>65,483</b>	<b>81,664</b>	<b>104,430</b>	<b>104,430</b>	<b>161,946</b>
<b>Capital and Non-Capital Projects</b>						
N8011	Social Services Donations	16,649	35,532	0	28,607	0
	<b>Subtotal</b>	<b>16,649</b>	<b>35,532</b>	<b>0</b>	<b>28,607</b>	<b>0</b>
	<b>Total</b>	<b>601,001</b>	<b>687,574</b>	<b>930,948</b>	<b>877,987</b>	<b>900,004</b>

**Community Services Department**  
**Program: Social Services Administration - 3308100**

**Code Explanation**

- Code 41000: Provides for full-time staff. Salary allocations include 30% of CSPR Director, 40% of Deputy Director, 100% of a CSPR Manager, 50% of Clinical Program Manager, 40% of Human Services Supervisor, 20% of Management Assistant, and 100% of a Customer Service Representative II. Decrease in FY2025-26 due to Clinical Program Manager new to position.
- Code 41070: Provides for Employee allocation.
- Code 43000: Provides for Office Supplies.
- Code 43210: Provides for printing of business cards for CSPR Manager and Clinical Program Manager. Increase in FY2025-26 due to increased printing costs for business cards.
- Code 43310: Provides for CPRS and NRPA Memberships for CSPR Manager and BBS, MFT, AAMFT, and CAMFT Membership for the Clinical Program Manager.
- Code 43320: Provides (\$140) for Clinical Specialist Legal and Ethical CEU; (\$505) CPRS conference for Manager; (\$150) Clinical Specialist Supervision CEU; and (\$800) MFT Conference for Clinical Program Manager. Decrease in FY2025-26 due to actual program needs.
- Code 46020: Provides for Building allocation.

**Non-Capital Projects-**

• FY25-26	Social Services Donations (Project N8011)	FY24-25 Est. Exp.	Est. Rev
	<b>Exp: \$0</b>	<b>\$28,607</b>	<b>\$44,500</b>
	Rev: \$43,000		



**COMM. SVCS. PARKS & REC  
NEIGHBORHOOD SERVICES**

**Program: 3308110**



Obj/Prj No.	Description	FY 2022-23 Actual	FY 2023-24 Actual	FY 2024-25 Budget	FY 2024-25 Projected	FY 2025-26 Proposed
<b>Personnel Services</b>						
41000	Full-Time Salaries	91,353	97,728	107,065	97,269	108,370
41010	Part-Time Salaries	102,185	108,818	159,350	146,127	167,349
41020	Over-Time Salaries	471	0	100	400	400
41070	Employee Svcs Allocated	66,139	70,897	68,254	68,254	48,767
	<b>Subtotal</b>	<b>260,148</b>	<b>277,443</b>	<b>334,769</b>	<b>312,050</b>	<b>324,886</b>
<b>Maintenance &amp; Operations</b>						
43000	Office Supplies	590	1,041	1,175	1,000	1,175
43030	Postage	5	16	150	0	50
43050	Operate Equip/Prgrm Supplies	1,717	3,254	3,000	2,835	3,150
43210	Printing & Binding	28	61	75	44	131
43310	Dues & Publications	121	145	145	145	145
43315	Mileage Reimbursement	0	0	50	0	50
43320	Training/Education/Mtgs	680	0	735	0	755
	<b>Subtotal</b>	<b>3,141</b>	<b>4,517</b>	<b>5,330</b>	<b>4,024</b>	<b>5,456</b>
<b>Allocated Services</b>						
46000	Central Services Allocated	16,870	14,455	18,847	18,847	19,554
46010	Insurance Allocated	23,313	28,576	27,974	27,974	24,814
46020	Building Allocated	294,674	367,489	232,431	232,431	523,514
	<b>Subtotal</b>	<b>334,857</b>	<b>410,520</b>	<b>279,252</b>	<b>279,252</b>	<b>567,882</b>
<b>Capital and Non-Capital Projects</b>						
N4007	Tropical Storm Hilary	0	102	0	0	0
	<b>Subtotal</b>	<b>0</b>	<b>102</b>	<b>0</b>	<b>0</b>	<b>0</b>
	<b>Total</b>	<b>598,146</b>	<b>692,582</b>	<b>619,351</b>	<b>595,326</b>	<b>898,224</b>

## Community Services Department

### Program: Neighborhood Services - 3308110

#### Code Explanation

Code 41000:	Provides for full-time staff. Salary allocations include 5% of Senior Services Supervisor, 20% of Sports Supervisor, 5% of Youth Services Supervisor, 10% of Coordinator and 100% of Customer Service Representative II.
Code 41010:	Provides for part-time staff. Increase in FY2025-26 due to merit increases.
Code 41020:	Provides for overtime as needed. Increase in FY2025-26 due to actual program needs.
Code 41070:	Provides for Employee allocation.
Code 43000:	Provides for office supplies.
Code 43030:	Provides for postage costs. Decrease in FY2025-26 due to actual program needs.
Code 43050:	Provides for replacement conference tables and general operating equipment.
Code 43210:	Provides for printing. Increase in FY2025-26 due to increased printing costs for business cards.
Code 43310:	Provides for the membership costs for CPRS.
Code 43315:	Provides for mileage reimbursement.
Code 43320:	Provides (\$250) for Children's Network Conference for Case Manager and (\$505) for CPRS Conference for CYM Coordinator.
Code 46000:	Provides for Central Services allocation.
Code 46010:	Provides for Insurance allocation.
Code 46020:	Provides for Building allocation.





COMM. SVCS. PARKS & REC  
CHINO YOUTH MUSEUM  
Program: 33081101



Obj/Prj No.	Description	FY 2022-23 Actual	FY 2023-24 Actual	FY 2024-25 Budget	FY 2024-25 Projected	FY 2025-26 Proposed
<b>Personnel Services</b>						
41010	Part-Time Salaries	112,119	110,887	183,266	145,783	159,802
	<b>Subtotal</b>	<b>112,119</b>	<b>110,887</b>	<b>183,266</b>	<b>145,783</b>	<b>159,802</b>
<b>Maintenance &amp; Operations</b>						
43000	Office Supplies	566	489	1,400	1,000	1,300
43030	Postage	163	180	170	111	125
43050	Operate Equip/Prgm Supplies	5,467	6,564	13,240	7,000	12,500
43200	Advertisement/ Legal Notices	0	0	0	280	495
43230	Equipment & Misc Rental	489	486	490	300	309
	<b>Subtotal</b>	<b>6,685</b>	<b>7,719</b>	<b>15,300</b>	<b>8,691</b>	<b>14,729</b>
<b>Capital and Non-Capital Projects</b>						
N8079	Street Signs	0	6,106	15,787	15,620	0
	<b>Subtotal</b>	<b>0</b>	<b>6,106</b>	<b>15,787</b>	<b>15,620</b>	<b>0</b>
	<b>Total</b>	<b>118,804</b>	<b>124,712</b>	<b>214,353</b>	<b>170,094</b>	<b>174,531</b>

**Community Services Department**  
Sub-Program: Chino Youth Museum – 33081101\*

**Code Explanation**

- Code 41010: Provides for part-time staff. Decrease in FY2025-26 due to actual program needs.
- Code 43000: Provides for office supplies. Decrease in FY2025-26 due to actual program needs.
- Code 43030: Provides for postage. Decrease in FY2025-26 due to actual program needs.
- Code 43050: Provides for general operating equipment; supplies for Kids Night Out, First Friday and Bingo events; and equipment for exhibits.
- Code 43230: Provides for equipment rentals. Decrease in FY2025-26 due to actual program needs.

\*Sub-Program reimbursed by the Chino Youth Museum.

**Non-Capital Projects-**

•	FY25-26	Street Signs (Project N8079)	FY24-25 Est. Exp.	Est. Rev
		<b>Exp: \$0</b>	<b>\$15,620</b>	<b>\$11,000</b>
		Rev: \$10,000		



# COMM. SVCS. PARKS & REC SUMMER LUNCH PROGRAM

Program: 33081102



Obj/Prj No.	Description	FY 2022-23 Actual	FY 2023-24 Actual	FY 2024-25 Budget	FY 2024-25 Projected	FY 2025-26 Proposed
<b>Personnel Services</b>						
41010	Part-Time Salaries	0	0	5,585	3,155	0
	<b>Subtotal</b>	<b>0</b>	<b>0</b>	<b>5,585</b>	<b>3,155</b>	<b>0</b>
<b>Maintenance &amp; Operations</b>						
43050	Operate Equip/Prgm Supplies	0	0	8,000	6,400	0
	<b>Subtotal</b>	<b>0</b>	<b>0</b>	<b>8,000</b>	<b>6,400</b>	<b>0</b>
	<b>Total</b>	<b>0</b>	<b>0</b>	<b>13,585</b>	<b>9,555</b>	<b>0</b>

**Community Services Department**  
Sub-Program: Summer Lunch - 33081102

**Code Explanation**

- Code 41010: Provides for part-time staff. Decrease in FY2024-25 due to outside organization providing the program.
- Code 43050: Provides for lunches and other supplies. Decrease in FY2024-25 due to outside organization providing the program.



COMM. SVCS. PARKS & REC  
MONTE VISTA PARK  
Program: 33081103



Obj/Prj No.	Description	FY 2022-23 Actual	FY 2023-24 Actual	FY 2024-25 Budget	FY 2024-25 Projected	FY 2025-26 Proposed
<b>Personnel Services</b>						
41000	Full-Time Salaries	9,413	9,279	12,431	12,287	9,137
41010	Part-Time Salaries	17,390	19,728	27,562	26,385	28,112
41070	Employee Svcs Allocated	6,549	11,528	7,925	7,925	4,112
	<b>Subtotal</b>	<b>33,352</b>	<b>40,535</b>	<b>47,918</b>	<b>46,597</b>	<b>41,361</b>
<b>Maintenance &amp; Operations</b>						
43000	Office Supplies	0	0	25	0	25
43050	Operate Equip/Prgm Supplies	10	653	600	650	600
	<b>Subtotal</b>	<b>10</b>	<b>653</b>	<b>625</b>	<b>650</b>	<b>625</b>
<b>Allocated Services</b>						
46000	Central Services Allocated	2,982	2,791	3,487	3,487	3,567
46010	Insurance Allocated	4,073	5,535	4,199	4,199	3,352
46020	Building Allocated	64,809	80,823	51,119	51,119	115,138
	<b>Subtotal</b>	<b>71,864</b>	<b>89,149</b>	<b>58,805</b>	<b>58,805</b>	<b>122,057</b>
	<b>Total</b>	<b>105,226</b>	<b>130,337</b>	<b>107,348</b>	<b>106,052</b>	<b>164,043</b>

**Community Services Department**  
Sub-Program: Monte Vista Park - 33081103

**Code Explanation**

- Code 41000: Provides for full-time staff. Salary allocation includes 10% of a Coordinator. Decrease in FY2025-26 due to reallocation of Coordinator.
- Code 41010: Provides for part-time staff. Decrease in FY2025-26 due to actual program needs.
- Code 41070: Provides for Employee allocation.
- Code 43000: Provides for office supplies.
- Code 43050: Provides for zip ties/umbrella and for health permit.
- Code 46000: Provides for Central Services allocation.
- Code 46010: Provides for Insurance allocation.
- Code 46020: Provides for Building allocation.



**COMM. SVCS. PARKS & REC**  
**COMMUNITY OUTREACH**  
**Program: 33081105**



Obj/Prj No.	Description	FY 2022-23 Actual	FY 2023-24 Actual	FY 2024-25 Budget	FY 2024-25 Projected	FY 2025-26 Proposed
<b>Personnel Services</b>						
41000	Full-Time Salaries	8,796	7,588	13,705	12,456	18,274
41010	Part-Time Salaries	19,949	26,532	43,524	32,272	43,524
41070	Employee Svcs Allocated	5,836	6,469	8,737	8,737	8,223
	<b>Subtotal</b>	<b>34,581</b>	<b>40,589</b>	<b>65,966</b>	<b>53,465</b>	<b>70,021</b>
<b>Maintenance &amp; Operations</b>						
43000	Office Supplies	100	44	100	95	100
43050	Operate Equip/Prgm Supplies	1,600	1,875	1,700	1,687	3,000
43210	Printing & Binding	27	0	50	0	50
43315	Mileage Reimbursement	0	4	50	5	50
	<b>Subtotal</b>	<b>1,727</b>	<b>1,923</b>	<b>1,900</b>	<b>1,787</b>	<b>3,200</b>
	<b>Total</b>	<b>36,308</b>	<b>42,512</b>	<b>67,866</b>	<b>55,252</b>	<b>73,221</b>

**Community Services Department**  
Sub-Program: Community Outreach - 33081105

**Code Explanation**

- Code 41000: Provides for full-time staff. Salary allocation includes 20% of a Coordinator. Increase in FY2025-26 due to reallocation of Coordinator.
- Code 41010: Provides for part-time staff.
- Code 41070: Provides for Employee allocation.
- Code 43000: Provides for office supplies.
- Code 43050: Provides for promotional items for use at the outreach booth. Increase in FY2025-26 due to increased costs for promotional items.
- Code 43210: Provides for printing.
- Code 43315: Provides for mileage reimbursement.
- Code 46010: Provides for Insurance allocation.





COMM. SVCS. PARKS & REC  
OLD SCHOOL HOUSE MUSEUM

Program: 33081106



Obj/Prj No.	Description	FY 2022-23 Actual	FY 2023-24 Actual	FY 2024-25 Budget	FY 2024-25 Projected	FY 2025-26 Proposed
<b>Personnel Services</b>						
41010	Part-Time Salaries	59,815	59,036	83,210	82,908	84,734
	<b>Subtotal</b>	<b>59,815</b>	<b>59,036</b>	<b>83,210</b>	<b>82,908</b>	<b>84,734</b>
<b>Maintenance &amp; Operations</b>						
43000	Office Supplies	400	62	400	100	400
43030	Postage	347	212	258	200	258
43050	Operate Equip/Prgm Supplies	713	632	1,000	1,576	1,000
43060	Computer Equipment <5000	0	0	1,500	0	1,500
43210	Printing & Binding	41	0	500	0	500
43320	Training/Education/Mtgs	59	0	200	0	200
	<b>Subtotal</b>	<b>1,560</b>	<b>906</b>	<b>3,858</b>	<b>1,876</b>	<b>3,858</b>
<b>Allocated Services</b>						
46020	Building Allocated	1,572	1,960	1,240	1,240	2,792
	<b>Subtotal</b>	<b>1,572</b>	<b>1,960</b>	<b>1,240</b>	<b>1,240</b>	<b>2,792</b>
	<b>Total</b>	<b>62,947</b>	<b>61,902</b>	<b>88,308</b>	<b>86,024</b>	<b>91,384</b>

**Community Services Department**  
Sub-Program: Old School House Museum - 33081106

**Code Explanation**

- Code 41010: Provides for part-time staff.
- Code 43000: Provides for office supplies.
- Code 43030: Provides for postage.
- Code 43050: Provides (\$1,000) for archival items and displays.
- Code 43060: Provides (\$1,500) for purchase of computer kiosk monitor for museum visitors.
- Code 43210: Provides for printing of educational booklets for school presentations.
- Code 43320: Provides (\$200) for Past Perfect training.
- Code 46010: Provides for Insurance allocation.
- Code 46020: Provides for Building allocation.



**COMM. SVCS. PARKS & REC**  
**HUMAN SERVICES**  
**Program: 3308120**



Obj/Prj No.	Description	FY 2022-23 Actual	FY 2023-24 Actual	FY 2024-25 Budget	FY 2024-25 Projected	FY 2025-26 Proposed
<b>Personnel Services</b>						
41000	Full-Time Salaries	74,352	65,015	105,832	103,067	93,035
41010	Part-Time Salaries	85,968	105,078	195,919	160,283	195,919
41020	Over-Time Salaries	2,303	1,312	6,550	1,500	3,000
41070	Employee Svcs Allocated	53,721	57,222	67,468	67,468	41,866
	<b>Subtotal</b>	<b>216,344</b>	<b>228,627</b>	<b>375,769</b>	<b>332,318</b>	<b>333,820</b>
<b>Maintenance &amp; Operations</b>						
43000	Office Supplies	1,162	1,608	1,900	1,500	1,900
43030	Postage	97	70	100	100	100
43050	Operate Equip/Prgm Supplies	985	1,348	1,400	1,350	1,400
43070	Software Licenses/Subscription	16	0	0	0	0
43210	Printing & Binding	414	262	250	275	250
43310	Dues & Publications	1,072	872	1,470	1,200	1,470
43315	Mileage Reimbursement	0	35	800	600	800
43320	Training/Education/Mtgs	1,823	2,358	2,430	875	2,595
	<b>Subtotal</b>	<b>5,569</b>	<b>6,553</b>	<b>8,350</b>	<b>5,900</b>	<b>8,515</b>
<b>Allocated Services</b>						
46000	Central Services Allocated	10,143	10,565	16,978	16,978	15,831
46010	Insurance Allocated	14,264	17,830	31,684	31,684	26,006
46020	Building Allocated	103,987	129,683	82,022	82,022	184,742
46030	Vehicle Allocated	0	0	18,615	18,615	10,782
	<b>Subtotal</b>	<b>128,394</b>	<b>158,078</b>	<b>149,299</b>	<b>149,299</b>	<b>237,361</b>
<b>Capital and Non-Capital Projects</b>						
N8058	Homeless Outreach Services	0	39,016	120,390	117,525	144,490
	<b>Subtotal</b>	<b>0</b>	<b>39,016</b>	<b>120,390</b>	<b>117,525</b>	<b>144,490</b>
	<b>Total</b>	<b>350,307</b>	<b>432,274</b>	<b>653,808</b>	<b>605,042</b>	<b>724,186</b>

**Community Services Department**  
**Program: Human Services - 3308120**

**Code Explanation**

- Code 41000: Provides for full-time salaries. Salary allocation includes 55% of Human Services Supervisor, 5% of Youth Services Supervisor, and 35% of a Coordinator. Decrease in FY2025=26 due to reallocation of Youth Services Supervisor.
- Code 41010: Provides for part-time staff.
- Code 41020: Provides for overtime. Decrease in FY2025-26 due to actual program needs.
- Code 41070: Provides for Employee allocation.
- Code 43000: Provides for office supplies.
- Code 43030: Provides for postage.
- Code 43050: Provides for program supplies.
- Code 43210: Provides for printing.
- Code 43310: Provides for membership dues.
- Code 43315: Provides for mileage reimbursement.
- Code 43320: Provides for MFT CEU's for Counselor III's; CPRS Conference registration for Human Services Supervisor and Coordinator and Hope Coordinator. Increase in FY2025-26 due to increase in conference registration.
- Code 46000: Provides for Central Services allocation.
- Code 46010: Provides for Insurance allocation.
- Code 46020: Provides for Building allocation.

**Non-Capital Projects-**

• FY25-26	Homeless Outreach Services (Project N8058)	FY24-25 Est. Exp.	Est. Rev
	<b>Exp: \$144,490</b>	<b>\$117,525</b>	<b>\$0</b>
	Rev: \$0		



COMM. SVCS. PARKS & REC  
YOUTH ACCOUNTABILITY BOARD

Program: 33081201



Obj/Prj No.	Description	FY 2022-23 Actual	FY 2023-24 Actual	FY 2024-25 Budget	FY 2024-25 Projected	FY 2025-26 Proposed
<b>Personnel Services</b>						
41000	Full-Time Salaries	21,993	0	0	0	0
41070	Employee Svcs Allocated	15,019	0	0	0	0
<b>Subtotal</b>		<b>37,012</b>	<b>0</b>	<b>0</b>	<b>0</b>	<b>0</b>
<b>Total</b>		<b>37,012</b>	<b>0</b>	<b>0</b>	<b>0</b>	<b>0</b>

**Community Services Department**  
Sub-Program: Youth Accountability Board – 33081201

Code Explanation

Sub-program discontinued in FY2023-24.



**COMM. SVCS. PARKS & REC**  
**CLASSES**  
**Program: 33081202**



Obj/Prj No.	Description	FY 2022-23 Actual	FY 2023-24 Actual	FY 2024-25 Budget	FY 2024-25 Projected	FY 2025-26 Proposed
<b>Personnel Services</b>						
41070	Employee Svcs Allocated	0	0	-1,027	0	0
	<b>Subtotal</b>	<b>0</b>	<b>0</b>	<b>-1,027</b>	<b>0</b>	<b>0</b>
<b>Capital and Non-Capital Projects</b>						
N8044	Choices	51,251	51,237	76,610	54,272	74,152
N8080	PALS Liberty	5,404	5,384	10,946	7,945	10,847
	<b>Subtotal</b>	<b>56,655</b>	<b>56,621</b>	<b>87,556</b>	<b>62,217</b>	<b>84,999</b>
	<b>Total</b>	<b>56,655</b>	<b>56,621</b>	<b>86,529</b>	<b>62,217</b>	<b>84,999</b>

Community Services Department  
Sub-Program: Classes - 33081202

Code Explanation

Non-Capital Projects-

•	FY2025-26	Choices (Project #N8044):	FY24-25 Est. Exp.	Est. Rev
		<b>Total Project Cost: \$74,152</b>		
		Revenue: \$68,670	<b>\$54,272</b>	<b>\$55,500</b>
•	FY2025-26	PALS Liberty (Project #N8080):	FY24-25 Est. Exp.	Est. Rev
		<b>Total Project Cost: \$10,847</b>		
		Revenue: \$13,262	<b>\$7,945</b>	<b>\$13,230</b>





**COMM. SVCS. PARKS & REC**  
**SPECIAL FRIENDS/PALS**  
**Program: 33081203**



Obj/Prj No.	Description	FY 2022-23 Actual	FY 2023-24 Actual	FY 2024-25 Budget	FY 2024-25 Projected	FY 2025-26 Proposed
<b>Personnel Services</b>						
41000	Full-Time Salaries	0	0	0	0	18,274
41010	Part-Time Salaries	65,110	104,410	100,038	88,371	83,365
41020	Over-Time Salaries	0	19	2,500	0	0
	<b>Subtotal</b>	<b>65,110</b>	<b>104,429</b>	<b>102,538</b>	<b>88,371</b>	<b>101,639</b>
<b>Maintenance &amp; Operations</b>						
43000	Office Supplies	65	112	750	400	400
43050	Operate Equip/Prgm Supplies	360	1,113	1,218	800	1,100
43310	Dues & Publications	0	121	150	145	0
43315	Mileage Reimbursement	65	28	400	42	100
43320	Training/Education/Mtgs	0	480	485	0	0
43650	Other Contractual	0	0	518	0	150
	<b>Subtotal</b>	<b>490</b>	<b>1,854</b>	<b>3,521</b>	<b>1,387</b>	<b>1,750</b>
	<b>Total</b>	<b>65,600</b>	<b>106,283</b>	<b>106,059</b>	<b>89,758</b>	<b>103,389</b>

## Community Services Department

### Sub-Program: Special Friends and PALS - 33081203

#### Code Explanation

Code 41000:	Provides for full-time staff. Salary allocation includes 20% of a Coordinator. Increase in FY2025-26 due to reallocation of Coordinator.
Code 41010:	Provides for part-time staff. Decrease in FY2025-26 due to not providing program at Legacy.
Code 41020	Provides for overtime for Coordinator to work weekend events. Decrease in FY2025-26 due to actual program needs.
Code 43000:	Provides office supplies. Decrease in FY2025-26 due to actual program needs.
Code 43050:	Provides (\$500) for games, craft supplies and books; and (\$717.50) for California Teacher Credentialing Certificates. Decrease in FY2025-26 due to actual program needs.
Code 43310	Provides for California Parks and Recreation Society membership dues for Coordinator. Decrease in FY2025-26 due to reallocation of Coordinator.
Code 43315:	Provides for mileage reimbursement. Decrease in FY2025-26 due to actual program needs.
Code 41320	Provides for the California Parks and Recreation Society conference registration for Coordinator. Decrease in FY2025-26 due to reallocation of Coordinator.
Code 43650:	Provides (\$150) for fingerprinting of staff assigned to school programs. Decrease in FY2025-26 due to actual program needs.
Code 46010:	Provides for Insurance allocation.



**COMM. SVCS. PARKS & REC**  
**SCHOOL BASED PREVENTATIVE**  
**Program: 33081204**



Obj/Prj No.	Description	FY 2022-23 Actual	FY 2023-24 Actual	FY 2024-25 Budget	FY 2024-25 Projected	FY 2025-26 Proposed
<b>Capital and Non-Capital Projects</b>						
G8509	Excel-C.V.U.S.D.	7	0	0	0	0
G8580	T.U.P.E.-C.V.U.S.D.	72,945	48,994	81,676	69,812	0
G8589	American Rescue Plan C.V.U.S.D.	30,604	28,714	0	0	0
G8590	Mckinney-Vento Cm & Cnsl	63,000	68,553	242,504	139,322	209,607
G8591	American Rescue Plan C.V.U.S.D. li	101,316	114,762	0	0	0
N4007	Tropical Storm Hilary	0	124	0	0	0
<b>Subtotal</b>		<b>267,872</b>	<b>261,147</b>	<b>324,180</b>	<b>209,134</b>	<b>209,607</b>
<b>Total</b>		<b>267,872</b>	<b>261,147</b>	<b>324,180</b>	<b>209,134</b>	<b>209,607</b>

**Community Services Department**  
Sub-Program: School Based Preventative - 33081204

**Code Explanation**

<b>Non-Capital Projects-</b>			
•	FY2025-26	TUPE (Project #G8580) <b>Total Project Cost: \$0</b> Revenue: \$0	FY24-25 Est. Exp. <b>\$69,812</b>  Est. Rev. <b>\$49,518</b>
•	FY2025-26	McKinney Vento CM & Counseling (Project #G8590) <b>Total Project Cost: \$209,607</b> Revenue: \$185,000	FY24-25 Est. Exp. <b>\$139,322</b>  Est. Rev. <b>\$143,741</b>



**COMM. SVCS. PARKS & REC**  
**YOUTH COUNSELING**  
**Program: 33081206**



Obj/Prj No.	Description	FY 2022-23 Actual	FY 2023-24 Actual	FY 2024-25 Budget	FY 2024-25 Projected	FY 2025-26 Proposed
<b>Personnel Services</b>						
41000	Full-Time Salaries	15,411	11,660	20,718	20,718	21,753
41010	Part-Time Salaries	103,511	117,907	193,817	145,011	193,901
41070	Employee Svcs Allocated	10,721	11,322	13,208	13,208	9,789
	<b>Subtotal</b>	<b>129,643</b>	<b>140,889</b>	<b>227,743</b>	<b>178,937</b>	<b>225,443</b>
<b>Maintenance &amp; Operations</b>						
43050	Operate Equip/Prgm Supplies	1,333	205	923	0	0
43315	Mileage Reimbursement	1,190	1,188	1,200	1,190	1,200
43650	Other Contractual	1,110	592	702	0	0
	<b>Subtotal</b>	<b>3,633</b>	<b>1,985</b>	<b>2,825</b>	<b>1,190</b>	<b>1,200</b>
<b>Capital and Non-Capital Projects</b>						
N8076	Liberty Counseling	1,809	0	0	0	0
	<b>Subtotal</b>	<b>1,809</b>	<b>0</b>	<b>0</b>	<b>0</b>	<b>0</b>
	<b>Total</b>	<b>135,085</b>	<b>142,874</b>	<b>230,568</b>	<b>180,127</b>	<b>226,643</b>

**Community Services Department**  
Sub-Program: Youth Counseling - 33081206

**Code Explanation**

- Code 41000: Provides for full-time staff. Salary allocation includes 25% of a Coordinator.
- Code 41010: Provides for part-time staff.
- Code 41070: Provides for Employee allocation.
- Code 43050: Provides California Teacher Credential Certificates for Counselors assigned to school programs. Decrease in FY2025-26 due to actual program needs.
- Code 43315: Provides for mileage reimbursement.
- Code 43650: Provides fingerprinting for Counselors assigned to school programs. Decrease in FY2025-26 due to actual program needs.



**COMM. SVCS. PARKS & REC**  
**TEEN COUNSELING**  
**Program: 33081207**



Obj/Prj No.	Description	FY 2022-23 Actual	FY 2023-24 Actual	FY 2024-25 Budget	FY 2024-25 Projected	FY 2025-26 Proposed
<b>Personnel Services</b>						
41000	Full-Time Salaries	15,411	11,660	20,718	20,718	21,753
41010	Part-Time Salaries	99,862	91,949	161,818	109,805	161,695
41070	Employee Svcs Allocated	10,721	11,322	13,208	13,208	9,789
	<b>Subtotal</b>	<b>125,994</b>	<b>114,931</b>	<b>195,744</b>	<b>143,731</b>	<b>193,237</b>
<b>Maintenance &amp; Operations</b>						
43315	Mileage Reimbursement	105	758	800	775	800
	<b>Subtotal</b>	<b>105</b>	<b>758</b>	<b>800</b>	<b>775</b>	<b>800</b>
	<b>Total</b>	<b>126,099</b>	<b>115,689</b>	<b>196,544</b>	<b>144,506</b>	<b>194,037</b>

**Community Services Department**  
Sub-Program: Teen Counseling - 33081207

**Code Explanation**

- Code 41000: Provides for full-time staff. Salary allocation includes 25% of a Coordinator
- Code 41010: Provides for part-time staff.
- Code 41070: Provides for Employee allocation.
- Code 43315: Provides for mileage reimbursement.





**COMM. SVCS. PARKS & REC  
HOPE FAMILY RESOURCE CENTER**

**Program: 33081208**



Obj/Prj No.	Description	FY 2022-23 Actual	FY 2023-24 Actual	FY 2024-25 Budget	FY 2024-25 Projected	FY 2025-26 Proposed
<b>Personnel Services</b>						
41000	Full-Time Salaries	65,011	73,364	93,168	89,682	93,168
41010	Part-Time Salaries	217,935	204,585	215,373	154,572	200,374
41070	Employee Svcs Allocated	43,664	46,110	59,395	59,395	41,926
	<b>Subtotal</b>	<b>326,610</b>	<b>324,059</b>	<b>367,936</b>	<b>303,649</b>	<b>335,468</b>
<b>Maintenance &amp; Operations</b>						
40010	Addl Council Appropriations	0	0	114,361	0	0
43050	Operate Equip/Prgm Supplies	2,146	528	1,000	1,500	1,500
43210	Printing & Binding	274	360	300	300	300
43315	Mileage Reimbursement	1,760	1,799	2,000	1,292	2,000
43320	Training/Education/Mtgs	7,131	1,447	8,000	5,500	5,500
43440	Telephone/I.S.P. Utilities	6,977	6,774	6,500	4,805	5,500
	<b>Subtotal</b>	<b>18,288</b>	<b>10,908</b>	<b>132,161</b>	<b>13,397</b>	<b>14,800</b>
<b>Capital and Non-Capital Projects</b>						
G8240	Homeless Innovative Program (Hip)	0	24,121	0	0	0
N8064	Hope Family Center Donations	2,597	3,584	5,000	5,000	5,500
	<b>Subtotal</b>	<b>2,597</b>	<b>27,705</b>	<b>5,000</b>	<b>5,000</b>	<b>5,500</b>
<b>Total</b>		<b>347,495</b>	<b>362,672</b>	<b>505,097</b>	<b>322,046</b>	<b>355,768</b>

**Community Services Department**  
Sub-Program: Hope Family Resource Centers - 33081208

**Code Explanation**

- Code 41000: Provides for full-time staff. Salary allocation includes 100% of a Coordinator
- Code 41010: Provides for part-time staff. Decrease in FY2025-26 due to actual grant funding.
- Code 41070: Provides for Employee allocation.
- Code 43050: Provides for polos and miscellaneous equipment. Increase in FY2025-26 due to actual grant funding.
- Code 43210: Provides for printing of business cards for Case Managers.
- Code 43315: Provides for mileage reimbursement.
- Code 43320: Provides for student wellness and other training. Decrease in FY2025-26 due to actual grant funding.
- Code 43440: Provides for cellular phone services for Case Managers assigned to HOPE Family Resource Centers. Decrease in FY2025-26 due to actual grant funding.

**Non-Capital Projects-**

•	FY2025-26	Hope Family Center Donations (Project N8064)	FY24-25 Est. Exp.	Est. Rev
		<b>Exp: \$5,500</b>	<b>\$5,000</b>	<b>\$5,000</b>
		Rev: \$5,500		



**COMM. SVCS. PARKS & REC**  
**SENIOR SERVICES**  
**Program: 3308130**



Obj/Prj No.	Description	FY 2022-23 Actual	FY 2023-24 Actual	FY 2024-25 Budget	FY 2024-25 Projected	FY 2025-26 Proposed
<b>Personnel Services</b>						
41000	Full-Time Salaries	109,887	143,140	231,452	222,151	238,148
41010	Part-Time Salaries	155,111	150,310	197,525	229,715	227,046
41020	Over-Time Salaries	1,033	2,097	2,050	1,800	2,050
41025	Work Comp Pay	0	160	0	12,000	0
41070	Employee Svcs Allocated	84,089	119,755	147,551	147,551	107,167
	<b>Subtotal</b>	<b>350,120</b>	<b>415,462</b>	<b>578,578</b>	<b>613,217</b>	<b>574,411</b>
<b>Maintenance &amp; Operations</b>						
43000	Office Supplies	1,491	1,770	1,600	1,595	1,600
43030	Postage	172	161	175	170	175
43050	Operate Equip/Prgm Supplies	2,125	4,436	12,950	10,307	13,450
43200	Advertisement/ Legal Notices	960	0	960	1,083	1,090
43210	Printing & Binding	88	102	100	86	132
43310	Dues & Publications	300	300	350	350	350
43315	Mileage Reimbursement	0	1	50	0	50
43320	Training/Education/Mtgs	1,142	543	1,410	795	1,450
43440	Telephone/I.S.P. Utilities	1,223	1,363	1,320	1,325	1,451
43580	Maint/Contract Repair Svcs	0	0	250	0	250
43650	Other Contractual	855	450	450	450	450
	<b>Subtotal</b>	<b>8,356</b>	<b>9,126</b>	<b>19,615</b>	<b>16,161</b>	<b>20,448</b>
<b>Allocated Services</b>						
46000	Central Services Allocated	18,680	19,473	23,693	23,693	22,446
46010	Insurance Allocated	26,219	33,918	45,042	45,042	41,867
46020	Building Allocated	176,804	220,493	139,458	139,458	314,108
46030	Vehicle Allocated	62,367	85,275	79,853	79,853	54,087
	<b>Subtotal</b>	<b>284,070</b>	<b>359,159</b>	<b>288,046</b>	<b>288,046</b>	<b>432,508</b>
<b>Capital and Non-Capital Projects</b>						
G8953	Measure I Omni Trans 2018	85,412	86,450	146,516	85,174	127,759
	<b>Subtotal</b>	<b>85,412</b>	<b>86,450</b>	<b>146,516</b>	<b>85,174</b>	<b>127,759</b>
	<b>Total</b>	<b>727,958</b>	<b>870,197</b>	<b>1,032,755</b>	<b>1,002,598</b>	<b>1,155,126</b>

## Community Services Department

### Program: Senior Services - 3308130

#### Code Explanation

Code 41000:	Provides for full-time staff. Salary allocations include 45% of Senior Services Supervisor, 100% of Aging Services Coordinator, 35% of a Coordinator and 100% of Customer Service Representative II.
Code 41010:	Provides for part-time staff. Increase in FY2025-26 and Projection for FY2024-25 due to the Class and Compensation study was implemented after this grant was awarded and due to the salary increases, the staff hours for the grant had to be reduced and charged to Senior Services.
Code 41020:	Provides for overtime.
Code 41070:	Provides for Employee allocation.
Code 43000:	Provides for office supplies.
Code 43030:	Provides for postage.
Code 43050:	Provides (\$200) for case management workshop supplies; (\$1,500) general facility replacement; (\$8,750) gym equipment replacement; (\$2,000) donations; (\$500) fitness room hand sanitizer.
Code 43070	Provides for motion picture license.
Code 43200:	Provides for advertising in local newspapers. Increase in FY2025-26 due to increased advertising costs.
Code 43210:	Provides for printing. Increase in FY2025-26 due to increased printing costs for business cards.
Code 43310:	Provides for dues and memberships in professional organizations.
Code 43315:	Provides for mileage reimbursement.
Code 43320:	Provides (\$80) CPRS Aging Mini Conference; (\$110) CPRS Spring Senior Symposium; (\$1,010) CPRS Conference registration for Supervisor and Coordinator; and (\$250) for Department of Aging Conference for Case Manager and Coordinator.
Code 43440:	Provides for Time Warner Cable service at the Senior Center. Increase in FY2025-26 due to increase in monthly cable service.
Code 43580	Provides for bingo machine repairs.
Code 43650:	Provides for Spanish translation services for Ageless Times.
Code 46000:	Provides for Central Services allocation.
Code 46010:	Provides for Insurance allocation.

**Community Services Department**  
Program: Senior Services – 3308130 (continued)

Code Explanation

- Code 46020: Provides for Building allocation.
- Code 46030: Provides for Vehicle allocation.

**Non-Capital Projects-**

•	FY2024-25	Measure I Omni Trans 2018 (Project G8953)	FY24-25 Est. Exp.	Est. Rev
		<b>Exp: \$127,759</b>	<b>\$85,174</b>	<b>\$165,378</b>
		Rev: \$127,759		



**This page left intentionally blank.**



COMM. SVCS. PARKS & REC  
SENIOR CLASSES  
Program: 33081301



Obj/Prj No.	Description	FY 2022-23 Actual	FY 2023-24 Actual	FY 2024-25 Budget	FY 2024-25 Projected	FY 2025-26 Proposed
<b>Personnel Services</b>						
41000	Full-Time Salaries	15,979	20,016	27,410	27,410	27,410
41010	Part-Time Salaries	3,573	5,723	10,446	10,446	10,446
41070	Employee Svcs Allocated	12,865	13,586	17,474	17,474	12,335
<b>Subtotal</b>		<b>32,417</b>	<b>39,325</b>	<b>55,330</b>	<b>55,330</b>	<b>50,191</b>
<b>Maintenance &amp; Operations</b>						
43000	Office Supplies	0	98	325	250	325
43030	Postage	4	0	0	0	0
43050	Operate Equip/Prgrm Supplies	545	1,061	1,375	1,295	1,375
43600	Recreation Contract Svcs	12,425	13,545	18,120	16,000	17,920
<b>Subtotal</b>		<b>12,974</b>	<b>14,704</b>	<b>19,820</b>	<b>17,545</b>	<b>19,620</b>
<b>Total</b>		<b>45,391</b>	<b>54,029</b>	<b>75,150</b>	<b>72,875</b>	<b>69,811</b>

**Community Services Department**  
Sub-Program: Senior Classes - 33081301

**Code Explanation**

- Code 41000: Provides for full-time salaries. Salary allocation includes 30% of a Coordinator.
- Code 41010: Provides for part-time staff.
- Code 41070: Provides for Employee allocation.
- Code 43000: Provides for office supplies.
- Code 43030: Provides for postage.
- Code 43050: Provides (\$275) for contract classes supplies and (\$1,100) Door & Décor supplies.
- Code 43600: Provides for recreation contract services for various contractors.





**COMM. SVCS. PARKS & REC**  
**SENIOR SPECIAL EVENTS**  
**Program: 33081302**



Obj/Prj No.	Description	FY 2022-23 Actual	FY 2023-24 Actual	FY 2024-25 Budget	FY 2024-25 Projected	FY 2025-26 Proposed
<b>Personnel Services</b>						
41000	Full-Time Salaries	15,979	20,016	27,410	27,410	27,410
41010	Part-Time Salaries	4,978	7,400	15,441	15,015	15,441
41070	Employee Svcs Allocated	12,865	13,586	17,474	17,474	12,335
	<b>Subtotal</b>	<b>33,822</b>	<b>41,002</b>	<b>60,325</b>	<b>59,899</b>	<b>55,186</b>
<b>Maintenance &amp; Operations</b>						
43030	Postage	0	15	0	21	25
43050	Operate Equip/Prgrm Supplies	13,009	12,882	7,650	11,299	11,000
43650	Other Contractual	5,175	5,715	6,520	5,475	7,695
	<b>Subtotal</b>	<b>18,184</b>	<b>18,612</b>	<b>14,170</b>	<b>16,795</b>	<b>18,720</b>
	<b>Total</b>	<b>52,006</b>	<b>59,614</b>	<b>74,495</b>	<b>76,694</b>	<b>73,906</b>

**Community Services Department**  
**Sub-Program: Senior Special Events- 33081302**

**Code Explanation**

- Code 41000: Provides for full-time staff. Salary allocation includes 30% of a Coordinator.
- Code 41010: Provides for part-time staff.
- Code 41070: Provides for Employee allocation.
- Code 43030: Provides for postage.
- Code 43050: Provides (\$1,350) AM coffee supplies; (\$300) summer luau; (\$1,000) holiday luncheons; (\$800) Aguiar Square event; (\$5,500) Legends event; (\$1,050) dances; and (\$1,000) bunco. Increase in FY2025-26 due to increased programming costs.
- Code 43650: Provides (\$3,900) Aguiar Square music contracts; (\$1,010) FSA November luncheon; (\$1,010) FSA December luncheon; (\$225) Luau dancers contract; (\$1,050) dance music; (\$500) FSA Luau luncheon. Increase in FY2025-26 due to increased programming costs.



**COMM. SVCS. PARKS & REC**  
**COMMUNITY EVENTS**  
**Program: 3308140**



Obj/Prj No.	Description	FY 2022-23 Actual	FY 2023-24 Actual	FY 2024-25 Budget	FY 2024-25 Projected	FY 2025-26 Proposed
<b>Personnel Services</b>						
41000	Full-Time Salaries	63,518	103,824	230,990	166,828	273,754
41010	Part-Time Salaries	27,164	39,863	105,389	77,690	110,256
41020	Over-Time Salaries	1,668	2,742	2,050	3,652	3,675
41070	Employee Svcs Allocated	43,625	51,287	154,906	154,906	123,189
	<b>Subtotal</b>	<b>135,975</b>	<b>197,716</b>	<b>493,335</b>	<b>403,076</b>	<b>510,874</b>
<b>Maintenance &amp; Operations</b>						
43000	Office Supplies	71	137	100	148	100
43050	Operate Equip/Prgrm Supplies	7,569	4,646	5,487	10,980	7,187
43070	Software Licenses/Subscription	0	99	0	99	99
43210	Printing & Binding	60	61	50	44	100
43310	Dues & Publications	145	145	150	145	300
43315	Mileage Reimbursement	1	0	50	10	50
43320	Training/Education/Mtgs	465	480	485	495	1,010
43650	Other Contractual	300	0	500	0	500
	<b>Subtotal</b>	<b>8,611</b>	<b>5,568</b>	<b>6,822</b>	<b>11,921</b>	<b>9,346</b>
<b>Allocated Services</b>						
46000	Central Services Allocated	6,280	16,785	27,468	27,468	17,779
46010	Insurance Allocated	8,072	11,164	36,580	36,580	34,561
46020	Building Allocated	51,293	63,968	40,458	40,458	91,126
	<b>Subtotal</b>	<b>65,645</b>	<b>91,917</b>	<b>104,506</b>	<b>104,506</b>	<b>143,466</b>
<b>Capital and Non-Capital Projects</b>						
N8020	Grand Openings	1,645	2,150	5,839	4,468	5,035
N8051	Arbor Day	244	137	300	275	300
N8057	Community Events Donations	0	0	5,000	0	5,000
N8061	Chino Store	481	916	1,500	936	1,500
N8066	Movie Night	7,373	7,845	9,538	8,972	9,773
N8068	Chilly Chino	0	19,553	43,266	39,212	71,302
N8071	Veterans Day Event	448	1,229	3,546	1,475	3,473
N8077	Santa'S Workshop	0	8,249	15,991	13,197	15,952
N8078	Chino On Ice	0	0	0	0	2,500
N8082	Holiday Pop Up Events	0	0	0	12,614	15,746
N8083	Lunar New Year	0	0	0	0	15,070
N8084	Inclusion Celebration	0	0	0	0	7,538
	<b>Subtotal</b>	<b>10,191</b>	<b>40,079</b>	<b>84,980</b>	<b>81,149</b>	<b>153,189</b>
	<b>Total</b>	<b>220,422</b>	<b>335,280</b>	<b>689,643</b>	<b>600,652</b>	<b>816,875</b>

## Community Services Department

### Program: Community Events-3308140

#### Code Explanation

Code 41000:	Provides for full-time salaries. Salary allocations include 80% of Community Events Supervisor and 100% of two Coordinators. Increase in FY2025-26 due to reallocation of Supervisor.
Code 41010:	Provides for part-time salaries.
Code 41020:	Provides for overtime salaries. Increase in FY2025-26 due to overtime for the new Coordinator.
Code 41070:	Provides for Employee allocation.
Code 43000:	Provides for office supplies.
Code 43030:	Provides for postage.
Code 43050:	Provides (\$3,150) for EZ Ups; (\$570) Mighty Lite tables; (\$632) dry cleaning table cloths; (\$945) miscellaneous event supplies/decorations; (\$1,890) operating equipment replacement.
Code 43210:	Provides for printing. Increase in FY2025-26 due to increased printing costs for business cards.
Code 43310:	Provides for CPRS membership for Coordinators. Increase in FY2025-26 due to membership for the new Coordinator.
Code 43315:	Provides for mileage reimbursement.
Code 43320:	Provides (\$1,010) for CPRS conference registration for Coordinators. Increase in FY2025-26 due to conference for new Coordinator.
Code 43650:	Provides (\$500) for equipment repair of EZ Ups and PA system.
Code 46000:	Provides for Central Services allocation.
Code 46010:	Provides for Insurance allocation.
Code 46020:	Provides for Building allocation.

#### **Non-Capital Projects-**

•	FY2025-26	Grand Openings (Project #N8020) <b>Total Project Cost: \$5,035</b> Revenue: \$0	FY24-25 Est. Exp <b>\$4,468</b>	Est. Rev. <b>\$0</b>
•	FY2025-26	Arbor Day (Project #N8051) <b>Total Project Cost: \$300</b> Revenue: \$0	FY24-25 Est. Exp. <b>\$275</b>	Est. Rev. <b>\$0</b>
•	FY2025-26	Community Events Donations (Project #N8057) <b>Total Project Cost: \$5,000</b> Revenue: \$5,000	FY24-25 Est. Exp. <b>\$0</b>	Est. Rev <b>\$0</b>

## Community Services Department

### Program: Community Events – 3308140 (continued)

#### Non-Capital Projects (Cont.)-

•	FY2025-26	Chino Store (Project #N8061) <b>Total Project Cost: \$1,500</b> Revenue: \$2,500	FY24-25 Est. Exp. <b>\$936</b>	Est. Rev <b>\$1,000</b>
•	FY2025-26	Movie Night (Project #N8066) <b>Total Project Cost: \$9,773</b> Revenue: \$12,100	FY24-25 Est. Exp. <b>\$8,972</b>	Est. Rev <b>\$10,860</b>
•	FY2025-26	Chilly Chino (Project #N8068) <b>Total Project Cost: \$71,302</b> Revenue: \$21,505	FY24-25 Est. Exp. <b>\$39,212</b>	Est. Rev <b>\$16,250</b>
•	FY2025-26	Veteran's Day Event (Project #N8071) <b>Total Project Cost: \$3,473</b> Revenue: \$0	FY24-25 Est. Exp. <b>\$1,475</b>	Est. Rev <b>\$0</b>
•	FY2025-26	Santa's Workshop (Project #N8077) <b>Total Project Cost: \$15,952</b> Revenue: \$3,600	FY24-25 Est. Exp. <b>\$13,197</b>	Est. Rev <b>\$5,490</b>
•	FY2025-26	Chino on Ice (Project #N8078) <b>Total Project Cost: \$2,500</b> Revenue: \$	FY24-25 Est. Exp. <b>*Project new in FY2025-26</b>	Est. Rev
•	FY2025-26	Holiday Pop Ups (Project #N8082) <b>Total Project Cost: \$15,746</b> Revenue: \$395	FY24-25 Est. Exp. <b>\$12,614</b>	Est. Rev <b>\$395</b>
•	FY2025-26	Lunar New Year (Project #N8080) <b>Total Project Cost: \$15,570</b> Revenue: \$3,485	FY24-25 Est. Exp. <b>*Project new in FY2025-26</b>	Est. Rev
•	FY2025-26	Inclusion Celebration (Project #N8084) <b>Total Project Cost: \$7,538</b> Revenue: \$4,080	FY24-25 Est. Exp. <b>*Project new in FY2025-26</b>	Est. Rev



**This page left intentionally blank.**



**COMM. SVCS. PARKS & REC**  
**PARADE**  
**Program: 33081400**



Obj/Prj No.	Description	FY 2022-23 Actual	FY 2023-24 Actual	FY 2024-25 Budget	FY 2024-25 Projected	FY 2025-26 Proposed
<b>Personnel Services</b>						
41010	Part-Time Salaries	4,333	5,874	9,628	8,045	9,628
41020	Over-Time Salaries	0	0	265	0	265
	<b>Subtotal</b>	<b>4,333</b>	<b>5,874</b>	<b>9,893</b>	<b>8,045</b>	<b>9,893</b>
<b>Maintenance &amp; Operations</b>						
43030	Postage	7	4	10	0	10
43050	Operate Equip/Prgm Supplies	1,322	2,083	3,625	2,227	4,500
43230	Equipment & Misc Rental	1,028	1,652	2,223	1,295	1,955
43240	Facility Rental	240	288	288	288	288
43650	Other Contractual	30,450	33,095	32,300	36,550	36,550
	<b>Subtotal</b>	<b>33,047</b>	<b>37,122</b>	<b>38,446</b>	<b>40,360</b>	<b>43,303</b>
	<b>Total</b>	<b>37,380</b>	<b>42,996</b>	<b>48,339</b>	<b>48,405</b>	<b>53,196</b>

## Community Services Department

### Sub Program: Parade - 33081400

#### Code Explanation

Code 41010:	Provides for part-time staff.
Code 41020:	Provides for over-time as needed.
Code 43030:	Provides for postage.
Code 43050:	Provides (\$150) for banner; (\$1,963) VIP signs and supplies; (\$680) for decorations and supplies; (\$332) health permit; (\$300) float awards; (\$200) for sponsor banner; and (\$300) for costume cleaning. Increase in FY2025-26 due to increased costs for supplies.
Code 43210:	Provides for printing of the parade flyers.
Code 43230:	Provides (\$1,055) for rental of restrooms and sinks; (\$100) sink supplies; (\$800) VIP vehicles. Decrease in FY2025-26 due to reduction in quote for restrooms.
Code 43240:	Provides for rental of band staging area at Ramona Jr. High.
Code 43650:	Provides (\$30,000) for the rental of carnival rides, (\$1,350) PA Announcing booth and (\$5,200) Carriages. Increase in FY2025-26 due to increase in carnival rides.





**COMM. SVCS. PARKS & REC**  
**CORPORATE CHALLENGE**  
**Program: 33081401**



Obj/Prj No.	Description	FY 2022-23 Actual	FY 2023-24 Actual	FY 2024-25 Budget	FY 2024-25 Projected	FY 2025-26 Proposed
<b>Personnel Services</b>						
41010	Part-Time Salaries	2,427	2,951	4,869	4,869	4,869
	<b>Subtotal</b>	<b>2,427</b>	<b>2,951</b>	<b>4,869</b>	<b>4,869</b>	<b>4,869</b>
<b>Maintenance &amp; Operations</b>						
43050	Operate Equip/Prgm Supplies	5,168	7,600	9,285	10,744	11,050
43070	Software Licenses/Subscription	0	299	350	0	350
43240	Facility Rental	0	520	500	735	735
43600	Recreation Contract Svcs	715	1,290	1,890	2,052	81
43650	Other Contractual	4,574	4,783	6,962	5,015	5,780
	<b>Subtotal</b>	<b>10,457</b>	<b>14,492</b>	<b>18,987</b>	<b>18,546</b>	<b>17,996</b>
	<b>Total</b>	<b>12,884</b>	<b>17,443</b>	<b>23,856</b>	<b>23,415</b>	<b>22,865</b>

**Community Services Department**  
**Sub Program: Corporate Challenge - 33081401**

**Code Explanation**

- Code 41010: Provides for part-time staff.
- Code 43050: Provides (\$905) equipment and supplies; (\$150) sponsor banner; (\$4,770) golf fees; (\$3,000) awards; (\$2,225) bowling fees. Increase in FY2025-26 due to increased bowling and golf fees.
- Code 43070: Provides for domain website.
- Code 43240: Provides for the facility rental. Increase in FY2025-26 due to increased facility rental fees.
- Code 43600: Provides for basketball and volleyball officials. Decrease in FY2025-26 due to new vendor for officials.
- Code 43650: Provides (\$5,620) for casino night closing ceremonies and Texas Holdem, (\$446) trivia host and security; (\$840) for umpires for softball. Decrease in FY2025-26 due to change in programming.



COMM. SVCS. PARKS & REC  
FREEDOM FESTIVAL  
Program: 33081403



Obj/Prj No.	Description	FY 2022-23 Actual	FY 2023-24 Actual	FY 2024-25 Budget	FY 2024-25 Projected	FY 2025-26 Proposed
<b>Personnel Services</b>						
41010	Part-Time Salaries	2,147	2,597	3,050	3,050	3,050
	<b>Subtotal</b>	<b>2,147</b>	<b>2,597</b>	<b>3,050</b>	<b>3,050</b>	<b>3,050</b>
<b>Maintenance &amp; Operations</b>						
43030	Postage	2	0	10	0	10
43050	Operate Equip/Prgrm Supplies	355	1,405	400	395	400
43200	Advertisement/ Legal Notices	1,727	1,727	1,727	1,726	1,727
43230	Equipment & Misc Rental	14,376	26,038	15,082	14,566	13,215
43650	Other Contractual	29,703	51,328	36,475	34,161	36,761
	<b>Subtotal</b>	<b>46,163</b>	<b>80,498</b>	<b>53,694</b>	<b>50,848</b>	<b>52,113</b>
	<b>Total</b>	<b>48,310</b>	<b>83,095</b>	<b>56,744</b>	<b>53,898</b>	<b>55,163</b>

**Community Services Department**  
Sub Program: Freedom Festival - 33081403

**Code Explanation**

- Code 41010: Provides for part-time salaries.
- Code 43030: Provides for postage.
- Code 43050: Provides for program supplies.
- Code 43200: Provides for advertisements.
- Code 43210: Provides for printing.
- Code 43230: Provides (\$9,640) for rental of restrooms and sinks; (\$3,575) light towers. Decrease in FY2025-26 due to reduction in quote for restrooms.
- Code 43650: Provides (\$27,000) for fireworks; (\$225) overnight security; (\$4,000) band; (\$4,750) for PA; (\$500) for Edison lot rental.



**COMM. SVCS. PARKS & REC**  
**HALLOWEEN**  
**Program: 33081404**



Obj/Prj No.	Description	FY 2022-23 Actual	FY 2023-24 Actual	FY 2024-25 Budget	FY 2024-25 Projected	FY 2025-26 Proposed
<b>Personnel Services</b>						
41010	Part-Time Salaries	2,106	2,954	4,944	4,019	5,547
	<b>Subtotal</b>	<b>2,106</b>	<b>2,954</b>	<b>4,944</b>	<b>4,019</b>	<b>5,547</b>
<b>Maintenance &amp; Operations</b>						
43050	Operate Equip/Prgm Supplies	3,037	9,722	12,200	7,641	8,150
43230	Equipment & Misc Rental	0	1,159	1,159	750	707
43650	Other Contractual	24,876	36,795	43,190	42,526	50,800
	<b>Subtotal</b>	<b>27,913</b>	<b>47,676</b>	<b>56,549</b>	<b>50,917</b>	<b>59,657</b>
	<b>Total</b>	<b>30,019</b>	<b>50,630</b>	<b>61,493</b>	<b>54,936</b>	<b>65,204</b>

**Community Services Department**  
**Sub Program: Halloween - 33081404**

**Code Explanation**

- Code 41010: Provides for part-time staff. Increase in FY2025-26 due to increased staff for wristband sales.
- Code 43030: Provides for postage.
- Code 43050: Provides (\$300) for supplies and decorations; (\$900) for Halloween costume prizes; (\$6,500) for prizes/candy; and (\$250) for gas cards and maze inflatables; and (\$250) for propane for hot air balloons. Decrease in FY2025-26 due to actual program needs.
- Code 43210: Provides for printing of flyers.
- Code 43230: Provides for the rental of restrooms and sinks. Decrease in FY2025-26 due to reduction in quote for restrooms.
- Code 43650: Provides (\$4,500) for children's entertainment; (\$5,300) bounce houses/train; (\$41,000) carnival rides. Increase in FY2025-26 due to increased entertainment and carnival ride costs.



**COMM. SVCS. PARKS & REC**  
**ARMED FORCES BANNERS**  
**Program: 33081407**



Obj/Prj No.	Description	FY 2022-23 Actual	FY 2023-24 Actual	FY 2024-25 Budget	FY 2024-25 Projected	FY 2025-26 Proposed
<b>Personnel Services</b>						
41010	Part-Time Salaries	0	0	400	0	400
	<b>Subtotal</b>	<b>0</b>	<b>0</b>	<b>400</b>	<b>0</b>	<b>400</b>
<b>Maintenance &amp; Operations</b>						
43030	Postage	91	0	200	0	200
43050	Operate Equip/Prgrm Supplies	0	0	200	0	200
43650	Other Contractual	7,917	5,974	22,000	6,500	22,000
	<b>Subtotal</b>	<b>8,008</b>	<b>5,974</b>	<b>22,400</b>	<b>6,500</b>	<b>22,400</b>
	<b>Total</b>	<b>8,008</b>	<b>5,974</b>	<b>22,800</b>	<b>6,500</b>	<b>22,800</b>

**Community Services Department**  
Sub Program: Armed Forces Banners- 33081407

**Code Explanation**

- Code 41010: Provides for part-time staff.
- Code 43030: Provides for postage.
- Code 43050: Provides for program supplies.
- Code 43650: Provides for emergency repairs, printing and installation of banners





**COMM. SVCS. PARKS & REC**  
**SENIOR EXCURSIONS**  
**Program: 33081409**



Obj/Prj No.	Description	FY 2022-23 Actual	FY 2023-24 Actual	FY 2024-25 Budget	FY 2024-25 Projected	FY 2025-26 Proposed
<b>Personnel Services</b>						
41000	Full-Time Salaries	2,663	3,336	4,568	4,568	4,568
41010	Part-Time Salaries	2,928	4,349	5,082	9,389	10,536
41070	Employee Svcs Allocated	2,144	2,264	2,912	2,912	2,056
	<b>Subtotal</b>	<b>7,735</b>	<b>9,949</b>	<b>12,562</b>	<b>16,869</b>	<b>17,160</b>
<b>Maintenance &amp; Operations</b>						
43050	Operate Equip/Prgm Supplies	1,161	2,999	7,720	3,393	3,650
	<b>Subtotal</b>	<b>1,161</b>	<b>2,999</b>	<b>7,720</b>	<b>3,393</b>	<b>3,650</b>
<b>Allocated Services</b>						
46000	Central Services Allocated	247	225	379	379	466
	<b>Subtotal</b>	<b>247</b>	<b>225</b>	<b>379</b>	<b>379</b>	<b>466</b>
	<b>Total</b>	<b>9,143</b>	<b>13,173</b>	<b>20,661</b>	<b>20,641</b>	<b>21,276</b>

**Community Services Department**  
Sub Program: Senior Excursions - 33081409

**Code Explanation**

- Code 41000: Provides for full-time staff. Salary allocation includes 5% of a Coordinator.
- Code 41010: Provides for part-time staff. Increase in FY2025-26 due to change in programming, off-set by revenue.
- Code 41070: Provides for Employee allocation.
- Code 43050: Provides for program supplies. Increase in FY2025-26 due to change in programming, off-set by revenue.
- Code 43650: Provides for contracted trips and excursions.
- Code 46000: Provides for Central Services allocation.



COMM. SVCS. PARKS & REC  
CHINO DAYS  
Program: 33081410



Obj/Prj No.	Description	FY 2022-23 Actual	FY 2023-24 Actual	FY 2024-25 Budget	FY 2024-25 Projected	FY 2025-26 Proposed
<b>Personnel Services</b>						
41010	Part-Time Salaries	2,125	2,396	3,528	3,528	3,528
	<b>Subtotal</b>	<b>2,125</b>	<b>2,396</b>	<b>3,528</b>	<b>3,528</b>	<b>3,528</b>
<b>Maintenance &amp; Operations</b>						
43030	Postage	0	1	10	5	10
43050	Operate Equip/Prgrm Supplies	1,933	428	877	545	1,202
43230	Equipment & Misc Rental	1,449	2,157	2,302	2,349	1,430
43650	Other Contractual	16,463	17,240	71,670	69,001	69,052
	<b>Subtotal</b>	<b>19,845</b>	<b>19,826</b>	<b>74,859</b>	<b>71,900</b>	<b>71,694</b>
	<b>Total</b>	<b>21,970</b>	<b>22,222</b>	<b>78,387</b>	<b>75,428</b>	<b>75,222</b>

**Community Services Department**  
Sub Program: Chino Days - 33081410

**Code Explanation**

- Code 41010: Provides for part-time staff.
- Code 43030: Provides for postage.
- Code 43050: Provides for program supplies. Increase in FY2025-26 due to new event banner.
- Code 43230: Provides for rental of restrooms and light towers. Decrease in FY2025-26 due to reduction in quote for restrooms.
- Code 43650: Provides (\$6,000) for bands; (\$950) for lighting; (\$4,800) for sound; (\$302) for overnight security; (\$5,000) for entertainment, and (\$52,000) for carnival rides.



**COMM. SVCS. PARKS & REC  
RECREATION ADMINISTRATION**

**Program: 3308200**



Obj/Prj No.	Description	FY 2022-23 Actual	FY 2023-24 Actual	FY 2024-25 Budget	FY 2024-25 Projected	FY 2025-26 Proposed
<b>Personnel Services</b>						
41000	Full-Time Salaries	266,788	340,639	499,975	395,965	494,822
41010	Part-Time Salaries	79,320	85,410	140,148	118,834	140,148
41070	Employee Svcs Allocated	212,967	275,807	318,734	318,734	222,670
	<b>Subtotal</b>	<b>559,075</b>	<b>701,856</b>	<b>958,857</b>	<b>833,533</b>	<b>857,640</b>
<b>Maintenance &amp; Operations</b>						
43000	Office Supplies	2,191	2,233	2,200	1,900	2,200
43030	Postage	232	122	150	20	50
43050	Operate Equip/Prgrm Supplies	769	473	3,600	5,600	3,600
43070	Software Licenses/Subscription	938	0	0	0	0
43200	Advertisement/ Legal Notices	749	771	772	0	799
43210	Printing & Binding	37	27	28	0	44
43310	Dues & Publications	325	330	365	330	365
43315	Mileage Reimbursement	0	0	50	0	50
43320	Training/Education/Mtgs	4,511	2,888	11,100	4,000	11,120
43650	Other Contractual	0	0	75	0	75
	<b>Subtotal</b>	<b>9,752</b>	<b>6,844</b>	<b>18,340</b>	<b>11,850</b>	<b>18,303</b>
<b>Allocated Services</b>						
46000	Central Services Allocated	21,928	21,686	29,108	29,108	24,469
46010	Insurance Allocated	31,551	42,415	67,213	67,213	57,147
46020	Building Allocated	75,188	93,767	59,306	59,306	133,578
46030	Vehicle Allocated	20,227	28,539	26,724	26,724	25,153
	<b>Subtotal</b>	<b>148,894</b>	<b>186,407</b>	<b>182,351</b>	<b>182,351</b>	<b>240,347</b>
<b>Capital and Non-Capital Projects</b>						
N8036	Recreation Donations	150	3,140	4,000	3,500	4,000
	<b>Subtotal</b>	<b>150</b>	<b>3,140</b>	<b>4,000</b>	<b>3,500</b>	<b>4,000</b>
	<b>Total</b>	<b>717,871</b>	<b>898,247</b>	<b>1,163,548</b>	<b>1,031,234</b>	<b>1,120,290</b>

**Community Services Department**  
**Program: Recreation Administration - 3308200**

**Code Explanation**

- Code 41000: Provides for full-time salaries. Salary allocations include 30% of CSPR Director, 40% of Deputy Director, 100% of a CSPR Manager, 15% of Youth Services Supervisor, 20% of Management Assistant, 50% of Clinical Program Manager and 100% of Customer Service Representative II.
- Code 41010: Provides for part-time salaries.
- Code 41070: Provides for Employee allocation.
- Code 43000: Provides for office supplies.
- Code 43030: Provides for postage. Decrease in FY2025-26 due to actual program needs.
- Code 43050: Provides for program supplies.
- Code 43200: Provides for advertisements.
- Code 43210: Provides for printing. Increase in FY2025-26 due to increased printing costs for business cards.
- Code 43310: Provides for CPRS and NRPA membership dues for CS Manager.
- Code 43320: Provides (\$4,000) for Coordinator/Specialist trainings (District 11, Fall Forum, Installation, Mini Conference, parking); (\$4,000) CPRS lodging; (\$505) CPRS conference registration for Manager; (\$2,615) for NRPA conference registration, lodging and airfare for manager.
- Code 43580: Provides for repair and maintenance of program equipment.
- Code 43650: Provides for contractual services.
- Code 46000: Provides for Central Services allocation.
- Code 46010: Provides for Insurance allocation.
- Code 46020: Provides for Building allocation.
- Code 46030: Provides for Vehicle allocation.

**Non-Capital Projects-**

•	FY2025-26	Recreation Donations (Project #N8036)	FY24-25 Est. Exp	Est. Rev.
		<b>Total Project Cost: \$4,000</b>	<b>\$3,500</b>	<b>\$3,500</b>
		Revenue: \$4,000		



**COMM. SVCS. PARKS & REC**  
**FACILITY PROGRAM**  
**Program: 3308210**



Obj/Prj No.	Description	FY 2022-23 Actual	FY 2023-24 Actual	FY 2024-25 Budget	FY 2024-25 Projected	FY 2025-26 Proposed
<b>Personnel Services</b>						
41000	Full-Time Salaries	53,132	62,926	92,772	99,800	97,236
41010	Part-Time Salaries	83,606	92,313	136,981	125,735	136,981
41020	Over-Time Salaries	1,253	1,901	2,050	800	2,050
41070	Employee Svcs Allocated	46,877	47,744	59,142	59,142	43,756
	<b>Subtotal</b>	<b>184,868</b>	<b>204,884</b>	<b>290,945</b>	<b>285,477</b>	<b>280,023</b>
<b>Maintenance &amp; Operations</b>						
43000	Office Supplies	395	392	425	276	425
43050	Operate Equip/Prgrm Supplies	5,671	3,458	11,500	6,255	11,500
43210	Printing & Binding	55	30	834	0	838
43310	Dues & Publications	145	145	145	145	145
43315	Mileage Reimbursement	0	0	25	0	0
43320	Training/Education/Mtgs	465	480	485	30	545
43650	Other Contractual	8,943	13,062	15,000	13,715	15,000
	<b>Subtotal</b>	<b>15,674</b>	<b>17,567</b>	<b>28,414</b>	<b>20,421</b>	<b>28,453</b>
<b>Allocated Services</b>						
46000	Central Services Allocated	9,429	7,915	11,616	11,616	11,062
46010	Insurance Allocated	12,628	14,850	24,124	24,124	21,079
46020	Building Allocated	93,423	116,509	73,690	73,690	165,975
	<b>Subtotal</b>	<b>115,480</b>	<b>139,274</b>	<b>109,430</b>	<b>109,430</b>	<b>198,116</b>
<b>Capital and Non-Capital Projects</b>						
N4007	Tropical Storm Hilary	0	102	0	0	0
	<b>Subtotal</b>	<b>0</b>	<b>102</b>	<b>0</b>	<b>0</b>	<b>0</b>
<b>Total</b>		<b>316,022</b>	<b>361,827</b>	<b>428,789</b>	<b>415,328</b>	<b>506,592</b>

## Community Services Department

### Sub-Program: Facility Program - 3308210

#### Code Explanation

Code 41000:	Provides for full-time salaries. Salary allocations include 30% of Senior Services Supervisor and 70% of Coordinator.
Code 41010:	Provides for part-time staff.
Code 41020:	Provides for overtime.
Code 41070:	Provides for Employee allocation.
Code 43000:	Provides for office supplies.
Code 43050:	Provides (\$2,000) for general facility replacement; (\$9,500) for tables and chairs.
Code 43210:	Provides for printing.
Code 43310:	Provides for CPRS membership for the Coordinator.
Code 43315:	Provides for mileage reimbursement. Decrease in FY2025-26 due to actual program needs.
Code 43320:	Provides for CPRS conference for Coordinator. Increase in FY2025-26 due to increase in conference registration.
Code 43650:	Provides for security guard for facility rentals.
Code 46000:	Provides for Central Services allocation.
Code 46010:	Provides for Insurance allocation.
Code 46020:	Provides for Building allocation.





**COMM. SVCS. PARKS & REC**  
**YOUTH SERVICES**  
**Program: 3308220**



Obj/Prj No.	Description	FY 2022-23 Actual	FY 2023-24 Actual	FY 2024-25 Budget	FY 2024-25 Projected	FY 2025-26 Proposed
<b>Personnel Services</b>						
41000	Full-Time Salaries	76,703	76,228	115,662	110,198	109,451
41010	Part-Time Salaries	12,503	30,032	44,245	42,633	44,397
41020	Over-Time Salaries	1,333	545	42,605	0	0
41025	Work Comp Pay	79	50	0	39,840	0
41070	Employee Svcs Allocated	52,698	56,206	73,735	73,735	49,253
<b>Subtotal</b>		<b>143,316</b>	<b>163,061</b>	<b>276,247</b>	<b>266,406</b>	<b>203,101</b>
<b>Maintenance &amp; Operations</b>						
43210	Printing & Binding	33	0	28	0	42
43310	Dues & Publications	180	150	180	150	180
43320	Training/Education/Mtgs	495	480	2,635	1,715	1,715
<b>Subtotal</b>		<b>708</b>	<b>630</b>	<b>2,843</b>	<b>1,865</b>	<b>1,937</b>
<b>Allocated Services</b>						
46000	Central Services Allocated	4,134	3,564	6,036	6,036	4,915
46010	Insurance Allocated	0	0	16,266	16,266	13,847
<b>Subtotal</b>		<b>4,134</b>	<b>3,564</b>	<b>22,302</b>	<b>22,302</b>	<b>18,762</b>
<b>Total</b>		<b>148,158</b>	<b>167,255</b>	<b>301,392</b>	<b>290,573</b>	<b>223,800</b>

**Community Services Department**  
**Program: Youth Services Program - 3308220**

**Code Explanation**

- Code 41000: Provides for full-time salaries. Salary allocations include 25% of Sports Supervisor and 70% of Youth Services Supervisor.
- Code 41010: Provides for backfill sick leave for part-time staff. Increase in FY2025-26 due to increase in California Sick Leave amounts allocated to staff.
- Code 41020: Provides for overtime. Decrease in FY2025-26 due to actual program needs.
- Code 41070: Provides for Employee allocation.
- Code 43210: Provides for printing. Increase in FY2025-26 due to increased printing costs for business cards.
- Code 43310: Provides for CPRS and WILS memberships for the Youth Services Supervisor.
- Code 43320: Provides (\$505) for CPRS conference for Supervisor; (\$1,210) for Boost Conference for Supervisor. Decrease in FY2025-26 due to actual program needs.
- Code 46000: Provides for Central Services allocation.
- Code 46010: Provides for Insurance allocation.



**COMM. SVCS. PARKS & REC**  
**HIGH FIVE**  
**Program: 33082201**



Obj/Prj No.	Description	FY 2022-23 Actual	FY 2023-24 Actual	FY 2024-25 Budget	FY 2024-25 Projected	FY 2025-26 Proposed
<b>Personnel Services</b>						
41000	Full-Time Salaries	24,726	31,607	59,389	56,277	31,979
41010	Part-Time Salaries	227,097	301,491	244,188	196,667	204,429
41020	Over-Time Salaries	933	2,112	2,050	1,500	1,500
41070	Employee Svcs Allocated	25,289	28,033	37,860	37,860	14,391
	<b>Subtotal</b>	<b>278,045</b>	<b>363,243</b>	<b>343,487</b>	<b>292,304</b>	<b>252,299</b>
<b>Maintenance &amp; Operations</b>						
43000	Office Supplies	60	49	100	75	100
43050	Operate Equip/Prgrm Supplies	12,427	10,006	3,485	4,563	5,550
43060	Computer Equipment <5000	0	1,195	0	0	0
43210	Printing & Binding	27	0	28	0	44
43240	Facility Rental	14,400	17,280	0	0	0
43310	Dues & Publications	175	145	145	145	145
43315	Mileage Reimbursement	8	5	50	0	50
43320	Training/Education/Mtgs	583	480	2,015	1,236	1,500
43650	Other Contractual	821	723	530	0	0
	<b>Subtotal</b>	<b>28,501</b>	<b>29,883</b>	<b>6,353</b>	<b>6,019</b>	<b>7,389</b>
<b>Allocated Services</b>						
46000	Central Services Allocated	30,125	38,779	52,796	52,796	36,242
46010	Insurance Allocated	17,015	20,355	31,876	31,876	21,277
46020	Building Allocated	65,483	81,664	51,651	51,651	116,336
	<b>Subtotal</b>	<b>112,623</b>	<b>140,798</b>	<b>136,323</b>	<b>136,323</b>	<b>173,855</b>
<b>Capital and Non-Capital Projects</b>						
G8521	SOAR CVUSD	910,269	1,086,925	2,292,467	1,470,037	1,219,904
	<b>Subtotal</b>	<b>910,269</b>	<b>1,086,925</b>	<b>2,292,467</b>	<b>1,470,037</b>	<b>1,219,904</b>
	<b>Total</b>	<b>1,329,438</b>	<b>1,620,849</b>	<b>2,778,630</b>	<b>1,904,683</b>	<b>1,653,447</b>

Community Services Department  
Sub-Program: High Five - 33082201

Code Explanation

Code 41000:	Provides for full-time salaries. Salary allocation includes 65% of a Coordinator. Decrease in FY2025-26 due to reallocation of Coordinator.
Code 41010:	Provides for part-time staff. Decrease in FY2025-26 due to actual program needs.
Code 41020:	Provides for overtime. Decrease in FY2025-26 due to actual program needs
Code 41070:	Provides for Employee allocation.
Code 43000:	Provides for office supplies.
Code 43050:	Provides for snacks and supplies. Increase in FY2025-26 due to snacks were provided by CVUSD last year.
Code 43210:	Provides for printing. Increase in FY2025-26 due to increased printing costs for business cards.
Code 43240:	Provides for charges incurred from the CVUSD for the maintenance and custodial services at the school sites.
Code 43310:	Provides for CPRS membership for the Coordinator.
Code 43315:	Provides for mileage reimbursement.
Code 43320:	Provides (\$995) for Boost Conference for Coordinator and Specialists; (\$505) for CPRS conference for Coordinator. Decrease in FY2025-26 due to actual training costs.
Code 43650:	Provides fingerprinting and clearance certificates for staff working at the school sites. Decrease in FY2025-26 due to services no longer needed.
Code 46000:	Provides for Central Services allocation.
Code 46010:	Provides for Insurance allocation.
Code 46020:	Provides for Building allocation.

Non-Capital Projects-

•	FY2025-26	SOAR CVUSD (Project #G8521)	FY24-25. Est. Exp.	Est. Rev.
		<b>Total Project Cost \$1,219,904</b>	<b>\$1,470,037</b>	<b>\$1,850,000</b>
		Revenue: \$1,444,903		



COMM. SVCS. PARKS & REC  
CAMPS  
Program: 33082202



Obj/Prj No.	Description	FY 2022-23 Actual	FY 2023-24 Actual	FY 2024-25 Budget	FY 2024-25 Projected	FY 2025-26 Proposed
<b>Personnel Services</b>						
41000	Full-Time Salaries	15,111	16,987	31,979	30,396	22,842
41010	Part-Time Salaries	73,839	83,149	114,328	111,154	118,312
41070	Employee Svcs Allocated	13,618	15,095	20,387	20,387	10,279
	<b>Subtotal</b>	<b>102,568</b>	<b>115,231</b>	<b>166,694</b>	<b>161,937</b>	<b>151,433</b>
<b>Maintenance &amp; Operations</b>						
43030	Postage	1	0	0	0	0
43050	Operate Equip/Prgrm Supplies	11,506	12,644	13,891	13,618	18,000
43070	Software Licenses/Subscription	0	429	903	500	500
43240	Facility Rental	0	0	5,500	0	5,500
43650	Other Contractual	4,822	8,974	6,636	11,535	9,800
	<b>Subtotal</b>	<b>16,329</b>	<b>22,047</b>	<b>26,930</b>	<b>25,653</b>	<b>33,800</b>
	<b>Total</b>	<b>118,897</b>	<b>137,278</b>	<b>193,624</b>	<b>187,590</b>	<b>185,233</b>

**Community Services Department**  
**Sub-Program: Camps - 33082202**

**Code Explanation**

- Code 41000: Provides for full-time salaries. Salary allocation includes 35% of a Coordinator. Decrease in FY2025-26 due to reallocation of Coordinator.
- Code 41010: Provides for part-time staff.
- Code 41070: Provides for Employee allocation.
- Code 43050: Provides for field trips; camp t-shirts; and program supplies Increase in FY2025-26 due to increased field trip and program supply costs, offset by revenue.
- Code 43070 Provides for movie license. Decrease in FY2025-26 due to removal on Liberty Park site.
- Code 43240: Provides for facility rental.
- Code 43650: Provides for CVUSD buses for field trips. Increase in FY2025-26 due to increased costs for buses.



**COMM. SVCS. PARKS & REC**  
**TEEN CENTER & TAC**  
**Program: 33082203**



Obj/Prj No.	Description	FY 2022-23 Actual	FY 2023-24 Actual	FY 2024-25 Budget	FY 2024-25 Projected	FY 2025-26 Proposed
<b>Personnel Services</b>						
41000	Full-Time Salaries	31,376	31,104	41,436	41,436	36,547
41010	Part-Time Salaries	65,810	76,980	130,029	114,231	120,897
41020	Over-Time Salaries	0	175	2,050	1,000	2,050
41070	Employee Svcs Allocated	21,832	23,055	26,415	26,415	16,446
	<b>Subtotal</b>	<b>119,018</b>	<b>131,314</b>	<b>199,930</b>	<b>183,082</b>	<b>175,940</b>
<b>Maintenance &amp; Operations</b>						
43000	Office Supplies	53	79	100	98	100
43050	Operate Equip/Prgrm Supplies	2,317	4,554	4,500	4,000	4,500
43070	Software Licenses/Subscription	0	710	666	666	725
43210	Printing & Binding	0	30	150	0	144
43310	Dues & Publications	145	217	145	145	145
43315	Mileage Reimbursement	0	2	10	0	10
43320	Training/Education/Mtgs	35	0	485	0	505
43650	Other Contractual	1,341	750	1,800	750	1,800
	<b>Subtotal</b>	<b>3,891</b>	<b>6,342</b>	<b>7,856</b>	<b>5,659</b>	<b>7,929</b>
<b>Allocated Services</b>						
46010	Insurance Allocated	0	0	0	0	14,170
	<b>Subtotal</b>	<b>0</b>	<b>0</b>	<b>0</b>	<b>0</b>	<b>14,170</b>
<b>Capital and Non-Capital Projects</b>						
N8062	Liberty Park Bench Project	0	0	0	211	0
	<b>Subtotal</b>	<b>0</b>	<b>0</b>	<b>0</b>	<b>211</b>	<b>0</b>
	<b>Total</b>	<b>122,909</b>	<b>137,656</b>	<b>207,786</b>	<b>188,952</b>	<b>198,039</b>

## Community Services Department

### Sub-Program: Teen Center & TAC - 33082203

#### Code Explanation

Code 41000:	Provides for full-time staff. Salary allocation includes 40% of a Coordinator. Decrease in FY2025-26 due to reallocation of Coordinator.
Code 41010:	Provides for part-time staff. Decrease in FY2025-26 due to actual program needs.
Code 41020:	Provides for overtime.
Code 41070:	Provides for Employee allocation.
Code 43000:	Provides for office supplies.
Code 43050:	Provides (\$1,500) for TOP field trips; (\$3,000) for program supplies.
Code 43070:	Provides (\$725) for movie license. Increase in FY2025-26 due to increase in license costs.
Code 43210:	Provides for printing.
Code 43310:	Provides for CPRS and WILS memberships for the Coordinator.
Code 43315:	Provides for mileage.
Code 43320:	Provides for CPRS conference for Coordinator.
Code 43650:	Provides for Glow Night and Teen Jam DJs.
Code 46010:	Provides for Insurance allocation.





**COMM. SVCS. PARKS & REC**  
**K-8 PRESERVE**  
**Program: 33082204**



Obj/Prj No.	Description	FY 2022-23 Actual	FY 2023-24 Actual	FY 2024-25 Budget	FY 2024-25 Projected	FY 2025-26 Proposed
<b>Personnel Services</b>						
41010	Part-Time Salaries	100,550	131,506	183,072	167,302	180,913
41020	Over-Time Salaries	80	207	2,050	500	2,050
	<b>Subtotal</b>	<b>100,630</b>	<b>131,713</b>	<b>185,122</b>	<b>167,802</b>	<b>182,963</b>
<b>Maintenance &amp; Operations</b>						
43000	Office Supplies	1,062	603	1,285	600	1,000
43050	Operate Equip/Prgrm Supplies	1,154	1,496	2,200	1,700	2,180
43210	Printing & Binding	27	61	56	0	87
43310	Dues & Publications	145	145	150	145	145
43315	Mileage Reimbursement	895	739	957	600	750
43320	Training/Education/Mtgs	465	499	485	100	505
	<b>Subtotal</b>	<b>3,748</b>	<b>3,543</b>	<b>5,133</b>	<b>3,145</b>	<b>4,667</b>
<b>Allocated Services</b>						
46000	Central Services Allocated	5,380	4,649	7,463	7,463	6,922
46010	Insurance Allocated	6,294	7,420	19,223	19,223	16,282
46020	Building Allocated	19,645	24,499	15,495	15,495	34,901
	<b>Subtotal</b>	<b>31,319</b>	<b>36,568</b>	<b>42,181</b>	<b>42,181</b>	<b>58,105</b>
<b>Capital and Non-Capital Projects</b>						
N8050	Sunrise Kids Preserve	27,494	29,115	50,762	16,000	49,483
N8085	Community Services Corp	0	0	0	0	21,300
	<b>Subtotal</b>	<b>27,494</b>	<b>29,115</b>	<b>50,762</b>	<b>16,000</b>	<b>70,783</b>
	<b>Total</b>	<b>163,191</b>	<b>200,939</b>	<b>283,198</b>	<b>229,128</b>	<b>316,518</b>

**Community Services Department**  
Sub-Program: Preserve K-8 Community Center - 33082204

**Code Explanation**

- Code 41010: Provides for part-time salaries.
- Code 41020: Provides for overtime.
- Code 43000: Provides for office supplies. Decrease in FY2025-26 due to actual program needs.
- Code 43030: Provides for postage.
- Code 43050: Provides for program supplies and equipment.
- Code 43210: Provides for business cards for the Coordinator. Increase in FY2025-26 due to increased printing costs for business cards.
- Code 43310: Provides for CPRS membership for Coordinator.
- Code 43315: Provides for mileage reimbursement. Decrease in FY2025-26 due to actual program needs.
- Code 43320: Provides for CPRS conference for Coordinator.
- Code 46000: Provides for Central Services allocation.
- Code 46010: Provides for Insurance allocation.
- Code 46020: Provides for Building allocation.

**Non-Capital Projects-**

- FY2025-26 Sunrise Kids Preserve (Project #N8050)  
**Total Project Cost \$49,483**  
Revenue: \$66,000
  - FY24-25 Est. Exp. **\$16,000**
  - Est. Rev. **\$16,295**
- FY2025-26 Community Services Corp (Project #N8085)  
**Total Project Cost \$21,300**  
Revenue: \$0
  - FY24-25 Est. Exp.
  - Est. Rev. **\*New for FY2025-26 reallocated from Administration Department**



**COMM. SVCS. PARKS & REC**  
**SPORTS**  
**Program: 3308230**



Obj/Prj No.	Description	FY 2022-23 Actual	FY 2023-24 Actual	FY 2024-25 Budget	FY 2024-25 Projected	FY 2025-26 Proposed
<b>Personnel Services</b>						
41000	Full-Time Salaries	21,034	31,747	40,954	23,837	40,324
41010	Part-Time Salaries	0	74	2,267	1,100	2,267
41020	Over-Time Salaries	0	1,247	2,600	0	0
41070	Employee Svcs Allocated	16,623	17,554	26,108	26,108	18,146
	<b>Subtotal</b>	<b>37,657</b>	<b>50,622</b>	<b>71,929</b>	<b>51,045</b>	<b>60,737</b>
<b>Maintenance &amp; Operations</b>						
43210	Printing & Binding	0	0	25	44	44
43310	Dues & Publications	0	150	150	0	150
43320	Training/Education/Mtgs	0	5	485	0	505
	<b>Subtotal</b>	<b>0</b>	<b>155</b>	<b>660</b>	<b>44</b>	<b>699</b>
<b>Allocated Services</b>						
46000	Central Services Allocated	1,206	1,014	1,657	1,657	1,466
46010	Insurance Allocated	0	0	0	0	3,833
	<b>Subtotal</b>	<b>1,206</b>	<b>1,014</b>	<b>1,657</b>	<b>1,657</b>	<b>5,299</b>
	<b>Total</b>	<b>38,863</b>	<b>51,791</b>	<b>74,246</b>	<b>52,746</b>	<b>66,735</b>

**Community Services Department**  
**Program: Sports Program - 3308230**

**Code Explanation**

Code 41000	Provides for full-time salaries. Salary allocation includes 35% of Sports Supervisor.
Code 41010:	Provides for backfill sick leave part-time salaries.
Code 41020:	Provides for overtime. Decrease in FY2025-26 due to actual program needs.
Code 41070:	Provides for Employee allocation.
Code 43210	Provides for business cards for Supervisor. Increase in FY2025-26 due to increased printing costs for business cards.
Code 43310	Provides for CPRS Membership for Supervisor.
Code 43320	Provides for CPRS Conference registration for Supervisor.
Code 46000:	Provides for Central Services allocation.



**COMM. SVCS. PARKS & REC**  
**YOUTH SPORTS**  
**Program: 33082301**



Obj/Prj No.	Description	FY 2022-23 Actual	FY 2023-24 Actual	FY 2024-25 Budget	FY 2024-25 Projected	FY 2025-26 Proposed
<b>Personnel Services</b>						
41000	Full-Time Salaries	25,777	29,159	41,116	41,116	77,663
41010	Part-Time Salaries	78,393	79,010	136,177	117,319	134,019
41020	Over-Time Salaries	1,085	1,966	2,050	900	2,050
41070	Employee Svcs Allocated	17,508	19,407	26,211	26,211	34,948
	<b>Subtotal</b>	<b>122,763</b>	<b>129,542</b>	<b>205,554</b>	<b>185,546</b>	<b>248,680</b>
<b>Maintenance &amp; Operations</b>						
43000	Office Supplies	88	0	300	100	200
43050	Operate Equip/Prgrm Supplies	26,554	29,594	27,940	28,232	30,415
43070	Software Licenses/Subscription	0	647	647	648	680
43210	Printing & Binding	0	0	28	0	44
43240	Facility Rental	2,660	2,868	2,000	3,192	3,192
43310	Dues & Publications	145	970	975	970	1,050
43320	Training/Education/Mtgs	535	480	655	0	675
43600	Recreation Contract Svcs	22,240	22,920	25,183	24,305	24,713
43650	Other Contractual	598	0	0	0	0
	<b>Subtotal</b>	<b>52,820</b>	<b>57,479</b>	<b>57,728</b>	<b>57,447</b>	<b>60,969</b>
<b>Allocated Services</b>						
46000	Central Services Allocated	7,072	6,153	8,942	8,942	9,931
46010	Insurance Allocated	8,157	9,862	18,616	18,616	19,052
46020	Building Allocated	65,483	81,664	51,651	51,651	116,336
	<b>Subtotal</b>	<b>80,712</b>	<b>97,679</b>	<b>79,209</b>	<b>79,209</b>	<b>145,319</b>
	<b>Total</b>	<b>256,295</b>	<b>284,700</b>	<b>342,491</b>	<b>322,202</b>	<b>454,968</b>

## Community Services Department

### Sub-Program: Youth Sports - 33082301

#### Code Explanation

Code 41000:	Provides for full-time salaries. Salary allocation includes 85% of a Coordinator. Increase in FY2025-26 due to reallocation of Coordinator.
Code 41010:	Provides for part-time staff.
Code 41020:	Provides for overtime.
Code 41070:	Provides for Employee allocation.
Code 43000:	Provides for office supplies. Decrease in FY2025-26 due to actual program needs.
Code 43050:	Provides (\$5,040) for Pee Wee sports; (\$7,950) for summer basketball; (\$7,950) winter basketball; (\$3,000) track meet; (\$1,475) Sports Legend dinner; (\$3,000) flag football; (\$1,500) for basketball and volleyball clinics; (\$500) for replacement supplies. Increase in FY2025-26 due to increased costs for sports jerseys.
Code 43070:	Provides for Team Sideline website subscription. Increase in FY2025-26 due to increased subscription costs.
Code 43210:	Provides for printing. Increase in FY2025-26 due to increased printing costs for business cards.
Code 43240:	Provides for renting of CVUSD facilities to conduct youth sports programs. Increase in FY2025-26 due to increase in facility rental fees.
Code 43310:	Provides for CPRS membership for Coordinator, and entry fees for regional youth participation.
Code 43320:	Provides for CPRS conference Coordinator and SCMAF and IVMAA A&I for Coordinator and Specialist. Increase in FY2025-26 due to increase in basketball tournament entry fees.
Code 43600:	Provides for the payment of youth sports officials.
Code 46000:	Provides for Central Services allocation.
Code 46010:	Provides for Insurance allocation.
Code 46020:	Provides for Building allocation.



**COMM. SVCS. PARKS & REC**  
**ADULT SPORTS**  
**Program: 33082302**



Obj/Prj No.	Description	FY 2022-23 Actual	FY 2023-24 Actual	FY 2024-25 Budget	FY 2024-25 Projected	FY 2025-26 Proposed
<b>Personnel Services</b>						
41000	Full-Time Salaries	5,721	6,467	9,137	9,137	13,705
41010	Part-Time Salaries	12,433	18,202	26,244	25,293	26,598
41070	Employee Svcs Allocated	3,891	4,313	5,825	5,825	6,167
	<b>Subtotal</b>	<b>22,045</b>	<b>28,982</b>	<b>41,206</b>	<b>40,255</b>	<b>46,470</b>
<b>Maintenance &amp; Operations</b>						
43000	Office Supplies	94	21	100	0	0
43050	Operate Equip/Prgm Supplies	2,427	2,083	3,550	2,330	3,550
43070	Software Licenses/Subscription	0	403	403	452	452
43600	Recreation Contract Svcs	1,036	1,172	2,192	1,175	1,692
43650	Other Contractual	350	0	0	0	0
	<b>Subtotal</b>	<b>3,907</b>	<b>3,679</b>	<b>6,245</b>	<b>3,957</b>	<b>5,694</b>
<b>Capital and Non-Capital Projects</b>						
N4007	Tropical Storm Hilary	0	128	0	0	0
	<b>Subtotal</b>	<b>0</b>	<b>128</b>	<b>0</b>	<b>0</b>	<b>0</b>
	<b>Total</b>	<b>25,952</b>	<b>32,789</b>	<b>47,451</b>	<b>44,212</b>	<b>52,164</b>

**Community Services Department**  
Sub-Program: Adult Sports - 33082302

**Code Explanation**

- Code 41000: Provides for full-time salaries. Salary allocation includes 15% of a Coordinator. Increase in FY2025-26 due to reallocation of Coordinator.
- Code 41010: Provides for part-time staff.
- Code 41070: Provides for Employee allocation.
- Code 43000: Provides for office supplies. Decrease in FY2025-26 due to actual program needs.
- Code 43050: Provides (\$3,400) for soccer field paint and prizes; (\$150) basketball supplies.
- Code 43070: Provides for Team Sideline website subscription. Increase in FY2025-26 due to increased subscription costs.
- Code 43600: Provides for the payment of basketball scorekeepers and officials. Decrease in FY2025-26 due to reduction of forfeit game fees due to actual needs.





COMM. SVCS. PARKS & REC  
BOXING  
Program: 33082303



Obj/Prj No.	Description	FY 2022-23 Actual	FY 2023-24 Actual	FY 2024-25 Budget	FY 2024-25 Projected	FY 2025-26 Proposed
<b>Personnel Services</b>						
41000	Full-Time Salaries	25,744	29,100	41,116	41,116	36,547
41010	Part-Time Salaries	64,767	87,168	123,444	125,205	122,669
41070	Employee Svcs Allocated	17,508	19,407	26,211	26,211	16,446
<b>Subtotal</b>		<b>108,019</b>	<b>135,675</b>	<b>190,771</b>	<b>192,532</b>	<b>175,662</b>
<b>Maintenance &amp; Operations</b>						
43050	Operate Equip/Prgm Supplies	974	336	5,000	700	3,000
43300	Refund-Reimburse-Sponsorship	15,484	28,626	30,000	10,000	18,000
<b>Subtotal</b>		<b>16,458</b>	<b>28,962</b>	<b>35,000</b>	<b>10,700</b>	<b>21,000</b>
<b>Allocated Services</b>						
46000	Central Services Allocated	3,989	3,514	5,695	5,695	4,729
46010	Insurance Allocated	0	0	0	0	14,329
<b>Subtotal</b>		<b>3,989</b>	<b>3,514</b>	<b>5,695</b>	<b>5,695</b>	<b>19,058</b>
<b>Total</b>		<b>128,466</b>	<b>168,151</b>	<b>231,466</b>	<b>208,927</b>	<b>215,720</b>

**Community Services Department**  
Sub-Program: Boxing - 33082303

**Code Explanation**

- Code 41000: Provides for full-time salaries. Salary allocation includes 40% of a Coordinator. Decrease in FY2025-26 due to reallocation of Coordinator.
- Code 41010: Provides for part-time staff.
- Code 41070: Provides for Employee allocation.
- Code 43050: Provides for retail items and event supplies. Decrease in FY2025-26 due to actual program needs.
- Code 43300: Provides for the reimbursement of revenues received minus programs supplies to the Boxing Foundation. Decrease in FY2025-26 due to actual program needs.
- Code 46000: Provides for Central Services allocation.



# COMM. SVCS. PARKS & REC EDUCATIONAL PROGRAMMING

Program: 3308240



Obj/Prj No.	Description	FY 2022-23 Actual	FY 2023-24 Actual	FY 2024-25 Budget	FY 2024-25 Projected	FY 2025-26 Proposed
<b>Personnel Services</b>						
41000	Full-Time Salaries	30,852	33,560	48,343	46,023	50,843
41010	Part-Time Salaries	821	2,143	7,345	1,800	7,345
41020	Over-Time Salaries	1,310	0	2,551	0	0
41070	Employee Svcs Allocated	26,983	29,340	30,819	30,819	22,879
<b>Subtotal</b>		<b>59,966</b>	<b>65,043</b>	<b>89,058</b>	<b>78,642</b>	<b>81,067</b>
<b>Maintenance &amp; Operations</b>						
43310	Dues & Publications	150	150	150	150	150
43320	Training/Education/Mtgs	0	480	485	485	505
<b>Subtotal</b>		<b>150</b>	<b>630</b>	<b>635</b>	<b>635</b>	<b>655</b>
<b>Allocated Services</b>						
46000	Central Services Allocated	2,065	1,823	2,276	2,276	1,952
46010	Insurance Allocated	0	0	0	0	5,237
<b>Subtotal</b>		<b>2,065</b>	<b>1,823</b>	<b>2,276</b>	<b>2,276</b>	<b>7,189</b>
<b>Total</b>		<b>62,181</b>	<b>67,496</b>	<b>91,969</b>	<b>81,553</b>	<b>88,911</b>

**Community Services Department**  
**Program: Educational Programming - 3308240**

**Code Explanation**

- Code 41000: Provides for full-time salaries. Salary allocations include 20% of Special Events Supervisor, 15% of Senior Services Supervisor, 5% of Human Services Supervisor and 5% of Youth Services Supervisor.
- Code 41010: Provides for backfill sick leave part-time salaries.
- Code 41020: Provides for overtime salaries. Decrease in FY2025-26 due to actual program needs.
- Code 41070: Provides for Employee allocation.
- Code 43310: Provides for CPRS Membership for Educational Programs Supervisor.
- Code 43320: Provides for CPRS conference for Educational Programs Supervisor.
- Code 46000: Provides for Central Services allocation.



**COMM. SVCS. PARKS & REC**  
**HEALTHY CHINO**  
**Program: 33082401**



Obj/Prj No.	Description	FY 2022-23 Actual	FY 2023-24 Actual	FY 2024-25 Budget	FY 2024-25 Projected	FY 2025-26 Proposed
<b>Personnel Services</b>						
41010	Part-Time Salaries	66,751	74,321	134,219	116,344	137,241
41020	Over-Time Salaries	328	927	2,050	1,301	2,050
	<b>Subtotal</b>	<b>67,079</b>	<b>75,248</b>	<b>136,269</b>	<b>117,645</b>	<b>139,291</b>
<b>Maintenance &amp; Operations</b>						
43000	Office Supplies	44	78	80	75	80
43030	Postage	4	2	10	5	10
43050	Operate Equip/Prgrm Supplies	6,930	8,607	13,647	11,681	13,647
43070	Software Licenses/Subscription	52	151	250	102	250
43200	Advertisement/ Legal Notices	771	0	772	40	772
43210	Printing & Binding	27	31	75	43	87
43310	Dues & Publications	145	121	150	0	150
43315	Mileage Reimbursement	1	15	40	0	40
43320	Training/Education/Mtgs	35	480	629	0	505
43650	Other Contractual	748	798	900	2,125	1,680
	<b>Subtotal</b>	<b>8,757</b>	<b>10,283</b>	<b>16,553</b>	<b>14,071</b>	<b>17,221</b>
<b>Allocated Services</b>						
46010	Insurance Allocated	0	0	0	0	12,352
	<b>Subtotal</b>	<b>0</b>	<b>0</b>	<b>0</b>	<b>0</b>	<b>12,352</b>
	<b>Total</b>	<b>75,836</b>	<b>85,531</b>	<b>152,822</b>	<b>131,716</b>	<b>168,864</b>

## Community Services Department

### Sub-Program: Healthy Chino - 33082401

#### Code Explanation

Code 41010:	Provides for part-time staff.
Code 41020:	Provides for overtime.
Code 43000:	Provides for office supplies.
Code 43050:	Provides Community Garden supplies; outreach giveaways; employee wellness; and various events and program supplies.
Code 43070	Provides for Challenge Runner App.
Code 43200:	Provides for advertisements.
Code 43210:	Provides for the printing. Increase in FY2025-26 due to increased printing costs for business cards.
Code 43310:	Provides for CPRS membership for CS Coordinator.
Code 43315:	Provides for mileage reimbursement.
Code 43320:	Provides for CPRS conference for Coordinator. Decrease in FY2025-26 due to actual trainings attended.
Code 43650:	Provides for inflatables/entertainment for Healthy Family Day event. Increase in FY2025-26 due to increase in inflatables costs.
Code 46010:	Provides for Insurance allocation.



# COMM. SVCS. PARKS & REC RECREATION CLASSES

Program: 33082402



Obj/Prj No.	Description	FY 2022-23 Actual	FY 2023-24 Actual	FY 2024-25 Budget	FY 2024-25 Projected	FY 2025-26 Proposed
<b>Personnel Services</b>						
41000	Full-Time Salaries	11,069	13,036	18,274	18,274	18,274
41010	Part-Time Salaries	34,285	31,395	65,487	52,000	65,487
41070	Employee Svcs Allocated	8,577	8,626	11,650	11,650	8,223
	<b>Subtotal</b>	<b>53,931</b>	<b>53,057</b>	<b>95,411</b>	<b>81,924</b>	<b>91,984</b>
<b>Maintenance &amp; Operations</b>						
43000	Office Supplies	27	49	50	47	50
43030	Postage	47	0	0	0	0
43050	Operate Equip/Prgrm Supplies	1,182	1,192	1,200	800	1,200
43210	Printing & Binding	27	31	28	0	44
43320	Training/Education/Mtgs	50	60	125	30	40
43600	Recreation Contract Svcs	80,876	84,037	88,000	75,000	88,000
	<b>Subtotal</b>	<b>82,209</b>	<b>85,369</b>	<b>89,403</b>	<b>75,877</b>	<b>89,334</b>
<b>Allocated Services</b>						
46000	Central Services Allocated	6,224	5,240	7,054	7,054	6,806
46010	Insurance Allocated	5,631	6,696	8,795	8,795	7,539
46020	Building Allocated	65,483	81,664	51,651	51,651	116,336
	<b>Subtotal</b>	<b>77,338</b>	<b>93,600</b>	<b>67,500</b>	<b>67,500</b>	<b>130,681</b>
	<b>Total</b>	<b>213,478</b>	<b>232,026</b>	<b>252,314</b>	<b>225,301</b>	<b>311,999</b>

**Community Services Department**  
**Sub-Program: Recreation Classes - 33082402**

**Code Explanation**

Code 41000:	Provides for full-time salaries. Salary allocation includes 20% of a Coordinator.
Code 41010:	Provides for part-time staff.
Code 41070:	Provides for Employee allocation.
Code 43000:	Provides for office supplies.
Code 43030:	Provides for postage.
Code 43050:	Provides for program supplies for Young Chefs, Science Spies, and Young Builders.
Code 43210:	Provides for printing. Increase in FY2025-26 due to increased printing costs for business cards.
Code 43320:	Provides for participation in local trainings and seminars. Decrease in FY2025-26 due to actual trainings attended.
Code 43600:	Provides for the payment of special class contract instructors.
Code 46000:	Provides for Central Services allocation.
Code 46010:	Provides for Insurance allocation.
Code 46020:	Provides for Building allocation.





**COMM. SVCS. PARKS & REC**  
**TINY TOTS**  
**Program: 33082403**



Obj/Prj No.	Description	FY 2022-23 Actual	FY 2023-24 Actual	FY 2024-25 Budget	FY 2024-25 Projected	FY 2025-26 Proposed
<b>Personnel Services</b>						
41000	Full-Time Salaries	1,949	1,999	2,741	2,150	2,486
41010	Part-Time Salaries	53,032	62,965	83,368	80,909	83,694
41070	Employee Svcs Allocated	1,286	1,358	1,747	1,747	1,119
	<b>Subtotal</b>	<b>56,267</b>	<b>66,322</b>	<b>87,856</b>	<b>84,806</b>	<b>87,299</b>
<b>Maintenance &amp; Operations</b>						
43050	Operate Equip/Prgm Supplies	2,298	1,429	1,800	1,353	1,500
	<b>Subtotal</b>	<b>2,298</b>	<b>1,429</b>	<b>1,800</b>	<b>1,353</b>	<b>1,500</b>
<b>Allocated Services</b>						
46010	Insurance Allocated	0	0	0	0	7,756
	<b>Subtotal</b>	<b>0</b>	<b>0</b>	<b>0</b>	<b>0</b>	<b>7,756</b>
	<b>Total</b>	<b>58,565</b>	<b>67,751</b>	<b>89,656</b>	<b>86,159</b>	<b>96,555</b>

**Community Services Department**  
Sub-Program: Tiny Tots - 33082403

**Code Explanation**

- Code 41000: Provides for full-time staff. Salary allocation includes 3% of a Coordinator. Decrease in FY2025-26 due to Coordinator new to position.
- Code 41010: Provides for part-time salaries.
- Code 41070: Provides for Employee allocation.
- Code 43050: Provides for craft supplies and toy replacement. Decrease in FY2025-26 due to actual program needs.
- Code 46010: Provides for Insurance allocation.



COMM. SVCS. PARKS & REC  
AQUATICS  
Program: 33082404



Obj/Prj No.	Description	FY 2022-23 Actual	FY 2023-24 Actual	FY 2024-25 Budget	FY 2024-25 Projected	FY 2025-26 Proposed
<b>Maintenance &amp; Operations</b>						
43650	Other Contractual	0	0	500	0	500
	<b>Subtotal</b>	<b>0</b>	<b>0</b>	<b>500</b>	<b>0</b>	<b>500</b>
	<b>Total</b>	<b>0</b>	<b>0</b>	<b>500</b>	<b>0</b>	<b>500</b>

**Community Services Department**  
Sub-Program: Aquatics – 33082404  
\*Program cancelled in FY 16-17

**Code Explanation**

Code 43650:        Provides for scholarships for swim lessons.



**COMM. SVCS. PARKS & REC**  
**TYKES**  
**Program: 33082405**



Obj/Prj No.	Description	FY 2022-23 Actual	FY 2023-24 Actual	FY 2024-25 Budget	FY 2024-25 Projected	FY 2025-26 Proposed
<b>Capital and Non-Capital Projects</b>						
G8584	Family Resource Center C.V.U.S.D.	72,375	70,889	155,913	122,572	123,617
	<b>Subtotal</b>	<b>72,375</b>	<b>70,889</b>	<b>155,913</b>	<b>122,572</b>	<b>123,617</b>
	<b>Total</b>	<b>72,375</b>	<b>70,889</b>	<b>155,913</b>	<b>122,572</b>	<b>123,617</b>

**Community Services Department**  
Sub-Program: T.Y.K.E.S. - 33082405

**Code Explanation**

Program eliminated for FY11-12 due to loss of funding from First 5 San Bernardino.

**Non-Capital Projects-**

•	FY2025-26	Family Resource Center CVUSD (Project # G8584)	FY 24-25 Est. Exp.	Est. Rev.
		<b>Total Project Cost: \$123,617</b>	<b>\$122,572</b>	<b>\$137,500</b>
		Revenue: \$147,000		



**COMM. SVCS. PARKS & REC  
AYALA PARK OPERATIONS CENTER**

**Program: 3308250**



Obj/Prj No.	Description	FY 2022-23 Actual	FY 2023-24 Actual	FY 2024-25 Budget	FY 2024-25 Projected	FY 2025-26 Proposed
<b>Personnel Services</b>						
41000	Full-Time Salaries	80,915	75,196	88,652	77,898	99,158
41010	Part-Time Salaries	217,150	243,414	358,603	300,000	361,225
41020	Over-Time Salaries	1,699	3,738	3,000	800	3,000
41070	Employee Svcs Allocated	59,905	63,219	56,516	56,516	44,621
	<b>Subtotal</b>	<b>359,669</b>	<b>385,567</b>	<b>506,771</b>	<b>435,214</b>	<b>508,004</b>
<b>Maintenance &amp; Operations</b>						
43000	Office Supplies	128	234	500	300	400
43030	Postage	2	29	20	0	20
43050	Operate Equip/Prgrm Supplies	10,488	15,969	12,357	11,321	12,677
43210	Printing & Binding	0	30	125	43	174
43310	Dues & Publications	295	145	150	145	150
43315	Mileage Reimbursement	0	0	50	0	50
43320	Training/Education/Mtgs	798	960	735	0	755
43580	Maint/Contract Repair Svcs	0	0	100,000	90,000	100,000
43650	Other Contractual	2,215	90,918	3,475	1,900	3,475
	<b>Subtotal</b>	<b>13,926</b>	<b>108,285</b>	<b>117,412</b>	<b>103,709</b>	<b>117,701</b>
<b>Allocated Services</b>						
46000	Central Services Allocated	15,096	13,919	20,469	20,469	18,737
46010	Insurance Allocated	21,960	27,051	46,961	46,961	41,434
46020	Building Allocated	14,734	18,374	11,622	11,622	26,176
46030	Vehicle Allocated	113,242	161,738	166,189	166,189	143,480
	<b>Subtotal</b>	<b>165,032</b>	<b>221,082</b>	<b>245,241</b>	<b>245,241</b>	<b>229,827</b>
<b>Capital and Non-Capital Projects</b>						
N4007	Tropical Storm Hilary	0	225	0	0	0
	<b>Subtotal</b>	<b>0</b>	<b>225</b>	<b>0</b>	<b>0</b>	<b>0</b>
<b>Total</b>		<b>538,627</b>	<b>715,159</b>	<b>869,424</b>	<b>784,164</b>	<b>855,532</b>

## Community Services Department

Program: Ayala Park Operations Center - 3308250

### Code Explanation

Code 41000:	Provides for full-time salaries. Salary allocations include 20% of Sports Supervisor, 5% of Senior Services Supervisor, and 80% of a Coordinator. Increase in FY2025-26 due to reallocation of Sports Supervisor. Increase in FY2025-26 due to reallocation of Sports Supervisor.
Code 41010:	Provides for part-time salaries.
Code 41020:	Provides for overtime.
Code 41070:	Provides for Employee allocation.
Code 43000:	Provides for office supplies. Decrease in FY2025-26 due to actual program needs.
Code 43050:	Provides (\$9,290) for soccer goal and net replacement; (\$1,324) tennis and volleyball net replacement; (\$598) two-way radios; (\$965) for family campout supplies; (\$500) for miscellaneous operation supplies.
Code 43210:	Provides for printing of business cards. Increase in FY2025-26 due to increased printing costs for business cards.
Code 43310:	Provides for membership CPRS membership for Supervisor and Coordinator.
Code 43315:	Provides for mileage reimbursement.
Code 43320:	Provides (\$505) for CPRS conference for Coordinator; (\$250) for SCMAF training.
Code 43580:	Provides for field maintenance contract.
Code 43650:	Provides (\$3,000) for ball field preparation contract and (\$475) for SWANK movie rental for family campout.
Code 46000:	Provides for Central Services allocation.
Code 46010:	Provides for Insurance allocation.
Code 46020:	Provides for Building allocation.
Code 46030:	Provides for Vehicle allocation.





COMM. SVCS. PARKS & REC  
AYALA PARK BATTING CAGES

Program: 33082502



Obj/Prj No.	Description	FY 2022-23 Actual	FY 2023-24 Actual	FY 2024-25 Budget	FY 2024-25 Projected	FY 2025-26 Proposed
<b>Personnel Services</b>						
41000	Full-Time Salaries	12,599	12,288	16,574	15,781	17,642
41010	Part-Time Salaries	65,030	70,619	109,590	100,848	109,590
41070	Employee Svcs Allocated	8,733	9,222	10,566	10,566	7,939
	<b>Subtotal</b>	<b>86,362</b>	<b>92,129</b>	<b>136,730</b>	<b>127,195</b>	<b>135,171</b>
<b>Maintenance &amp; Operations</b>						
43030	Postage	0	0	60	0	60
43050	Operate Equip/Prgrm Supplies	7,725	8,528	9,467	7,225	11,008
	<b>Subtotal</b>	<b>7,725</b>	<b>8,528</b>	<b>9,527</b>	<b>7,225</b>	<b>11,068</b>
<b>Allocated Services</b>						
46010	Insurance Allocated	0	0	0	0	11,451
	<b>Subtotal</b>	<b>0</b>	<b>0</b>	<b>0</b>	<b>0</b>	<b>11,451</b>
<b>Capital and Non-Capital Projects</b>						
N4007	Tropical Storm Hilary	0	71	0	0	0
	<b>Subtotal</b>	<b>0</b>	<b>71</b>	<b>0</b>	<b>0</b>	<b>0</b>
	<b>Total</b>	<b>94,087</b>	<b>100,728</b>	<b>146,257</b>	<b>134,420</b>	<b>157,690</b>

**Community Services Department**  
Sub-Program: Ayala Park Batting Cages- 33082502

**Code Explanation**

- Code 41000: Provides for full-time salaries. Salary allocation includes 20% of a Coordinator.
- Code 41010: Provides for part-time staff.
- Code 41070: Provides for Employee allocation.
- Code 43030: Provides for postage.
- Code 43050: Provides (\$7,312) for bats, helmets, baseballs, softballs, coins; (\$3,000) replacement parts; and (\$696) monthly supplies. Increase in FY2025-26 due to increase in supply costs.
- Code 46010: Provides for Insurance allocation.



COMM. SVCS. PARKS & REC  
PAVILION/BARBEQUE  
Program: 33082503



Obj/Prj No.	Description	FY 2022-23 Actual	FY 2023-24 Actual	FY 2024-25 Budget	FY 2024-25 Projected	FY 2025-26 Proposed
<b>Personnel Services</b>						
41000	Full-Time Salaries	5,534	6,518	9,137	9,137	9,137
41010	Part-Time Salaries	8,973	8,938	13,608	13,579	14,290
41070	Employee Svcs Allocated	4,289	4,313	5,825	5,825	4,112
	<b>Subtotal</b>	<b>18,796</b>	<b>19,769</b>	<b>28,570</b>	<b>28,541</b>	<b>27,539</b>
<b>Maintenance &amp; Operations</b>						
43210	Printing & Binding	0	361	400	215	400
	<b>Subtotal</b>	<b>0</b>	<b>361</b>	<b>400</b>	<b>215</b>	<b>400</b>
	<b>Total</b>	<b>18,796</b>	<b>20,130</b>	<b>28,970</b>	<b>28,756</b>	<b>27,939</b>

**Community Services Department**

Sub-Program: Pavilion/Barbeque - 33082503

**Code Explanation**

Code 41000: Provides for full-time salaries. Salary allocation includes 10% of a Coordinator.

Code 41010: Provides for part-time staff. Increase in FY2025-26 due to merit increases.

Code 41070: Provides for Employee allocation.

Code 43210: Provides for the printing of pavilion rental applications.



COMM. SVCS. PARKS & REC  
SKATE PARK  
Program: 33082504



Obj/Prj No.	Description	FY 2022-23 Actual	FY 2023-24 Actual	FY 2024-25 Budget	FY 2024-25 Projected	FY 2025-26 Proposed
<b>Personnel Services</b>						
41010	Part-Time Salaries	491	681	2,486	500	1,899
	<b>Subtotal</b>	<b>491</b>	<b>681</b>	<b>2,486</b>	<b>500</b>	<b>1,899</b>
<b>Maintenance &amp; Operations</b>						
43050	Operate Equip/Prgm Supplies	0	109	150	120	150
43650	Other Contractual	0	0	400	0	750
	<b>Subtotal</b>	<b>0</b>	<b>109</b>	<b>550</b>	<b>120</b>	<b>900</b>
	<b>Total</b>	<b>491</b>	<b>790</b>	<b>3,036</b>	<b>620</b>	<b>2,799</b>

**Community Services Department**

Sub-Program: Skate Park - 33082504

**Code Explanation**

Code 41010: Provides for part-time staff for special events. Decrease in FY2025-26 due to actual program needs.

Code 43050: Provides for giveaways for Go Skateboarding Day.

Code 43650: Provides for DJ for Go Skateboarding Day. Increase in FY2025-26 due to increased costs for DJ.



**COMM. SVCS. PARKS & REC  
PARK & FACILITY PLNG & DEV**

**Program: 3408300**



Obj/Prj No.	Description	FY 2022-23 Actual	FY 2023-24 Actual	FY 2024-25 Budget	FY 2024-25 Projected	FY 2025-26 Proposed
<b>Personnel Services</b>						
41000	Full-Time Salaries	114,858	77,774	145,723	113,479	141,791
41010	Part-Time Salaries	2,721	0	0	0	0
41020	Over-Time Salaries	0	320	0	0	0
41060	One Time Compensation	0	42,647	0	0	0
41070	Employee Svcs Allocated	74,220	69,930	92,898	92,898	63,806
	<b>Subtotal</b>	<b>191,799</b>	<b>190,671</b>	<b>238,621</b>	<b>206,377</b>	<b>205,597</b>
<b>Maintenance &amp; Operations</b>						
43000	Office Supplies	0	0	200	0	200
43030	Postage	0	0	100	0	50
43050	Operate Equip/Prgm Supplies	0	0	1,000	0	1,000
43200	Advertisement/ Legal Notices	348	0	500	0	0
43210	Printing & Binding	0	0	250	0	0
43310	Dues & Publications	557	365	465	559	600
43315	Mileage Reimbursement	0	0	50	0	50
43320	Training/Education/Mtgs	1,030	1,525	1,500	990	1,500
43560	Eng/Construct Svcs	0	0	5,000	0	5,000
43650	Other Contractual	0	0	40,000	30,000	27,500
	<b>Subtotal</b>	<b>1,935</b>	<b>1,890</b>	<b>49,065</b>	<b>31,549</b>	<b>35,900</b>
<b>Allocated Services</b>						
46000	Central Services Allocated	6,732	5,638	7,893	7,893	6,490
46010	Insurance Allocated	8,615	9,136	15,301	15,301	12,761
46020	Building Allocated	19,618	23,729	15,863	15,863	35,251
	<b>Subtotal</b>	<b>34,965</b>	<b>38,503</b>	<b>39,057</b>	<b>39,057</b>	<b>54,502</b>
<b>Capital and Non-Capital Projects</b>						
G8201	Prop 68 Chino Rancho Park-Cntrl/Phi	579,542	1,731,662	0	416,917	0
G8223	The Natural Resource Agency Departm	25,898	163,093	0	0	0
G8241	Sb City/City Of Chino Arpa & Corona	0	0	0	1,000,000	0
MS213	Monte Vista Pk Prty Purchase/Demo	42,631	0	0	0	0
PK181	Ayala Park Improvement Proj. Ph. 1	50,358	15,860	0	64,136	0
PK183	Monte Vista Pk Restrm & Shade	256,735	118,756	0	0	0
PK200	Central & Phillips Park Development	0	16,901	0	1,126,387	0
PK223	Walnut Park Playground Imp	539	8,191	630,000	28,595	0
PK232	Liberty Park Playground Project	10,000	0	0	0	0
PK234	C.O.C.C. Demonstration Garden	7,734	36,363	0	40,020	0
PK252	Carolyn Owens Playground Project	0	0	0	0	75,000
PK253	Glen E Duncan Splash Pad	0	0	75,000	0	912,000
PK261	Hertiage Park Imp	0	0	0	0	100,000
PK262	Shady Grove Park Imp	0	0	0	0	100,000
	<b>Subtotal</b>	<b>973,437</b>	<b>2,090,826</b>	<b>705,000</b>	<b>2,676,055</b>	<b>1,187,000</b>
<b>Total</b>		<b>1,202,136</b>	<b>2,321,890</b>	<b>1,031,743</b>	<b>2,953,038</b>	<b>1,482,999</b>

**Community Services Department**

Program: Park and Facility Planning and Development - 3408300

**Code Explanation**

Code: 41000:	Provides for full-time salaries.
Code 41070:	Provides for Employee allocation.
Code 43000:	Provides for office supplies.
Code 43030:	Provides postage for bid documents, public hearing notices, and requests for proposals. Decrease in FY2025-26 due to actual expenditures.
Code 43050:	Provides (\$1,000) for the purchase of small equipment and tools.
Code 43200:	Provides for advertising costs. Decrease in FY2025-26 due to actual expenditures.
Code 43210:	Provides for the costs of printing. Decrease in FY2025-26 due to actual expenditures.
Code 43310:	Provides for CPRS membership for Parks and Facilities Manager, Assistant Parks and Facilities Manager and two Project Coordinators. Increase in FY2025-26 due to new Assistant Parks and Facilities Manager position.
Code 43315:	Provides for mileage reimbursement for attending seminars, conferences, and events.
Code 43320:	Provides (\$1,500) for CPRS Conference for Parks and Facilities Manager.
Code 43560:	Provides (\$5,000) for unexpected Engineering and Architectural Services such as conceptual plans for grant applications.
Code 43650:	Provides (\$7,500) for other contractual annual appraisal of public park lands and (\$20,000) consultant services to manage park fees. Decrease in FY2025-26 due to annual park appraisals from previous years (4) were completed in FY 2024-25 and are now up to date.
Code 46000:	Provides for Central Services allocation.
Code 46010:	Provides for Insurance allocation.
Code 46020:	Provides for Building allocation.

**Capital and Non-Capital Projects**

PK253-Genn. E. Duncan Splash Pad  
 New Funding FY25-26 \$912,000

PK252-COCC Playground Project  
 New Funding FY25-26 \$75,000

PK261Heritage Park Improvements Project  
 New Funding FY25-26 \$100,000

PK262-Shady Grove Improvements Project  
 New Funding FY25-26 \$100,000





COMM. SVCS. PARKS & REC  
AYALA PARK IMPROVEMENTS

Program: 34083001



Obj/Prj No.	Description	FY 2022-23 Actual	FY 2023-24 Actual	FY 2024-25 Budget	FY 2024-25 Projected	FY 2025-26 Proposed
<b>Capital and Non-Capital Projects</b>						
PK221	Ayala Pk No. Pkng/Pavilion Acc Imp	82,332	0	0	0	0
PK231	Ayala Pk Softball Fields 1-4	348	404,793	2,006,400	3,870,935	0
<b>Subtotal</b>		<b>82,680</b>	<b>404,793</b>	<b>2,006,400</b>	<b>3,870,935</b>	<b>0</b>
<b>Total</b>		<b>82,680</b>	<b>404,793</b>	<b>2,006,400</b>	<b>3,870,935</b>	<b>0</b>

## Community Services Department

Program: Ayala Park Improvements - 34083001

### Code Explanation

PK231:Ayala Park Softball Fields 1-4

New Funding FY25-26 \$0

Project completed in FY 24/25



# COMM. SVCS. PARKS & REC CUSTODIAL MAINTENANCE

Program: 6507030



Obj/Prj No.	Description	FY 2022-23 Actual	FY 2023-24 Actual	FY 2024-25 Budget	FY 2024-25 Projected	FY 2025-26 Proposed
<b>Personnel Services</b>						
41000	Full-Time Salaries	252,431	288,473	313,656	304,815	56,976
41020	Over-Time Salaries	1,214	1,970	2,500	486	0
41070	Employee Svcs Allocated	171,609	180,688	199,956	199,956	25,639
<b>Subtotal</b>		<b>425,254</b>	<b>471,131</b>	<b>516,112</b>	<b>505,257</b>	<b>82,615</b>
<b>Maintenance &amp; Operations</b>						
43000	Office Supplies	131	122	250	225	250
43040	Uniforms	595	1,048	2,150	1,500	0
43050	Operate Equip/Prgm Supplies	64,047	75,139	80,000	76,000	80,000
43210	Printing & Binding	0	0	50	0	0
43320	Training/Education/Mtgs	0	0	500	0	0
43580	Maint/Contract Repair Svcs	423,332	442,243	485,069	463,000	605,000
43585	Repairs/Replacement Parts	544	462	1,000	0	0
<b>Subtotal</b>		<b>488,649</b>	<b>519,014</b>	<b>569,019</b>	<b>540,725</b>	<b>685,250</b>
<b>Allocated Services</b>						
46000	Central Services Allocated	27,311	22,949	29,878	29,878	17,448
46010	Insurance Allocated	19,888	22,262	32,934	32,934	5,128
46020	Building Allocated	13,291	15,965	10,252	10,252	4,119
<b>Subtotal</b>		<b>60,490</b>	<b>61,176</b>	<b>73,064</b>	<b>73,064</b>	<b>26,695</b>
<b>Capital and Non-Capital Projects</b>						
N4007	Tropical Storm Hilary	0	247	0	0	0
<b>Subtotal</b>		<b>0</b>	<b>247</b>	<b>0</b>	<b>0</b>	<b>0</b>
<b>Total</b>		<b>974,393</b>	<b>1,051,568</b>	<b>1,158,195</b>	<b>1,119,046</b>	<b>794,560</b>

**Community Services Department**

Program: Custodial Maintenance – 6507030

**Code Explanation**

Code 41000:	Provides for full-time salaries. Decrease in FY2025-26 due to reallocation of four Facilities Workers to PD.
Code 41020:	Provides for over-time salaries for emergency after-hours janitorial needs of all City facilities and premium OT. Decrease in FY2025-26 due to reallocation of four Facilities Workers to PD.
Code 41070:	Provides for Employee allocation.
Code 43000:	Provides for the purchase of office supplies.
Code 43040:	Provides for uniforms for Facility Workers. Decrease in FY2025-26 due to reallocation of four Facilities Workers to PD.
Code 43050:	Provides (\$80,000) for Citywide cleaning supplies and chemicals.
Code 43210:	Provides for costs associated with the binding of project bid documents. Decrease in FY2025-26 due to actual expenditures.
Code 43320:	Provides for attendance at specialized training courses. Decrease in FY2025-26 due to reallocation of four Facilities Workers to PD.
Code 43580:	Provides (\$537,000) for Citywide contracted custodial, window cleaning, and kitchen deep cleaning services. Increase in FY2025-26 due to renewal of Citywide custodial services agreement and addition of kitchen deep cleaning services.
Code 43585:	Provides for repair services for City owned custodial equipment. Decrease in FY2025-26 due to reallocation of repair service for City owned custodial equipment to PD.
Code 46000:	Provides for Central Services allocation.
Code 46010:	Provides for Insurance allocation.
Code 46020:	Provides for Building allocation.



**COMM. SVCS. PARKS & REC**  
**BUILDING MANAGEMENT**  
**Program: 6508310**



Obj/Prj No.	Description	FY 2022-23 Actual	FY 2023-24 Actual	FY 2024-25 Budget	FY 2024-25 Projected	FY 2025-26 Proposed
<b>Personnel Services</b>						
41000	Full-Time Salaries	655,254	794,124	1,041,404	921,974	1,068,464
41010	Part-Time Salaries	30,215	26,725	50,000	36,000	50,000
41020	Over-Time Salaries	44,382	56,852	60,000	54,000	60,000
41060	One Time Compensation	0	42,647	0	0	0
41070	Employee Svcs Allocated	462,868	511,917	663,895	663,895	475,808
	<b>Subtotal</b>	<b>1,192,719</b>	<b>1,432,265</b>	<b>1,815,299</b>	<b>1,675,869</b>	<b>1,654,272</b>
<b>Maintenance &amp; Operations</b>						
43000	Office Supplies	422	447	600	500	600
43030	Postage	103	1	500	0	100
43040	Uniforms	1,800	2,222	3,900	2,800	3,900
43050	Operate Equip/Prgrm Supplies	83,290	111,569	90,000	100,000	100,000
43070	Software Licenses/Subsorption	0	893	0	0	0
43200	Advertisement/ Legal Notices	0	0	500	348	500
43210	Printing & Binding	228	73	250	44	250
43230	Equipment & Misc Rental	0	274	1,500	0	1,500
43300	Refund-Reimburse-Sponsorship	0	95	0	15,310	0
43310	Dues & Publications	439	700	705	705	860
43315	Mileage Reimbursement	307	0	50	0	480
43320	Training/Education/Mtgs	5,307	4,856	13,500	3,500	13,500
43400	Utilities Water	153,540	163,744	185,000	183,000	195,000
43420	Utilities Gas	119,196	65,507	100,000	68,000	76,000
43430	Utilities Electric	1,065,058	1,154,999	1,200,000	1,209,000	1,300,000
43500	City Atty Services	6,336	1,325	2,000	3,500	3,500
43560	Eng/Construct Svcs	0	0	10,000	0	10,000
43580	Maint/Contract Repair Svcs	227,045	255,279	280,000	245,000	325,000
43585	Repairs/Replacement Parts	197,239	326,618	250,000	290,000	300,000
43650	Other Contractual	20,373	19,733	15,000	1,000	15,000
43655	A.D.A. Improvements	7,115	17,470	50,000	1,030	50,000
	<b>Subtotal</b>	<b>1,887,798</b>	<b>2,125,805</b>	<b>2,203,505</b>	<b>2,123,737</b>	<b>2,396,190</b>
<b>Allocated Services</b>						
46000	Central Services Allocated	93,679	83,563	116,415	116,415	100,294
46010	Insurance Allocated	55,408	74,518	114,597	114,597	99,662
46020	Building Allocated	33,942	48,148	35,978	35,978	80,047
46030	Vehicle Allocated	102,505	146,340	137,347	137,347	131,490
	<b>Subtotal</b>	<b>285,534</b>	<b>352,569</b>	<b>404,337</b>	<b>404,337</b>	<b>411,493</b>
<b>Capital Outlay/Improvements</b>						
48030	Furniture & Fixtures	0	0	10,000	0	10,000
48040	Computers & Related Equip	6,686	0	0	0	0
	<b>Subtotal</b>	<b>6,686</b>	<b>0</b>	<b>10,000</b>	<b>0</b>	<b>10,000</b>



**COMM. SVCS. PARKS & REC**  
**BUILDING MANAGEMENT**  
**Program: 6508310**



Obj/Prj No.	Description	FY 2022-23 Actual	FY 2023-24 Actual	FY 2024-25 Budget	FY 2024-25 Projected	FY 2025-26 Proposed
<b>Capital and Non-Capital Projects</b>						
IB402	7Th St Theater-Digital Reader Board	5,596	0	0	0	0
MS214	9Th Street House Demo	630	4,823	0	37,284	0
N7200	Cal Aero Preserve-Joint Agmt	65,029	56,336	67,000	67,000	70,000
N7201	5 CCCC'S Joint Use Agreement	28,837	28,537	36,000	31,000	36,000
N8074	Civic Center Master Plan	104,081	0	0	0	0
NC240	Building Mgmt Projects	0	18,882	50,000	105,773	200,000
NC242	City Hall South Roof Restoration	0	163,657	0	12,215	0
NC831	Demo Fire Station #1/Landscape	201,276	0	0	0	0
PF192	Sen Ctr Interior Access Improv Proj	77	52,470	0	0	0
PF200	Civic Center Improv & Access	17,863	0	0	0	0
PF201	Old School House Museum	155,069	1,390,591	0	143,257	0
PF203	Sen Ctr/Library Exterior Access Imp	1,470	0	0	0	0
PF210	City Hall Interior & Access Imp.	0	385,300	1,100,000	99,048	0
PF220	City Hall Adm Remodel	41,864	3,650	0	0	0
PF233	Cultural Arts Bldg Purchase & Rehab	2,036,706	21,713	60,000	29,925	0
PF234	Police Department Solar Project	25,744	11,689	50,000	35,649	0
PF261	Youth Museum Interior Improvements	0	0	0	0	100,000
PF263	Central Plant Replacement	0	0	0	0	150,000
PF264	Epic Facility Assessment/Design	0	0	0	0	150,000
<b>Subtotal</b>		<b>2,684,242</b>	<b>2,137,648</b>	<b>1,363,000</b>	<b>561,151</b>	<b>706,000</b>
<b>Total</b>		<b>6,056,979</b>	<b>6,048,287</b>	<b>5,796,141</b>	<b>4,765,094</b>	<b>5,177,955</b>

**Community Services Department****Program: Building Management - 6508310****Code Explanation**

Code 41000:	Provides for full-time staff. Salary allocations include 25% of CS Director, 50% of Parks and Facilities Manager, 60% of Assistant Parks & Facilities Manager, 100% of two (2) Project Coordinators, 80% of Facilities Maintenance Supervisor, 70% of the Management Analyst, and 100% of five (5) Facilities Maintenance Technician. Increase in FY2025-26 due to merit increases.
Code 41010:	Provides for part-time salaries for Development Services switchboard staff.
Code 41020:	Provides for over-time salaries for emergency after-hours repairs of all City facilities.
Code 41070:	Provides for Employee allocation.
Code 43000:	Provides for the purchase of office supplies.
Code 43030:	Provides for postage for Bid documents and Request for Proposals. Decrease in FY2025-26 due to actual expenditures.
Code 43040:	Provides for uniforms for Facilities Maintenance Supervisor and Facility Maintenance Technician staff.
Code 43050:	Provides (\$100,000) for Citywide replacement of small tools, equipment, and unanticipated replacement costs including operating equipment repairs and maintenance supplies. Increase in FY2025-26 due to actual expenditures.
Code 43200:	Provides for advertising costs.
Code 43210:	Provides for the costs of printing.
Code 43230:	Provides for equipment rental for unanticipated facility repairs.
Code 43310:	Provides for California Association of Public Procurement Officials, Municipal Management Association of Southern California, and National Recreation and Park Association memberships. Increase in FY2025-26 due to the addition of an Assistant Park & Facilities Manager position.
Code 43315:	Provides for mileage reimbursement for staff attending training courses when City vehicle not available. Increase in FY2025-26 due to CAPPO, MMASC, and CPRS Conference held in Southern California.
Code 43320:	Provides (\$3,900) for CPRS Conference for four full-time staff, (\$4,725) CAPPO Conference for three full-time staff, (\$2,500) for NRPA Conference for Parks and Facilities Manager, (\$1,500) for MMASC Conference for Management Analyst, and (\$875) for one-day conferences and seminars.
Code 43400:	Provides for the cost of water for City Facilities. Increase in FY2025-26 due to actual expenditures and 4% annual rate increase.
Code 43420:	Provides for the cost of natural gas for City Facilities. Decrease in FY2025-26 due to expenditure and decrease in rates.
Code 43430:	Provides for the cost of electricity for City Facilities. Increase in FY2025-26 due to actual expenditures and potential utility rate increase.
Code 43500:	Provides for City Attorney Services. Increase in FY2025-26 due to actual expenditures.
Code 43560:	Provides (\$10,000) for unexpected Engineering and Architectural Services

## Community Services Department

### Program: Building Management - 6508310 – continued

#### Code Explanation

Code 43580: Provides (\$325,000) for maintenance services at City owned facilities as follows:  
Increase in FY2025-26 due to increase in preventative maintenance service costs and the addition of power washing services, Citywide HVAC preventative maintenance services, historic facility maintenance and the addition of the Epic Facility Building management services.

- Pest control for all City facilities
- Citywide fire extinguishers
- Citywide HVAC systems
- Citywide HVAC automatic controls system
- Citywide UPS systems
- City Hall, City Hall South, Former County Building, Carolyn Owens Community Center, and Epic Building elevators
- City Hall and Carolyn Owens Community Center Interior Plants
- City Hall, City Hall South, Public Works Services Center, and City Hall South automatic gates
- Citywide Automatic doors, rollup doors, and garage doors
- Citywide acoustical room dividing wall systems
- Citywide refrigeration systems including refrigerators, freezers, and ice makers
- Citywide alarm systems
- Citywide security cameras
- Fire alarm and sprinkler systems
- NAC, COCC, and Community Building floor re-finishing
- Senior Center grease trap cleaning
- Citywide drain cleaning
- Annual silk plant cleaning
- Senior Center exercise equipment maintenance
- Ayala Park Operations Center Batting Cages
- Historic Facility Maintenance
- PD High Density Storage
- PD Firing Range
- Unanticipated maintenance services at City owned facilities

Code 43585: Provides (\$300,000) for repair and replacement of operating equipment services at City owned facilities as follows:  
Increase in FY2025-26 due to increase in repair service costs and the addition of Epic building.

- Citywide fire extinguishers
- Citywide HVAC systems
- Citywide HVAC automatic controls system
- Citywide UPS systems
- City Hall, City Hall South, County Building, Carolyn Owens Community Center, and Epic Building elevators
- City Hall and Carolyn Owens Community Center Interior Plants
- City Hall, City Hall South, PD, and Public Works Services Center automatic gates
- Citywide Automatic doors, rollup doors and garage doors
- Citywide acoustical room dividing wall systems



## Community Services Department

Program: Building Management - 6508310 – continued

### Code Explanation

- Citywide refrigeration systems including refrigerators, freezers, and ice makers
- Citywide alarm systems
- Citywide security cameras
- Fire alarm and sprinkler systems
- NAC, COCC and Community Building floor re-finishing
- Citywide drain cleaning
- Historic facility services
- Citywide facility painting
- Senior Center exercise equipment maintenance
- Ayala Park Operations Center Batting Cages
- PD High Density Storage
- Unanticipated repair services at City owned facilities
- PD Firing Range

Code 43650: Provides (\$15,000) for other contractual services such as environmental testing/services and lead mitigation services.

Code 43655: Provides (\$50,000) for unanticipated ADA improvements including design services and construction services to City Parks and Public Facilities.

Code 46000: Provides for Central Services allocation.

Code 46010: Provides for Insurance allocation.

Code 46020: Provides for Building allocation.

Code 46030: Provides for Vehicle allocation.

Code 48030: Provides (\$10,000) for furniture and fixtures for cubical and office reconfiguration requests.

### Capital and Non-Capital Projects

PF261-Youth Museum Interior Improvements Project - Design

New Funding FY25-26 \$100,000

PF263-Central Plant Replacement Project – Design

New Funding FY25-26 \$150,000

PF264-Epic Facility Assessment & Design Project

New Funding FY25-26 \$150,000



**This page left intentionally blank.**



**COMM. SVCS. PARKS & REC  
BUILDING MANAGEMENT ISF**  
Program: 65083101



Obj/Prj No.	Description	FY 2022-23 Actual	FY 2023-24 Actual	FY 2024-25 Budget	FY 2024-25 Projected	FY 2025-26 Proposed
<b>Capital and Non-Capital Projects</b>						
IB208	ISF Building Mgmt C.S.	8,436	5,475	0	0	550,000
IB20B	Senior Center Exterior Paint/Rep	8,892	59,972	0	0	0
IB224	ISF P.D. Building Mgmt	18,176	0	0	0	0
IB234	ISF P.D. Bldg Mgmt	83,401	0	0	0	0
IB237	ISF P.W. Bldg Mgmt	0	36,184	0	0	0
IB238	ISF C.S. Bldg Mgmt	123,460	165,234	0	0	0
IB240	FY23-24 New Positions	0	37,435	80,000	0	0
IB244	ISF Pd Bldg Mgmt	0	116,959	0	0	0
IB248	ISF C.S. Bldg Mgmt	0	24,730	0	829	0
IB249	ISF Building Division Bldg Mgmt	0	175,638	0	33,310	0
IB250	FY24-25 New Positions	0	0	10,000	0	0
IB254	ISF P.D. Bldg Mgmt	0	0	25,000	24,283	0
IB257	ISF Public Works Bldg Mgmt	0	0	10,000	2,485	0
IB258	ISF Comm Svcs Bldg Mgmt	0	0	94,000	16,445	0
IB259	ISF Building Division Bldg Mgmt	0	0	1,096,000	88,074	75,000
IB264	FY25-26 Pd Bldg Mgmt	0	0	0	0	60,000
IB267	FY25-26 Pw Bldg Mgmt	0	0	0	0	110,000
IB268	FY25-26 Cs Bldg Mgmt	0	0	0	0	445,000
IB837	Citywide Park Lighting Upgrades	0	114,458	0	39,164	0
<b>Subtotal</b>		<b>242,365</b>	<b>736,085</b>	<b>1,315,000</b>	<b>204,590</b>	<b>1,240,000</b>
<b>Total</b>		<b>242,365</b>	<b>736,085</b>	<b>1,315,000</b>	<b>204,590</b>	<b>1,240,000</b>

## Community Services Department

Subprogram: Building Management ISF – 65083101

### ISF Request Detail for FY25-26

IB264: ISF Building Management PD FY25-26 **(\$60,000)**

- A- Exterior Camera Replacements (\$60,000)

IB267: ISF Building Management PD FY25-26 **(\$110,000)**

- A- Household Hazardous Waste Storage Shed/Structure (\$70,000)
- B- AC Unity Installation at the City Yards Tool Room and Workstations (\$15,000)
- C- City Yards Administrative Building Carpet (\$25,000)

IB268: ISF Building Management CS FY25-26 **(\$445,000)**

- A-Carolyn Owens Community Center Boiler Repair (\$125,000)
- B- Police Department (6) Slider Door Repairs/Replacements (\$25,000)
- C- Senior Center-Replace Kitchen Appliances (\$35,000)
- E-Citywide Security Camera Audit/Replacement (\$75,000)
- F-Senior Center-HVAC Unit Replacements/Replace (5) HVAC units. (\$60,000)
- H- Police Dept Chino Sign Improvements (\$75,000)
- L- Community Building Men's Restroom Improvements (\$50,000)

### ISF Request Detail for FY24-25

IB250: New Positions for FY24-25 (\$10,000)

IB254: ISF Building Management PD FY24-25 **Completed**

- A- Replace refrigerator and freezer for evidence

IB257: ISF Building Management PW FY24-25 **Completed**

- A- Voltage Power to shed at Service Yard

IB258: ISF Building Management CS FY24-25 (\$34,555)

- A- Ayala Park repaint trash enclosures **Completed**
- B- C.O.C.C Exterior Signage **Completed**
- C- MVP Recreation/Teen Center Exterior Paint

IB259: ISF Building Management FY24-25 (\$1,007,926) CA **New Money Requested for FY25-26 \$75,000**

- A- City Hall Server Room UPS Battery Replacement **Completed**
- B- PD Mechanical Room Washer/Dryer Purchase & Install **Completed**
- C- APOC Furniture Replacement **Remove**
- D- COCC Task Chair Replacement **Completed**
- E- Library Exterior Painting
- F- PD Fluorescent Light Fixture Replacement **Completed**
- G- NAC Interior Upgrades (**boxing gym & scoreboard completed, removed remaining items**)
- H- Monte Vista Roof Replacement
- I- Library HVAC Control Upgrades **Completed**
- J- Ayala Electrical Panel
- K- Citywide HVAC Replacements/Repairs
- L- Owen's Bistro Building Interior (Repainting)

### ISF Request Detail for FY23-24

IB240 Newly Approved Positions for FY23-24 Equipment (\$81,565)

IB244: ISF Building Management PD FY23-24 **Completed**

- A- PD Upgrade HVAC software **Completed**
- B- Replace refrigerator and freezer for evidence **Completed**
- C- Replacement of 19 chairs for Records **Completed**
- D- 3 LED Replacement Wall Packs **Completed**
- E- Metal Shelving Units at Evidence **Cancelled**
- F- Fluorescent Light Fixture Replacement **Completed**
- G- Acoustical Paneling in Lobby **Completed**

## Community Services Department

### Subprogram: Building Management ISF – 65083101 (Cont.)

IB248: ISF Building Management CS FY23-24 (\$16,441)

- A- Senior Center Kitchen HVAC **Completed**
- B- Park Pavilion Sign Holders **CA**

IB249: ISF Building Management FY23-24 (\$262,202)

- A- 7th Street Theater Roof Replacement **Completed**
- B- PD UPS Battery Replacement **Completed**
- C- 7th Street Theater HVAC Replacement **Completed**
- D- APOC New Batting Cage Equipment **CA**
- E- 7th Street Theatre Main Lobby Carpet Replacement **Completed**

#### **ISF Request Detail for FY22-23**

IB238: ISF Building Management CS FY22-23 (\$28,361)

- D- Complete restroom interior improvements for Walnut Park - **CA**

#### **ISF Request Detail from FY19-20**

IB208: ISF Building Management CS (\$190,919) **New Funding Requested for FY25-26 \$550,000**

- Senior Center/NAC/Comm. Bldg.- Install a transfer switch at each facility - CA

IB837: Citywide Park Lighting Upgrades **Completed**

# FY 2025-26

## RDA-Successor Agency Department Budget





**This page left intentionally blank.**

---

## SUCCESSOR AGENCY TO THE CHINO REDEVELOPMENT AGENCY

---



### **Description**

Effective February 1, 2012, all redevelopment agencies (RDA) in California were dissolved and replaced with successor agencies responsible for winding down the affairs of the former agencies. Among each successor agency's responsibilities is the disposition of its former RDA's assets, and ensuring that all enforceable obligations of the former RDA are perfected. On January 3, 2012, the Chino City Council elected to become the successor agency of its former redevelopment agency. The City, as successor agency, became operative on February 1, 2012. On that date, all assets, properties, contracts, and leases of the former redevelopment agency were transferred to the successor agency.

AB x1 26 requires the establishment of an Oversight Board to supervise the dissolution of each redevelopment agency, including the review and approval of all actions taken by a successor agency to implement the dissolution process. Oversight boards have fiduciary responsibilities to the holders of enforceable obligations and to the taxing entities that benefit from distributions of property tax.

Instead of the budget document, the City of Chino, acting as the Successor Agency to the former Chino Redevelopment Agency is required to prepare a Recognized Obligation Payment Schedule (ROPS) in accordance with Health & Safety Code 34177 (l) (1) (2) & (3) (added by AB 1X26). The ROPS lists all of the debts and obligations of the former Chino Redevelopment Agency, to include bond indebtedness, promissory notes, contracts, administration and operating expenses, and legally binding agreements. The schedule also lists a source of funding for each debt obligation.

Effective July 1, 2018, the Countywide Oversight Board (CWOB) must review and approve each Recognized Obligation Payment Schedule (ROPS) in accordance with Senate Bill No. 107 (SB107) and Health and Safety Code Section 34179.

ROPS schedules are available at the City of Chino website at [www.cityofchino.org](http://www.cityofchino.org).





# RDA-SUCCESSOR AGENCY - Expenditure Summary

FY 2025-26



## Department Summary

Expenditure Summary	FY 2022-23 Actual	FY 2023-24 Actual	FY 2024-25 Budget	FY 2024-25 Projection	FY 2025-26 Proposed	\$ Inc/-Dec	%
Personnel Services	148,970	0	0	0	0	0	0.0%
Maintenance & Operations	1,485,580	1,395,201	3,351,428	3,351,428	3,343,403	-8,025	-0.2%
Allocated Costs	16,374	0	0	0	0	0	0.0%
Capital and Non-Capital Projects	2,526,381	0	0	0	0	0	0.0%
	<b>\$4,177,305</b>	<b>\$1,395,201</b>	<b>\$3,351,428</b>	<b>\$3,351,428</b>	<b>\$3,343,403</b>	<b>-8,025</b>	<b>-0.2%</b>

## Department Programs

### Program 1019000: SUCCR AGENCY ADMIN COST FUND

Expenditure Summary	FY 2022-23 Actual	FY 2023-24 Actual	FY 2024-25 Budget	FY 2024-25 Projection	FY 2025-26 Proposed	\$ Inc/-Dec	%
Personnel Services	148,970	0	0	0	0	0	0.0%
Maintenance & Operations	3,337	0	0	0	0	0	0.0%
Allocated Costs	16,374	0	0	0	0	0	0.0%
Capital and Non-Capital Project	18,741	0	0	0	0	0	0.0%
	<b>\$187,422</b>	<b>\$0</b>	<b>\$0</b>	<b>\$0</b>	<b>\$0</b>	<b>0</b>	<b>0.0%</b>

### Program 7039015: RROF DEBT SERVICE

Expenditure Summary	FY 2022-23 Actual	FY 2023-24 Actual	FY 2024-25 Budget	FY 2024-25 Projection	FY 2025-26 Proposed	\$ Inc/-Dec	%
Maintenance & Operations	7,450	7,450	8,200	8,200	6,800	-1,400	-17.1%
Capital and Non-Capital Project	2,507,640	0	0	0	0	0	0.0%
	<b>\$2,515,090</b>	<b>\$7,450</b>	<b>\$8,200</b>	<b>\$8,200</b>	<b>\$6,800</b>	<b>-1,400</b>	<b>-17.1%</b>



# RDA-SUCCESSOR AGENCY - Expenditure Summary

FY 2025-26



## Department Programs

### Program 7049015: RDA RROF DEBT SERVICE

Expenditure Summary	FY 2022-23 Actual	FY 2023-24 Actual	FY 2024-25 Budget	FY 2024-25 Projection	FY 2025-26 Proposed	\$\$ Inc/-Dec	%
Maintenance & Operations	1,474,793	1,387,751	3,343,228	3,343,228	3,336,603	-6,625	-0.2%
	<b>\$1,474,793</b>	<b>\$1,387,751</b>	<b>\$3,343,228</b>	<b>\$3,343,228</b>	<b>\$3,336,603</b>	<b>-6,625</b>	<b>-0.2%</b>



# RDA-SUCCESSOR AGENCY SUCCR AGENCY ADMIN COST FUND

Program: 1019000



Obj/Prj No.	Description	FY 2022-23 Actual	FY 2023-24 Actual	FY 2024-25 Budget	FY 2024-25 Projected	FY 2025-26 Proposed
<b>Personnel Services</b>						
41000	Full-Time Salaries	89,962	0	0	0	0
41070	Employee Svcs Allocated	59,008	0	0	0	0
	<b>Subtotal</b>	<b>148,970</b>	<b>0</b>	<b>0</b>	<b>0</b>	<b>0</b>
<b>Maintenance &amp; Operations</b>						
43515	Financial Services	3,337	0	0	0	0
	<b>Subtotal</b>	<b>3,337</b>	<b>0</b>	<b>0</b>	<b>0</b>	<b>0</b>
<b>Allocated Services</b>						
46000	Central Services Allocated	5,405	0	0	0	0
46010	Insurance Allocated	6,571	0	0	0	0
46020	Building Allocated	4,398	0	0	0	0
	<b>Subtotal</b>	<b>16,374</b>	<b>0</b>	<b>0</b>	<b>0</b>	<b>0</b>
<b>Capital and Non-Capital Projects</b>						
ST163	Edison Ave Improvements	18,741	0	0	0	0
	<b>Subtotal</b>	<b>18,741</b>	<b>0</b>	<b>0</b>	<b>0</b>	<b>0</b>
	<b>Total</b>	<b>187,422</b>	<b>0</b>	<b>0</b>	<b>0</b>	<b>0</b>

## Successor Agency to the Chino Redevelopment Agency

Program: Successor Agency Administrative Allowance Fund 1019000

After the dissolution of the Redevelopment Agency by the State of California on Feb 1, 2012, Fund 101 is used to account for expenditures related to the dissolution and winding down of the former Redevelopment Agency. The funding is provided by the ROPS approved Administrative Allowance in the amount of \$ 250,000 annually, or up to 3% of the RPTTF funded recognized obligations.

### Code Explanation

Code 41000: Provides for full-time salaries.

Code 41010: Provides for part-time salaries.

Code 43510: Provides for special legal services associated with the dissolution of the former Redevelopment Agency.

Code 43515: Provides for financial audit and other financial services.

Code 43650: Provides for other contractual services as needed.



**RDA-SUCCESSOR AGENCY**  
**RROF DEBT SERVICE**  
**Program: 7039015**



Obj/Prj No.	Description	FY 2022-23 Actual	FY 2023-24 Actual	FY 2024-25 Budget	FY 2024-25 Projected	FY 2025-26 Proposed
<b>Maintenance &amp; Operations</b>						
43515	Financial Services	4,450	4,450	4,450	4,450	3,050
43525	Trustee Service Fees	3,000	3,000	3,750	3,750	3,750
	<b>Subtotal</b>	<b>7,450</b>	<b>7,450</b>	<b>8,200</b>	<b>8,200</b>	<b>6,800</b>
<b>Capital and Non-Capital Projects</b>						
ST163	Edison Ave Improvements	2,507,640	0	0	0	0
	<b>Subtotal</b>	<b>2,507,640</b>	<b>0</b>	<b>0</b>	<b>0</b>	<b>0</b>
	<b>Total</b>	<b>2,515,090</b>	<b>7,450</b>	<b>8,200</b>	<b>8,200</b>	<b>6,800</b>

## **Successor Agency to the Chino Redevelopment Agency**

### **Program: Redevelopment Retirement Obligation Fund 7039015**

This program is to record the Redevelopment Property Tax Trust Funds (RPTTF) received from the County Auditor Controller to pay enforceable obligations as set forth in the "Recognized Obligation Payment Schedule" (ROPS).

Most of the obligations are related to bond maintenance of Tax Allocation Bonds 2014 Series A and Tax Allocation Bonds 2019 Series A and B, such as debt service payments, annual reporting, and arbitrage rebate calculations, as well as, repayment of city loans, legal and trustee services.

#### **Projects to be funded by RPTTF (Available Balances)**

- There are no projects being funded at this time.
- The total can be amended on Amended ROPS 23-24B for the approved change orders.

The Budget will be updated with each approved ROPS.



**RDA-SUCCESSOR AGENCY**  
**RDA RROF DEBT SERVICE**  
**Program: 7049015**



Obj/Prj No.	Description	FY 2022-23 Actual	FY 2023-24 Actual	FY 2024-25 Budget	FY 2024-25 Projected	FY 2025-26 Proposed
<b>Maintenance &amp; Operations</b>						
44000	Debt Service/Principal	0	0	1,890,000	1,890,000	1,970,000
44010	Debt Svc Interest	1,474,793	1,387,751	1,453,228	1,453,228	1,366,603
	<b>Subtotal</b>	<b>1,474,793</b>	<b>1,387,751</b>	<b>3,343,228</b>	<b>3,343,228</b>	<b>3,336,603</b>
	<b>Total</b>	<b>1,474,793</b>	<b>1,387,751</b>	<b>3,343,228</b>	<b>3,343,228</b>	<b>3,336,603</b>

## Successor Agency to the Chino Redevelopment Agency

### Program: Redevelopment Retirement Obligation Fund - Debt Service 7049015

This program is to record transactions performed by the bank trustee in connection with RDA Refunding TAB 2014 Series A and Refunding TAB 2019, Series A and B, such as debt service payments. The funding for this obligation comes from RPTTF in Fund 703 or from Other Funds in fund 401, as instructed by DOF for each ROPS. In addition, the fund keeps track of the unfunded obligations of the former redevelopment agency, such as promissory notes. This fund does not contain any City funds.

Code 44000: Records principal payments on the Refunding TAB 2014, Series A and Refunding TAB 2019, Series A and B. The actual principal payments are transferred to reduce Bonds Payable account at the fiscal year end.

Code 44010: Records interest payments on the Refunding TAB 2014, Series A and Refunding TAB 2019, Series A and B.





**This page left intentionally blank.**